



Chipsmall Limited consists of a professional team with an average of over 10 year of expertise in the distribution of electronic components. Based in Hongkong, we have already established firm and mutual-benefit business relationships with customers from,Europe,America and south Asia,supplying obsolete and hard-to-find components to meet their specific needs.

With the principle of “Quality Parts,Customers Priority,Honest Operation,and Considerate Service”,our business mainly focus on the distribution of electronic components. Line cards we deal with include Microchip,ALPS,ROHM,Xilinx,Pulse,ON,Everlight and Freescale. Main products comprise IC,Modules,Potentiometer,IC Socket,Relay,Connector.Our parts cover such applications as commercial,industrial, and automotives areas.

We are looking forward to setting up business relationship with you and hope to provide you with the best service and solution. Let us make a better world for our industry!



## Contact us

Tel: +86-755-8981 8866 Fax: +86-755-8427 6832

Email & Skype: info@chipsmall.com Web: www.chipsmall.com

Address: A1208, Overseas Decoration Building, #122 Zhenhua RD., Futian, Shenzhen, China



# Slotted Optical Switch

OPB852A1-3

OPB853A1-3



## Features:

- Inexpensive opaque plastic housing
- Choice of transistor (OPB852) or photodarlington (OPB853) output
- 0.125" (3.18 mm) slot width
- 0.290" (7.37 mm) lead spacing
- Apertured for high resolution



## Description:

Slotted optical switches in the OPB852, and OPB853 series consist of an infrared emitting diode and a NPN silicon phototransistor or photodarlington, mounted on opposite sides of a 0.125" (3.175 mm) wide slot. The OPB852A, OPB852B and OPB852C have phototransistor output, while the OPB853A, OPB853B and OPB853C have photodarlington output.

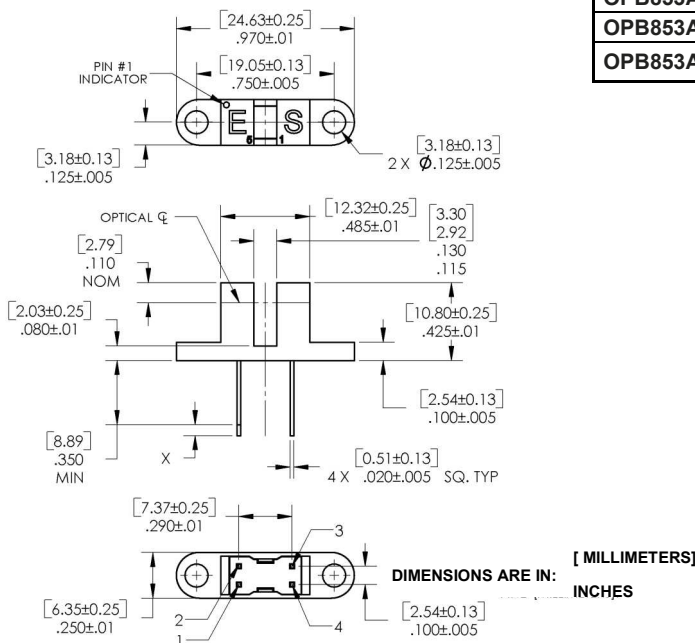
On each of these devices, the emitter has a molded-in aperture of 0.050" x 0.050" (1.270 mm x 1.270 mm) and the phototransistor (OPB852) or photodarlington (OPB853) has a molded-in aperture of 0.010" x 0.050" (0.254 mm x 1.270 mm).

Phototransistor or photodarlington switching occurs when an opaque object passes through the slot.

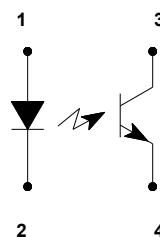
## Applications:

- Non-contact interruptive object sensing
- Assembly line automation
- Machine automation
- Equipment security
- Machine safety

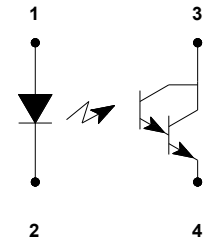
Part Number	LED Peak Wavelength	Sensor	Slot Width/Depth	Aperture Emitter/Sensor	Lead Length / Spacing
OPB852A1	890 nm	Transistor	0.120" / 0.315"	0.05" / 0.01"	0.425" / 0.290"
OPB852A2					
OPB852A3					
OPB853A1		Darlington			
OPB853A2					
OPB853A3					



OPB852



OPB853



Pin #	Description
1	Anode
2	Cathode
3	Collector
4	Emitter



## General Note

TT Electronics reserves the right to make changes in product specification without notice or liability. All information is subject to TT Electronics' own data and is considered accurate at time of going to print.

TT Electronics | Optek Technology, Inc.  
1645 Wallace Drive, Ste. 130, Carrollton, TX USA 75006 | Ph: +1 972 323 2200  
www.ttelectronics.com | sensors@ttelectronics.com

# Slotted Optical Switch

OPB852A1-3, OPB853A1-3



## Electrical Specifications

**Absolute Maximum Ratings** ( $T_A=25^\circ\text{C}$  unless otherwise noted)

Storage & Operating Temperature Range	-40°C to +85°C
Lead Soldering Temperature [1/16 inch (1.6mm) from the case for 5 sec. with soldering iron]	260°C <sup>(1)</sup>

### Input Diode

Forward DC Current	40 mA
Peak Forward Current (1 $\mu\text{s}$ pulse width, 300 pps)	3 A
Reverse DC Voltage	2 V
Power Dissipation	100 mW <sup>(2)</sup>

### Output Phototransistor

Collector-Emitter Voltage	30 V
Emitter-Collector Voltage	5 V
Power Dissipation	100 mW <sup>(2)</sup>

**Electrical Characteristics** ( $T_A = 25^\circ\text{C}$  unless otherwise noted)

SYMBOL	PARAMETER	MIN	TYP	MAX	UNITS	TEST CONDITIONS
--------	-----------	-----	-----	-----	-------	-----------------

**Input Diode** (see OP140 for additional information—OPB852A\_, OP245 for additional information—OPB853A)

$V_F$	Forward Voltage	-	-	1.7	V	$I_F = 20\text{ mA}$
$I_R$	Reverse Current	-	-	100	$\mu\text{A}$	$V_R = 2\text{ V}$

**Output Phototransistor** (see OP550 for additional information—OPB852A\_, OP565 for additional information—OPB853A)

$V_{(BR)CEO}$	Collector-Emitter Breakdown Voltage	30	-	-	V	$I_C = 1\text{ mA}$
	OPB852A1, OPB852A2, OPB852A3 OPB853A1, OPB853A2, OPB853A3	15	-	-	V	$I_C = 1\text{ mA}$
$V_{(BR)ECO}$	Emitter-Collector Breakdown Voltage	5	-	-	V	$I_E = 100\ \mu\text{A}$
$I_{CEO}$	Collector-Emitter Dark Current	-	-	100	nA	$V_{CE} = 10\text{ V}$

### Combined

$V_{CE(SAT)}$	Saturation Voltage	-	-	-	V	$I_C = 500\ \mu\text{A}, I_F = 20\text{ mA}$
	OPB852A1, OPB852A2	-	-	0.4	V	$I_C = 1.8\text{ mA}, I_F = 20\text{ mA}$
	OPB852A3 OPB853A1, OPB853A2, OPB853A3	-	-	1.0	V	$I_C = 1.8\text{ mA}, I_F = 10\text{ mA}$
$I_{C(ON)}$	On-State Collector Current	-	-	-	mA	$V_{CE} = 5\text{ V}, I_F = 20\text{ mA}$
	OPB852A1	1.0	-	-	mA	$V_{CE} = 5\text{ V}, I_F = 20\text{ mA}$
	OPB852A2	2.0	-	-	mA	$V_{CE} = 5\text{ V}, I_F = 20\text{ mA}$
	OPB852A3	4.0	-	-	mA	$V_{CE} = 5\text{ V}, I_F = 20\text{ mA}$
	OPB853A1	2.5	-	-	mA	$V_{CE} = 1.5\text{ V}, I_F = 5\text{ mA}$
	OPB853A2 OPB853A3	5.0 10.0	- -	- -	mA mA	$V_{CE} = 1.5\text{ V}, I_F = 5\text{ mA}$ $V_{CE} = 1.5\text{ V}, I_F = 5\text{ mA}$

Notes:

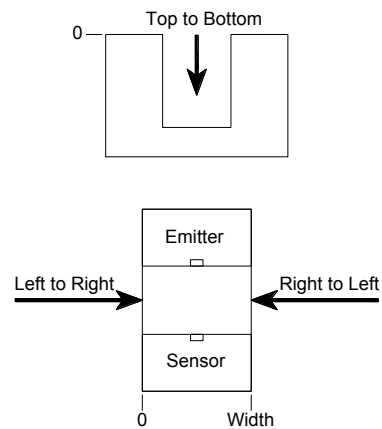
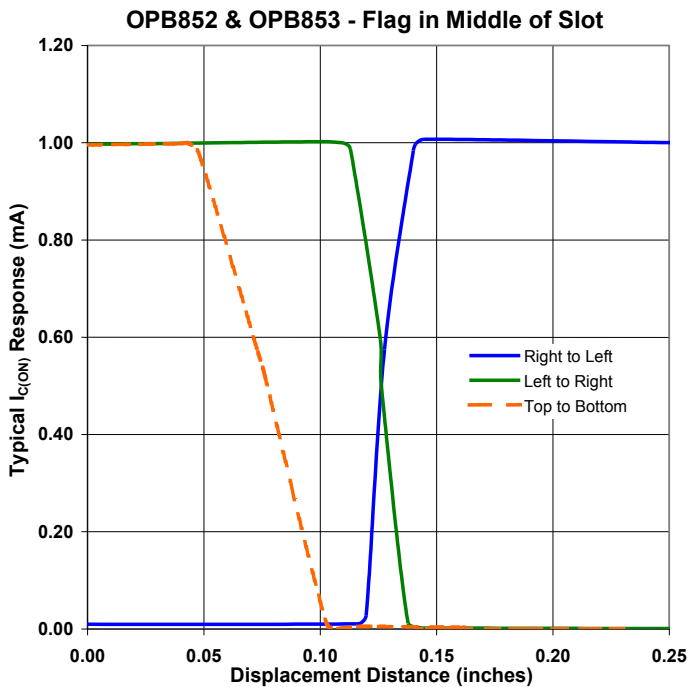
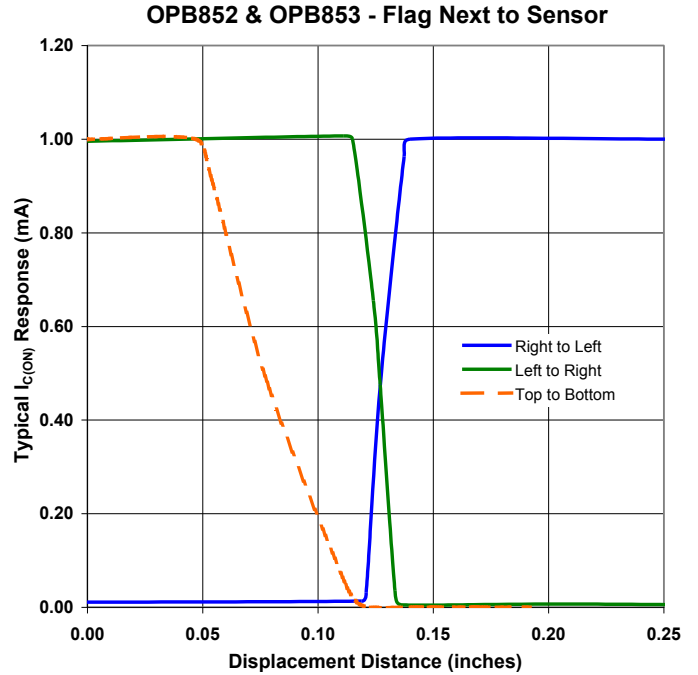
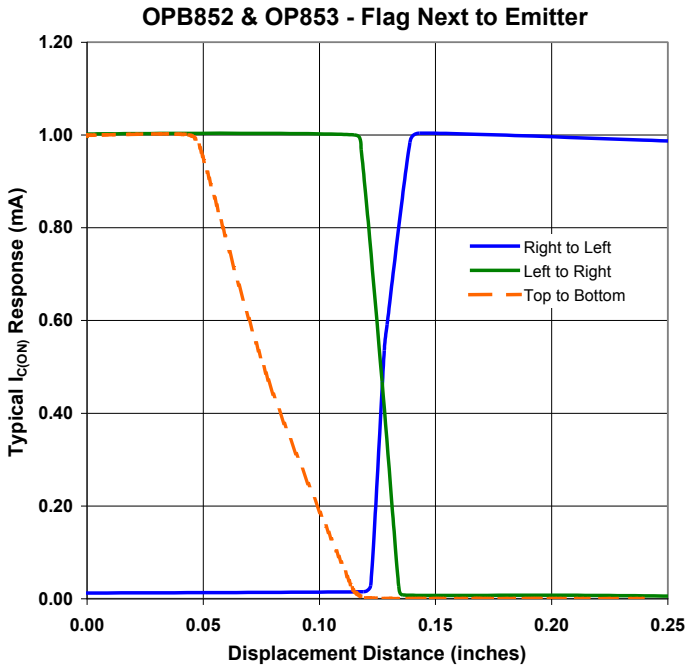
- (1) RMA flux is recommended. Duration can be extended to 10 seconds maximum when flow soldering.
- (2) Derate linearly 1.67 mW/ $^\circ\text{C}$  above 25°C.
- (3) Methanol and isopropanol are recommended as cleaning agents. Housings are soluble in chlorinated hydrocarbons and ketones. Highly activated, water soluble fluxes may attack housings in some situations.
- (4) All parameters tested using pulse technique.

# Slotted Optical Switch

OPB852A1-3, OPB853A1-3



## Performance



General Note  
 TT Electronics reserves the right to make changes in product specification without notice or liability. All information is subject to TT Electronics' own data and is considered accurate at time of going to print.

TT Electronics | Optek Technology, Inc.  
 1645 Wallace Drive, Ste. 130, Carrollton, TX USA 75006 | Ph: +1 972 323 2200  
[www.ttelectronics.com](http://www.ttelectronics.com) | [sensors@ttelectronics.com](mailto:sensors@ttelectronics.com)