



Chipsmall Limited consists of a professional team with an average of over 10 year of expertise in the distribution of electronic components. Based in Hongkong, we have already established firm and mutual-benefit business relationships with customers from,Europe,America and south Asia,supplying obsolete and hard-to-find components to meet their specific needs.

With the principle of “Quality Parts,Customers Priority,Honest Operation,and Considerate Service”,our business mainly focus on the distribution of electronic components. Line cards we deal with include Microchip,ALPS,ROHM,Xilinx,Pulse,ON,Everlight and Freescale. Main products comprise IC,Modules,Potentiometer,IC Socket,Relay,Connector.Our parts cover such applications as commercial,industrial, and automotives areas.

We are looking forward to setting up business relationship with you and hope to provide you with the best service and solution. Let us make a better world for our industry!



Contact us

Tel: +86-755-8981 8866 Fax: +86-755-8427 6832

Email & Skype: info@chipsmall.com Web: www.chipsmall.com

Address: A1208, Overseas Decoration Building, #122 Zhenhua RD., Futian, Shenzhen, China



Fiber Optic Transmitter

OPF672, OPF673 Series



OPF672



OPF673

Features:

- Low cost 850 nm LED technology
- High thermal stability
- High optical coupling efficiency to multimode fiber
- Standard and low profile metal ST* style receptacles
- Industrial temperature range

Description:

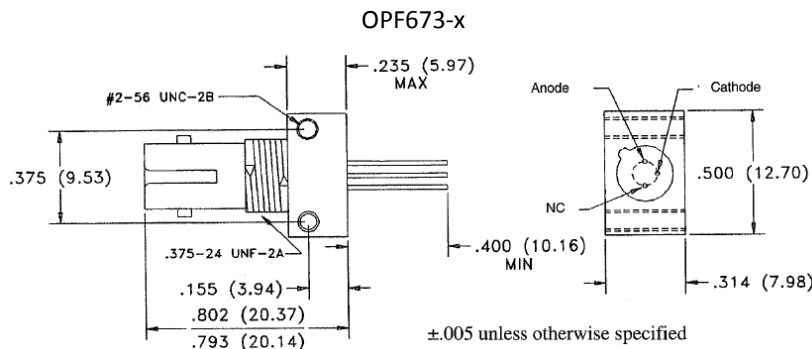
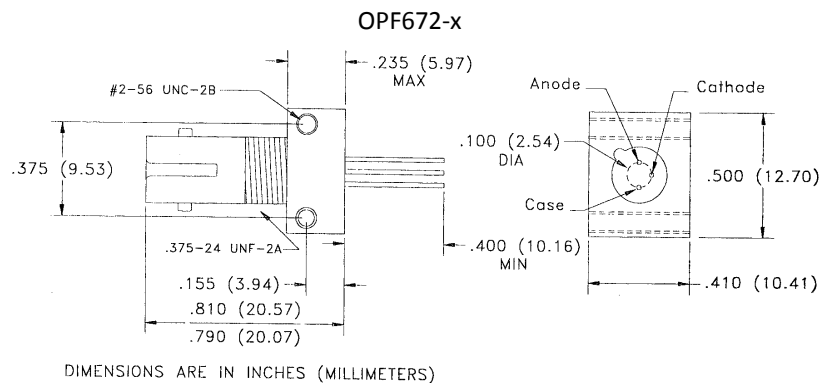
The **OPF672** and **OPF673** series fiber optic transmitters are high performance devices packaged for data communication links. These transmitters are an 850 nm GaAlAs LED and are specifically designed to efficiently launch optical power into either 50/125µm or 62.5/125µm diameter multimode fiber. Three power ranges with upper and lower limits are offered, which allows the designer to select a device best suited for the application.

The **OPF672** is offered a standard profile, metal ST receptacle and the **OPF673** is offered in a low profile version. These products combination of features including high speed and efficient coupled power makes it an ideal transmitter for integration into all types of data communications equipment.

Applications:

- Industrial Ethernet equipment
- Copper-to-fiber media conversion
- Intra-system fiber optic links
- Video surveillance systems

Ordering Information			
Part Number	LED Peak Wavelength	P _{T50} (dBm) Min / Max	T _r , T _f (ns) Typ / Max
OPF672-1; OPF673-1	850nm	-17.5/-15.2	8.0/10.0
OPF672-2; OPF673-2	850nm	-16.0/-13.0	8.0/10.0



General Note
TT Electronics reserves the right to make changes in product specification without notice or liability. All information is subject to TT Electronics' own data and is considered accurate at time of going to print.

OPTEK Technology, Inc.
1645 Wallace Drive, Carrollton, TX 75006 | Ph: +1 972 323 2200
www.optekinc.com | www.ttelectronics.com

Fiber Optic Transmitter

OPF672, OPF673 Series



Electrical Specifications

Absolute Maximum Ratings ($T_A = 25^\circ\text{C}$ unless otherwise noted)	
Storage Temperature Range	-55° C to +100° C
Operating Temperature Range	-40° C to +85° C
Lead Soldering Temperature ⁽¹⁾	260° C
Continuous Forward Current ⁽²⁾	100 mA
Maximum Reverse Voltage	1.0 V

Electrical Characteristics ($T_A = 25^\circ\text{C}$ unless otherwise noted)							
SYMBOL	PARAMETER		MIN	TYP	MAX	UNITS	TEST CONDITIONS
P_{T50}	Total Coupled Power, 50/125 μm Fiber, NA = 0.20	OPF672-1, OPF673-1	-17.5		-15.2	dBm	$I_F = 100\text{ mA}$
		OPF672-2, OPF673-2	-16.0		-13.0	dBm	
V_F	Forward Voltage		1.5		2.1	V	$I_F = 100\text{ mA}$
V_R	Reverse Voltage		1.8			V	$I_R = 100\ \mu\text{A}$
λ	Wavelength		830	850	870	nm	$I_F = 50\text{ mA}$
$\Delta\lambda$	Optical Bandwidth			35		nm	$I_F = 50\text{ mA}$
t_r, t_f	Rise and Fall Time			8.0	10.0	ns	$I_F = 100\text{ mA}; 10\% \text{ to } 90\%^{(3)}$

Notes:

1. Maximum of 5 seconds with soldering iron. Duration can be extended to 10 seconds when flow soldering. RMA flux is recommended.
2. De-rate linearly at 1.0mA /°C above 25°C .
3. No Pre-bias.
4. All Optek fiber optic LED products are subjected to 100% burn-in as part of its quality control process. The burn-in conditions are 96 hours at 100mA drive current and 25°C ambient temperature.

General Note
TT Electronics reserves the right to make changes in product specification without notice or liability. All information is subject to TT Electronics' own data and is considered accurate at time of going to print.

OPTEK Technology, Inc.
1645 Wallace Drive, Carrollton, TX 75006 | Ph: +1 972 323 2200
www.optekinc.com | www.ttelectronics.com

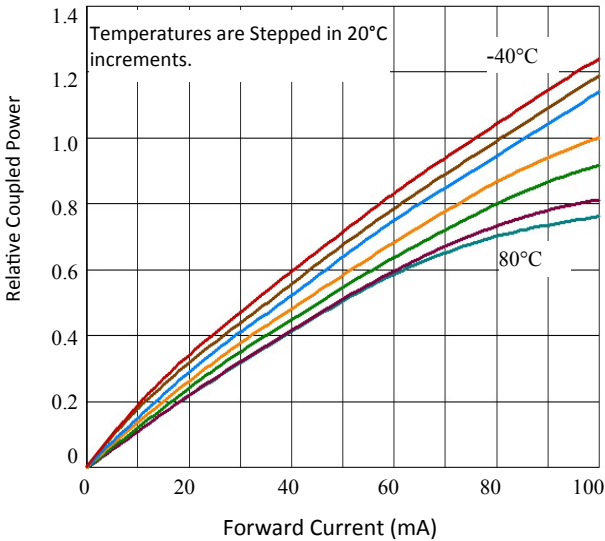
Fiber Optic Transmitter

OPF672, OPF673 Series

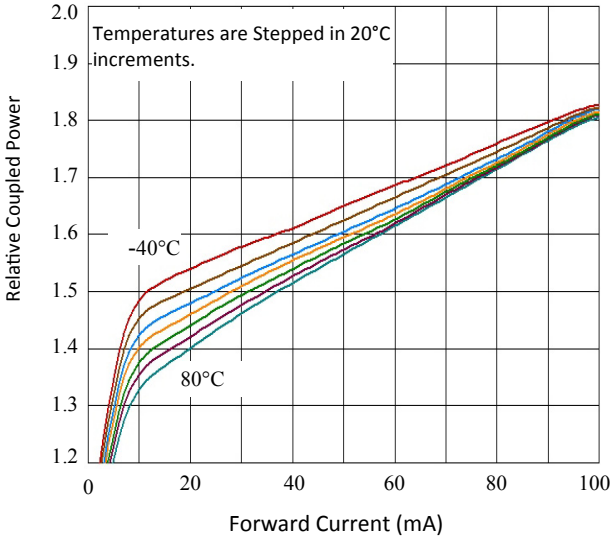


Performance

Relative Coupled Power vs Forward Current



Typical Forward Voltage vs Forward Current



General Note
TT Electronics reserves the right to make changes in product specification without notice or liability. All information is subject to TT Electronics' own data and is considered accurate at time of going to print.

OPTEK Technology, Inc.
1645 Wallace Drive, Carrollton, TX 75006 | Ph: +1 972 323 2200
www.optekinc.com | www.ttelectronics.com