



Chipsmall Limited consists of a professional team with an average of over 10 year of expertise in the distribution of electronic components. Based in Hongkong, we have already established firm and mutual-benefit business relationships with customers from,Europe,America and south Asia,supplying obsolete and hard-to-find components to meet their specific needs.

With the principle of “Quality Parts,Customers Priority,Honest Operation,and Considerate Service”,our business mainly focus on the distribution of electronic components. Line cards we deal with include Microchip,ALPS,ROHM,Xilinx,Pulse,ON,Everlight and Freescale. Main products comprise IC,Modules,Potentiometer,IC Socket,Relay,Connector.Our parts cover such applications as commercial,industrial, and automotives areas.

We are looking forward to setting up business relationship with you and hope to provide you with the best service and solution. Let us make a better world for our industry!



Contact us

Tel: +86-755-8981 8866 Fax: +86-755-8427 6832

Email & Skype: info@chipsmall.com Web: www.chipsmall.com

Address: A1208, Overseas Decoration Building, #122 Zhenhua RD., Futian, Shenzhen, China



Vertical Cavity Surface Emitting Laser in Pill Package



OPV222

Features

- 850nm VCSEL Technology
- High thermal stability
- Low drive current/high output intensity
- Pill Package with Dome Lens
- Well collimated beam profile

Description

The OPV222 is a high performance 850nm VCSEL packaged for sensing applications. This product's combination of features including high speed, high output power and concentric and narrow beam angle make it an ideal transmitter for integration into many types of position sensing equipment.

Applications include:

- ◆ Photoelectric Sensors
- ◆ Light Curtains
- ◆ Position Sensors

Technical Data



Absolute Maximum Ratings ($T_A = 25^\circ\text{C}$ unless otherwise noted)

Maximum Forward Peak Current	30 mA
Maximum Reverse Voltage	5 Volts
Storage Temperature	-40 to +125°C
Operating Temperature	-40 to +85°C
Soldering Lead Temperature	260°C for 10 Seconds
Max. Continuous Optical Power at 70°C	1.1 mW



Additional laser safety information can be found on the Optek website. See application #221. Classification is not marked on the device due to space limitations. See package outline for centerline of optical radiance. Operating devices beyond maximum rating may result in hazardous radiation exposure.

September 2003
Issue 3.1

OPV222 Technical Data



Electrical/Optical Characteristics (at 25 °C unless otherwise specified)

SYMBOL	PARAMETER	MIN	TYP	MAX	UNITS	TEST CONDITION
P_{OT}	Total Power Out	1.4		4.5	mW	$I_F = 12 \text{ mA}$
I_{TH}	Threshold Current	2.0		5.5	mA	Note 1
V_F	Forward Voltage			2.15	V	$I_F = 12 \text{ mA}$
I_R	Reverse Current			30	nA	$V_R = 5 \text{ V}$
R_S	Series Resistance	14		45	ohms	Note 2
η	Slope Efficiency	0.17			mW/mA	Note 3
λ	Wavelength	830		860	nm	
$\Delta\lambda$	Optical Bandwidth			0.85	nm	
$\Delta\eta/\Delta T$	Temp Coefficient of Slope Efficiency		-0.40		%/°C	
θ	Beam Divergence		4		Degree	
$\Delta\lambda/\Delta T$	Temp Coefficient of Wavelength		0.06		nm/°C	(0° - 70° C)
$\Delta I_{TH}/\Delta T$	Temp Coefficient of Threshold Current		± 1.5		mA	(0° - 70° C)
N_{ri}	Relative Intensity Noise		-123		dB/Hz	
$\Delta V_F/\Delta T$	Temperature Coefficient for V_F		-2.5		mV/°C	

NOTES:

- (1) Threshold Current is based on the two line intersection method specified in Telcordia GR-468-Core. Line 1 from 6 mA to 8 mA. Line 2 from 0 mA to 2 mA.
- (2) Series Resistance is the slope of the Voltage-Current line from 8 to 12 mA.
- (3) Slope efficiency, is the slope of the best fit LI line from 8 mA to 12 mA.

September 2003
Issue 3.1

Optek reserves the right to make changes at any time in order to improve design and to supply the best product possible.

Optek Technology, Inc.

Carrollton, Texas 75006

(972) 323-2200

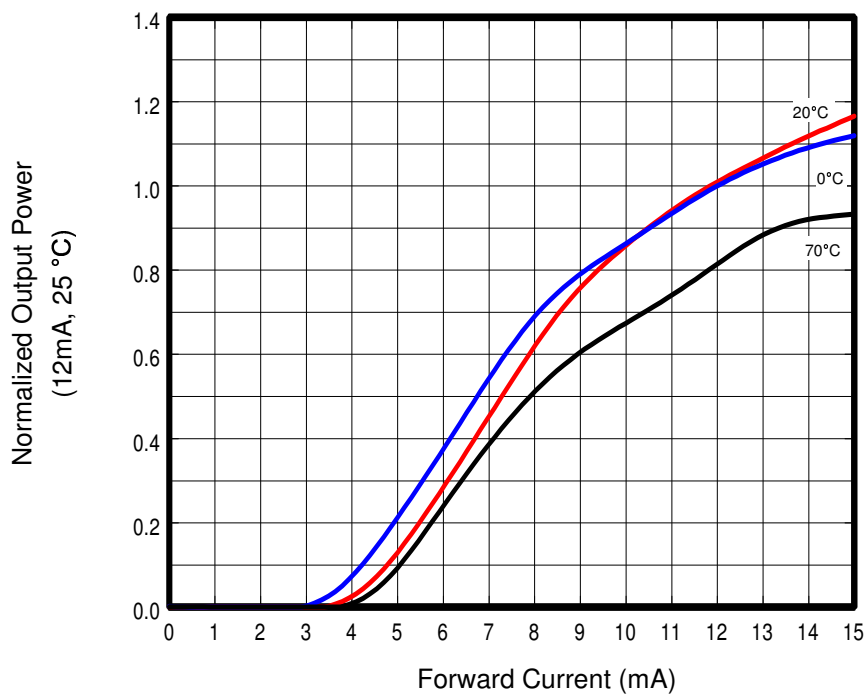
sensors@optekinc.com

www.optekinc.com

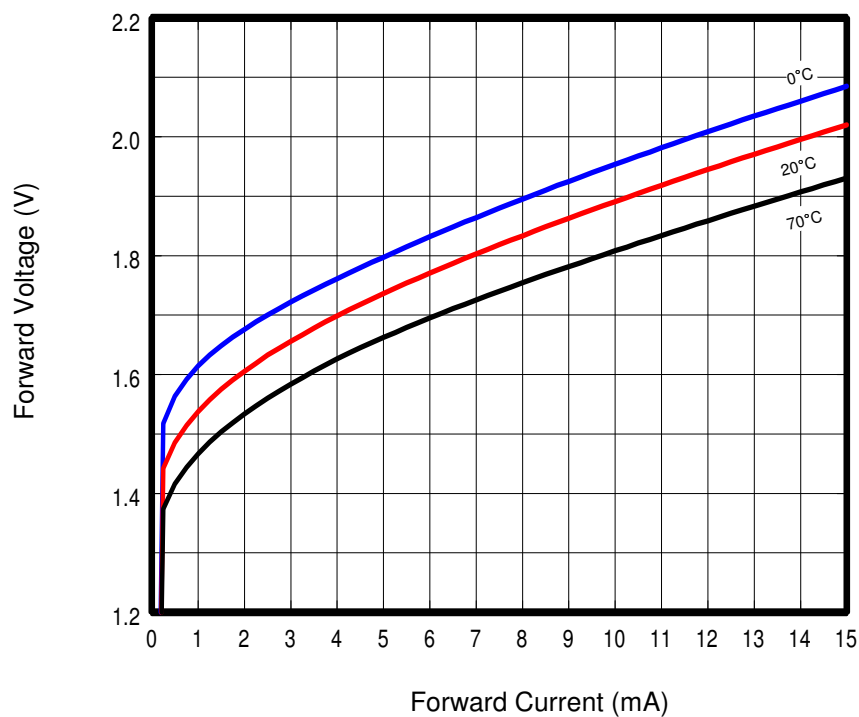
OPV222 Technical Data



Output Power vs. Forward Current



Forward Voltage vs. Forward Current

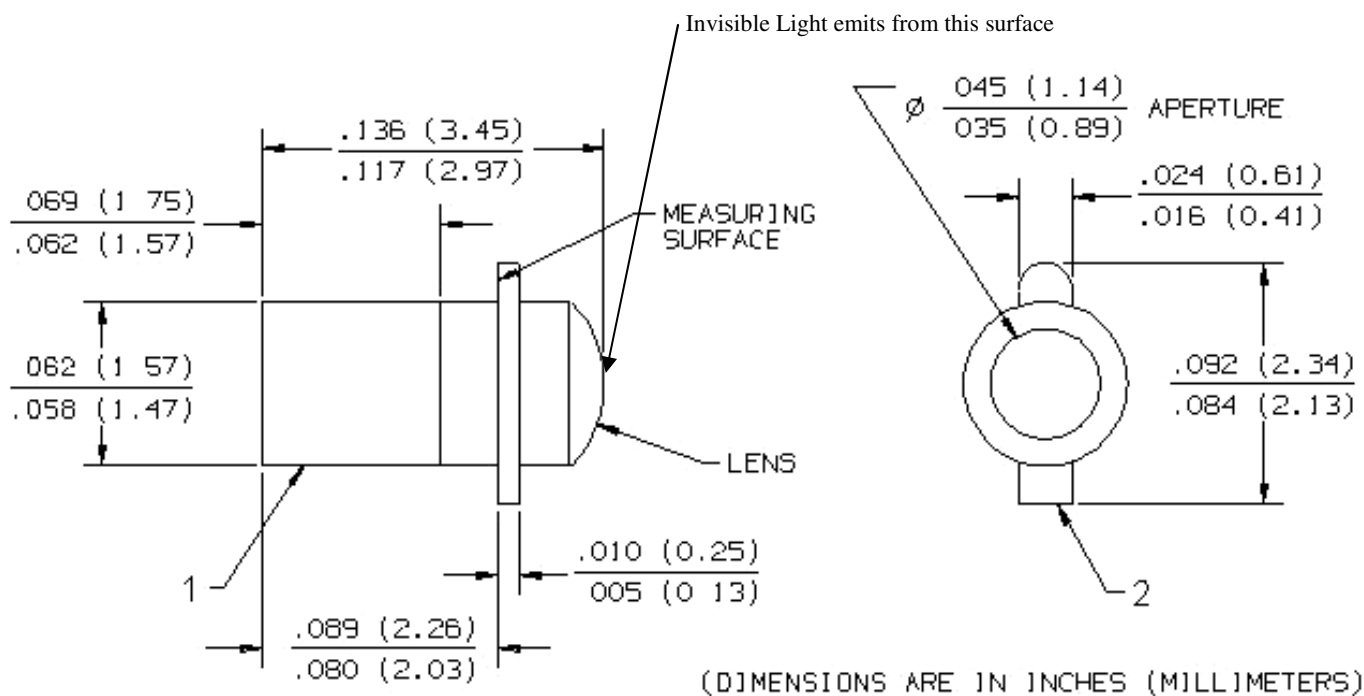


September 2003
Issue 3.1

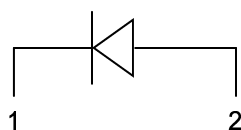
OPV222 Technical Data



Mechanical Dimensions:



VCSEL



September 2003
Issue 3.1