



Chipsmall Limited consists of a professional team with an average of over 10 year of expertise in the distribution of electronic components. Based in Hongkong, we have already established firm and mutual-benefit business relationships with customers from,Europe,America and south Asia,supplying obsolete and hard-to-find components to meet their specific needs.

With the principle of "Quality Parts,Customers Priority,Honest Operation,and Considerate Service",our business mainly focus on the distribution of electronic components. Line cards we deal with include Microchip,ALPS,ROHM,Xilinx,Pulse,ON,Everlight and Freescale. Main products comprise IC,Modules,Potentiometer,IC Socket,Relay,Connector.Our parts cover such applications as commercial,industrial, and automotives areas.

We are looking forward to setting up business relationship with you and hope to provide you with the best service and solution. Let us make a better world for our industry!



Contact us

Tel: +86-755-8981 8866 Fax: +86-755-8427 6832

Email & Skype: info@chipsmall.com Web: www.chipsmall.com

Address: A1208, Overseas Decoration Building, #122 Zhenhua RD., Futian, Shenzhen, China



Vertical Cavity Surface Emitting Laser



OPV300, OPV310, OPV310Y, OPV314, OPV314Y

Features:

- 850nm VCSEL Technology
- Data rates up to 2.5 Gbps
- High thermal stability
- Low drive current / high output density
- Narrow and concentric beam angle
- Recommended for multimode fiber applications
- Burned in for communication level reliability



Description:

The **OPV300 / OPV310 / OPV314** series are high performance 850nm Vertical Cavity Surface Emitting Laser (VCSEL). The **OPV300** and **OPV310** are designed to be utilized for sensing applications as well as air transmission of data. The **OPV314** is designed for high speed communication links. The **OPV310 / OPV314** combine all the performance advantages of a VCSEL with the addition of a power monitor diode for precise control of optical power. The **OPV310 and OPV314** have a back monitor photodiode used for optical power management or optical reception for data communication applications.

The **OPV300 / OPV310** have a flat lens while the **OPV314** has a microbead lens. Refer to mechanical drawings for details.

The high performance 850nm VCSEL is designed for applications where low current is required with high on-axis optical power. These product's combine features including high speed, high output optical power and concentric beam making it an ideal transmitter for integration into all types of data communications equipment as well as for reflective and transmissive switches.

Applications:

- Fiber Channel
- Gigabit Ethernet
- ATM
- VSR
- Intra-System links
- Optical backplane interconnects
- Reflective sensing
- Interruptive sensing
- Long distance spot illumination



RoHS



Additional laser safety information can be found on the Optek website. See application bulletin #221. Classification is not marked on the device due to space limitations. See package outline for center-line of optical radiance. Operating devices beyond maximum rating may result in hazardous radiation exposure.

General Note

TT Electronics reserves the right to make changes in product specification without notice or liability. All information is subject to TT Electronics' own data and is considered accurate at time of going to print.

TT Electronics | OPTEK Technology, Inc.
1645 Wallace Drive, Suite 130, Carrollton, TX 75006 | Ph: +1 972-323-2200
www.ttelectronics.com | sensors@ttelectronics.com

Vertical Cavity Surface Emitting Laser



OPV300, OPV310, OPV310Y, OPV314,
OPV314Y

Electrical Specifications

Absolute Maximum Ratings ($T_A = 25^\circ\text{C}$ unless otherwise noted)

Operating Temperature Range	0°C to +70°C
Storage Temperature Range	-40°C to +100°C
Maximum Forward Peak Current, continuous	12 mA
Maximum Reverse Voltage	5 V
Max. Continuous Optical Power at 70° C	1.1 mW
Lead Soldering Temperature	260°C for 10 sec.
Maximum Forward Current, pulsed (1 μs P.W., 10% D.C.)	48 mA

Notes:

- (1) Threshold Current is based on the two line intersection method specified in Telcordia GR-468-Core. Line 1 from 4 mA to 6 mA. Line 2 from 0 mA to 0.5 mA.
- (2) Series Resistance is the slope of the Voltage-Current line from 5 to 8 mA.
- (3) Slope efficiency is the slope of the best fit LI line from 5 mA to 8 mA using no larger than .25 mA test interval points.
- (4) Using data points taken for slope efficiency above, $\Delta L/\Delta I$ shall be calculated for each adjacent pair of points.



Additional laser safety information can be found on the Optek website. See application bulletin #221. Classification is not marked on the device due to space limitations. See package outline for center-line of optical radiance. Operating devices beyond maximum rating may result in hazardous radiation exposure.

General Note

TT Electronics reserves the right to make changes in product specification without notice or liability. All information is subject to TT Electronics' own data and is considered accurate at time of going to print.

TT Electronics | OPTEK Technology, Inc.
1645 Wallace Drive, Suite 130, Carrollton, TX 75006 | Ph: +1 972-323-2200
www.ttelectronics.com | sensors@ttelectronics.com

Vertical Cavity Surface Emitting Laser



OPV300, OPV310, OPV310Y, OPV314, OPV314Y

Electrical Specifications

Electrical Characteristics (T_A = 25° C unless otherwise noted)

Symbol	Parameter	Min	Typ	Max	Units	Test Conditions
P _{OT}	Total Power Out OPV300 / OPV310 OPV314	1.50 1.40			mW	I _F = 7 mA
I _{TH}	Threshold Current	0.80		3.00	mA	Note 1
V _F	Forward Voltage	1.60		2.20	V	I _F = 7 mA
I _R	Reverse Current			100	nA	V _R = 5 V
R _S	Series Resistance	20		55	ohms	Note 2
η	Slope Efficiency	0.28		0.60	mW/mA	Note 3
	Linearity	0.00				Note 4
λ	Wavelength	840	850	860	nm	
Δλ	Optical Bandwidth			0.85	nm	
θ	Beam Divergence (OPV300 / OPV310 only)		24		Degree	I _F = 7 mA, FWHM
t _r /t _f	Rise and Fall Time		100		ps	20% to 80%
N _{RI}	Relative Intensity Noise		-123		dB/Hz	
ΔI _{TH}	Temp Variance of Threshold Current		±1.0		mA	0° - 70° C, Note 1
Δλ/ΔT	Temp Coefficient of Wavelength		0.06		nm/°C	0° - 70° C, I _F = 7 mA
ΔV _F /ΔT	Temperature Coefficient for VF		-2.5		mV/°C	0° - 70° C, I _F = 7 mA
Δη/ΔT	Temperature Coefficient for Efficiency		-0.5		%/°C	0° - 70° C, Note 3
Photodiode Electrical Characteristics (OPV310/OPV314 series)						
I _{RPD}	Reverse Current, photodiode			30	nA	V _R = 5 V
I _{M1}	Monitor Current OPV310 OPV314	30 40			μA	I _F = 7 mA, V _R = 5 V
I _{M2}	Monitor Current OPV310 OPV314	40 45			μA	P _O = 2 mW, V _R = 5 V

NOTES:

- Threshold Current is based on the two line intersection method specified in Telcordia GR-468-Core. Line 1 from 4 mA to 6 mA. Line 2 from 0 mA to 0.5 mA.
- Series Resistance is the slope of the Voltage-Current line from 5 to 8 mA.
- Slope efficiency, is the slope of the best fit LI line from 5 mA to 8 mA using no larger than .25 mA test interval points.
- Using data points taken for slope efficiency above, delta L/delta I shall be calculated for each adjacent pair of points.
- ESD Class 1

General Note

TT Electronics reserves the right to make changes in product specification without notice or liability. All information is subject to TT Electronics' own data and is considered accurate at time of going to print.

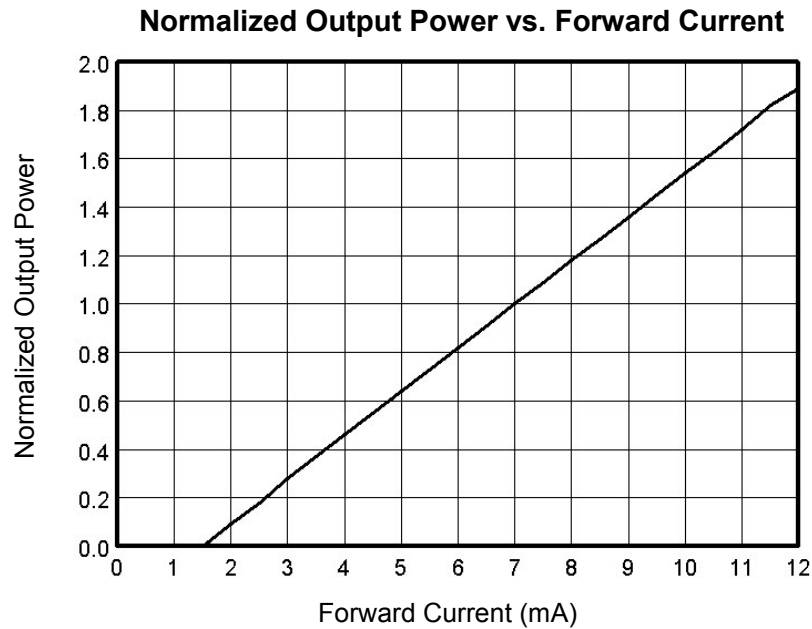
TT Electronics | OPTEK Technology, Inc.
1645 Wallace Drive, Suite 130, Carrollton, TX 75006 | Ph: +1 972-323-2200
www.ttelectronics.com | sensors@ttelectronics.com

Vertical Cavity Surface Emitting Laser



OPV300, OPV310, OPV310Y, OPV314, OPV314Y

Performance



General Note
TT Electronics reserves the right to make changes in product specification without notice or liability. All information is subject to TT Electronics' own data and is considered accurate at time of going to print.

TT Electronics | OPTEK Technology, Inc.
1645 Wallace Drive, Suite 130, Carrollton, TX 75006 | Ph: +1 972-323-2200
www.ttelectronics.com | sensors@ttelectronics.com

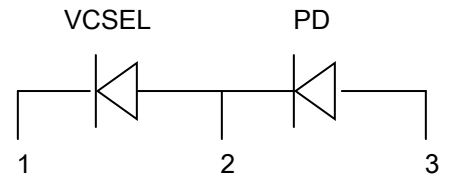
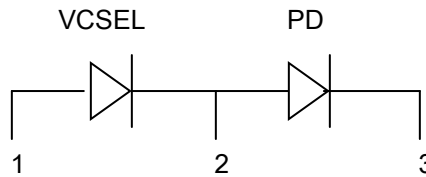
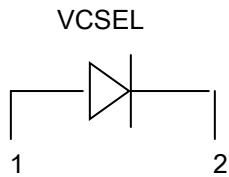
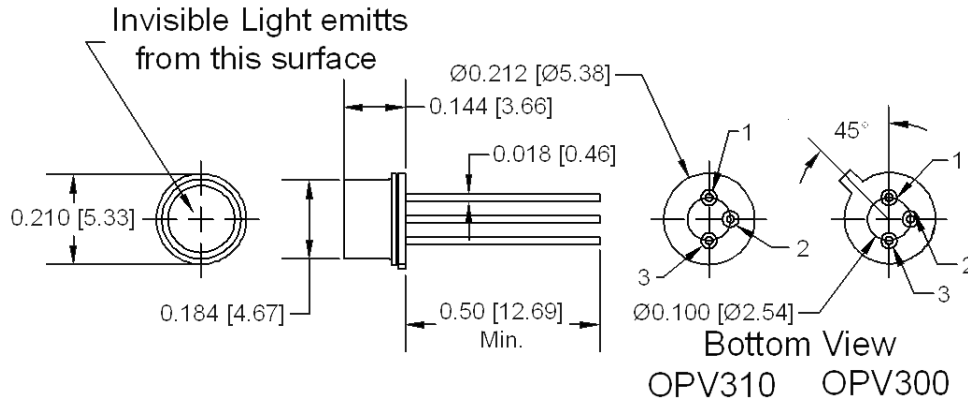
Vertical Cavity Surface Emitting Laser



OPV300, OPV310, OPV310Y, OPV314, OPV314Y

Performance

OPV300 & OPV310



OPV300	
Pin	Connection
1	VCSEL Anode
2	VCSEL Cathode
3	No Connection

OPV310	
Pin	Connection
1	VCSEL Anode
2	VCSEL Cathode/PD Anode
3	PD Cathode

OPV310Y	
Pin	Connection
1	VCSEL Cathode
2	VCSEL Anode/PD Cathode
3	PD Anode

General Note
TT Electronics reserves the right to make changes in product specification without notice or liability. All information is subject to TT Electronics' own data and is considered accurate at time of going to print.

TT Electronics | OPTEK Technology, Inc.
1645 Wallace Drive, Suite 130, Carrollton, TX 75006 | Ph: +1 972-323-2200
www.ttelectronics.com | sensors@ttelectronics.com

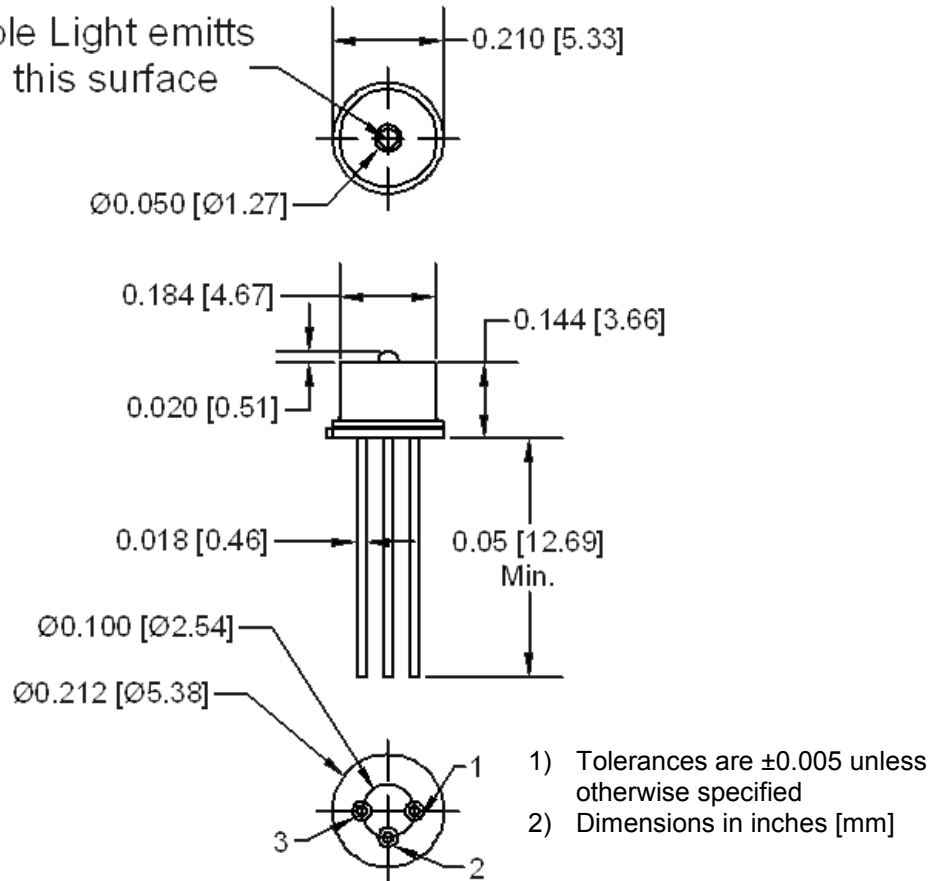
Vertical Cavity Surface Emitting Laser



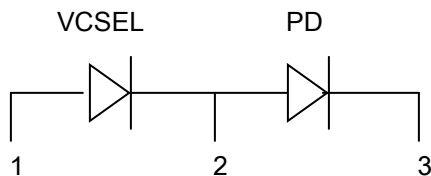
OPV300, OPV310, OPV310Y, OPV314, OPV314Y

OPV314

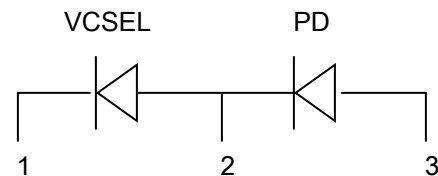
Invisible Light emits from this surface



Bottom View



OPV314	
Pin	Connection
1	VCSEL Anode
2	VCSEL Cathode/PD Anode
3	PD Cathode



OPV314Y	
Pin	Connection
1	VCSEL Cathode
2	VCSEL Anode/PD Cathode
3	PD Anode

General Note
 TT Electronics reserves the right to make changes in product specification without notice or liability. All information is subject to TT Electronics' own data and is considered accurate at time of going to print.

