



Chipsmall Limited consists of a professional team with an average of over 10 year of expertise in the distribution of electronic components. Based in Hongkong, we have already established firm and mutual-benefit business relationships with customers from,Europe,America and south Asia,supplying obsolete and hard-to-find components to meet their specific needs.

With the principle of “Quality Parts,Customers Priority,Honest Operation,and Considerate Service”,our business mainly focus on the distribution of electronic components. Line cards we deal with include Microchip,ALPS,ROHM,Xilinx,Pulse,ON,Everlight and Freescale. Main products comprise IC,Modules,Potentiometer,IC Socket,Relay,Connector.Our parts cover such applications as commercial,industrial, and automotives areas.

We are looking forward to setting up business relationship with you and hope to provide you with the best service and solution. Let us make a better world for our industry!



## Contact us

Tel: +86-755-8981 8866 Fax: +86-755-8427 6832

Email & Skype: info@chipsmall.com Web: www.chipsmall.com

Address: A1208, Overseas Decoration Building, #122 Zhenhua RD., Futian, Shenzhen, China



# Vertical Cavity Surface Emitting Laser in Pill Package



## OPV320

- 850nm VCSEL technology
- High thermal stability
- Low drive current
- High output power
- Flat lens

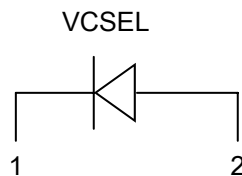
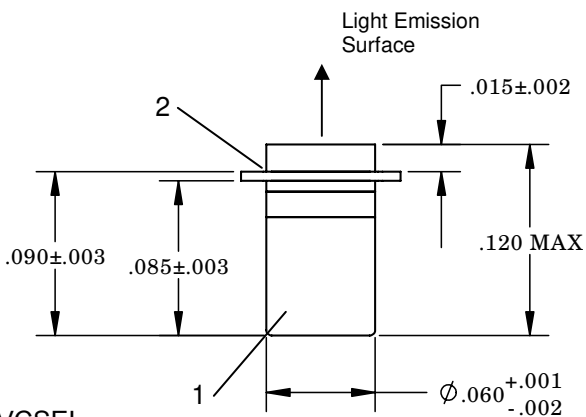
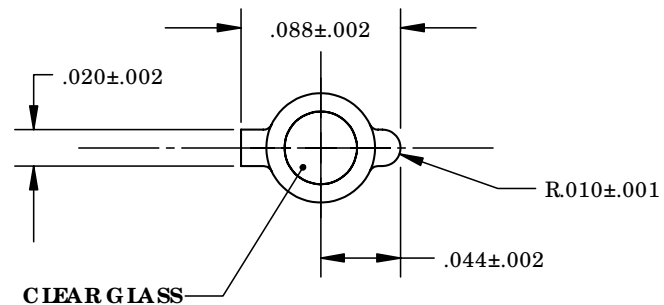


The OPV320 is a Vertical Cavity Surface Emitting Laser (VCSEL) packaged in a flat lens pill package. VCSELs offer many advantages in sensing applications when compared to infrared LEDs. These devices require substantially lower drive currents to obtain the same amount of output power as LEDs. This feature allows VCSELs to be used in low power consumption applications such as battery operated equipment.

The flat lens packaging allows the device to be used with secondary optics to create custom beam profiles. The OPV320 is optically and spectrally compatible with Optek's standard detector products such as the OP600 series phototransistors, OP300 series photodarlington and the OP900 series photodiodes.

## Applications

- Non-contact position sensing
- Photoelectric sensors
- Optical encoders
- Light curtains



Additional laser safety information can be found on the Optek website. See application bulletin #221. Classification is not marked on the device due to space limitations. See package outline for centerline of optical radiance. Operating devices beyond maximum rating may result in hazardous radiation exposure.



Optek reserves the right to make changes at any time in order to improve design and to supply the best product possible.



### Absolute Maximum Ratings

$T_A = 25^\circ\text{C}$  unless otherwise noted

Storage Temperature Range	-40° to +100° C
Operating Temperature Range	-40° to +85° C
Soldering Temperature [1/16 inch (1.6mm) from case for 5 sec with soldering iron]	260° C <sup>(1)</sup>
Maximum Forward Peak Current	20 mA
Maximum Reverse Voltage	5 V

### Electrical Characteristics ( $T_A = 25^\circ\text{C}$ unless otherwise noted)

SYMBOL	PARAMETER	MIN	TYP	MAX	UNITS	CONDITIONS
$P_{OT}$	Total Power Out	1.5			mW	$I_F = 7\text{ mA}$
$I_{TH}$	Threshold Current			3.0	mA	Note 2
$V_F$	Forward Voltage			2.2	V	$I_F = 7\text{ mA}$
$I_R$	Reverse Current			100	nA	$V_R = 5\text{ V}$
$R_S$	Series Resistance	20		55	ohms	Note 3
$\eta$	Slope Efficiency	0.28			mW/mA	Note 4
$\lambda$	Wavelength	830		860	nm	
$\Delta\lambda$	Optical Bandwidth		0.85		nm	
$\theta$	Beam Divergence		20		Degrees	
$\Delta\eta/\Delta T$	Temp Coefficient of Slope Efficiency		-0.50		%/°C	(0° - 70°C), Note 4
$\Delta\lambda/\Delta T$	Temp Coefficient of Wavelength		0.06		nm/°C	(0° - 70°C)
$\Delta I_{TH}/\Delta T$	Temp Coefficient of Threshold Current		$\pm 1.0$		mA	(0° - 70°C), Note 2
$\Delta V_F/\Delta T$	Temp Coefficient for Forward Voltage		-2.5		mV/°C	(0° - 70°C)

**NOTES:**

- (1) RMA flux is recommended. Solder dwell time can be increased to 10 seconds when flow soldering.
- (2) Threshold Current is based on the two line intersection method specified in Telcordia GR-468-Core. Line 1 from 4 mA to 6 mA. Line 2 from 0 mA to 0.5 mA.
- (3) Series Resistance is the slope of the Voltage-Current line from 5 to 8 mA.
- (4) Slope efficiency, is the slope of the best fit LI line from 5 mA to 8 mA with 0.25mA test intervals.

