



Chipsmall Limited consists of a professional team with an average of over 10 year of expertise in the distribution of electronic components. Based in Hongkong, we have already established firm and mutual-benefit business relationships with customers from,Europe,America and south Asia,supplying obsolete and hard-to-find components to meet their specific needs.

With the principle of “Quality Parts,Customers Priority,Honest Operation,and Considerate Service”,our business mainly focus on the distribution of electronic components. Line cards we deal with include Microchip,ALPS,ROHM,Xilinx,Pulse,ON,Everlight and Freescale. Main products comprise IC,Modules,Potentiometer,IC Socket,Relay,Connector.Our parts cover such applications as commercial,industrial, and automotives areas.

We are looking forward to setting up business relationship with you and hope to provide you with the best service and solution. Let us make a better world for our industry!



## Contact us

Tel: +86-755-8981 8866 Fax: +86-755-8427 6832

Email & Skype: info@chipsmall.com Web: www.chipsmall.com

Address: A1208, Overseas Decoration Building, #122 Zhenhua RD., Futian, Shenzhen, China



# PRESSURE TRANSDUCERS

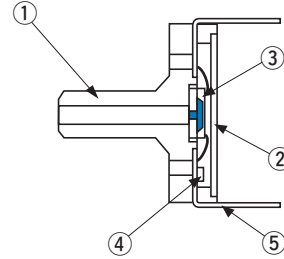
# P-2000



## FEATURES

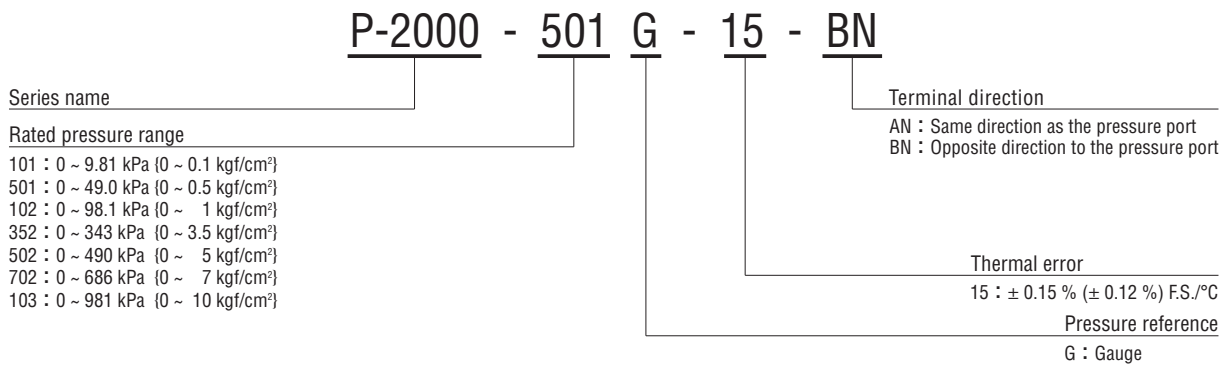
- Compact and light weight
- For non-corrosive gases
- Dual in line package
- Pressure range ~9.81, ~981 kPa {~0.1, ~10 kgf/cm<sup>2</sup>}

## INTERNAL STRUCTURE (BN type)



	Part name	Material
①	Housing	LCP (Liquid crystal polymer)
②	Cover	Aluminum
③	Sensor chip	Silicone
④	Chip resistor (compensatory resistor)	Ceramic
⑤	Terminal pin	Phosphor bronze + Au-plated

## MODEL NUMBER DESIGNATION



## LIST OF MODEL NUMBERS

Terminal direction	Rated pressure range kPa {kgf/cm <sup>2</sup> }	0 ~ 9.81 {0 ~ 0.1}	0 ~ 49.0 {0 ~ 0.5}	0 ~ 98.1 {0 ~ 1}	0 ~ 343 {0 ~ 3.5}	0 ~ 490 {0 ~ 5}	0 ~ 686 {0 ~ 7}	0 ~ 981 {0 ~ 10}
<b>AN</b>		↻ P-2000-101G-15-AN	↻ P-2000-501G-15-AN	↻ P-2000-102G-15-AN	↻ P-2000-352G-15-AN	↻ P-2000-502G-15-AN	↻ P-2000-702G-15-AN	↻ P-2000-103G-15-AN
<b>BN</b>		P-2000-101G-15-BN	P-2000-501G-15-BN	P-2000-102G-15-BN	P-2000-352G-15-BN	P-2000-502G-15-BN	P-2000-702G-15-BN	P-2000-103G-15-BN

※ Verify the above model numbers when placing orders.

The AN version, marked ↻ is manufactured upon receipt of order basis.

# P-2000

## PRESSURE TRANSDUCERS

### STANDARD SPECIFICATIONS

● Unless otherwise specified, the specs are defined at an ambient temperature of 25±5 °C and excitation current of 1.5 mA DC.

Item	Model number	P-2000							
		101G	501G	102G	352G	502G	702G	103G	
General specifications	Pressure reference	Gauge							
	Rated pressure range	kPa {kgf/cm <sup>2</sup> }	9.81 {0.1}	49.0 {0.5}	98.1 {1.0}	343 {3.5}	490 {5}	686 {7}	981 {10.0}
	Maximum pressure	kPa {kgf/cm <sup>2</sup> }	19.6 {0.2}	98.1 {1.0}	196 {2.0}	686 {7.0}	981 {10}	1373 {14}	1471 {15.0}
	Break-down pressure	kPa {kgf/cm <sup>2</sup> }	49.0 {0.5}	245 {2.5}	490 {5}	1030 {10.5}	1471 {15}	1961 {20}	1961 {20}
	Operating temp. range	°C	- 20 ~ 80						
	Compensated temp. range	°C	0 ~ 50						
	Operating humidity	%RH	35 ~ 85 (No condensation)						
	Storage temp.	°C	- 20 ~ 80 (Atmospheric pressure, humidity 65 %RH maximum)						
	Bridge resistance	Ω	3300 ± 30 %						
	Pressure medium		Non-corrosive gases						
	Insulation resistance	MΩ minimum	100 (500 V DC)						
	Dielectric strength		500 V AC, 60 s (Leakage current 1 mA maximum)						
	Pressure port	mm	φ 3.2						
	Net weight	g	Approx. 1						
	Power	Excitation current	mA DC	1.5 (Constant current)					
Analog output	Offset voltage	mV	± 20	± 15					
	Span voltage	mV	50 ± 20	90 ± 30					
	Linearity/Hysteresis	%F.S.	± 0.3						
	Thermal error (Reference temp.: 25 °C)	ZERO %F.S./°C	± 0.15	± 0.12					
		SPAN %F.S./°C	± 0.05	± 0.04					
Response	ms	Approx. 1							

### ENVIRONMENTAL CHARACTERISTICS

Test item	Test conditions (At 25 ± 5 °C)	Permissible change
Vibration	10 ~ 500 Hz, 1.5 mm maximum/98.1 m/s <sup>2</sup> , 3 directions for 2 hours each	Offset voltage/Span voltage: ±1 %F.S. maximum each
Shock	981 m/s <sup>2</sup> , 3 directions for 3 times each	
Pressure cycling	0 ~ Rated pressure, 10 <sup>6</sup> cycles	
Moisture resistance	40 °C, 90 ~ 95 %RH, 240 hrs.	

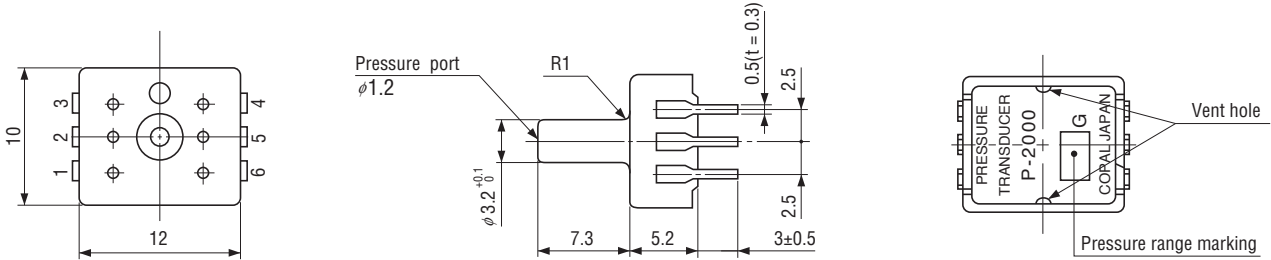
※P-2000 series can be operated at the vacuum pressure.

# P-2000 PRESSURE TRANSDUCERS

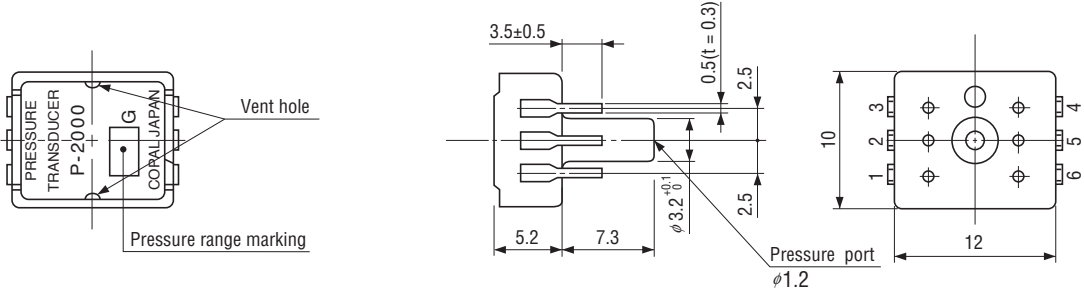
## OUTLINE DIMENSIONS

Unless otherwise specified, tolerance :  $\pm 0.3$  (Unit: mm)

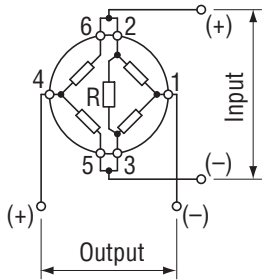
### BN type



### AN type



## INTERNAL ELECTRICAL SCHEMATICS ■ TERMINAL NUMBER



R : Built-in chip resistor for temp. compensation

Pin	Connection
1	Output (-)
2	Input (+)
3	Input (-)
4	Output (+)
5	Input (-)
6	Input (+)