



Chipsmall Limited consists of a professional team with an average of over 10 year of expertise in the distribution of electronic components. Based in Hongkong, we have already established firm and mutual-benefit business relationships with customers from,Europe,America and south Asia,supplying obsolete and hard-to-find components to meet their specific needs.

With the principle of "Quality Parts,Customers Priority,Honest Operation,and Considerate Service",our business mainly focus on the distribution of electronic components. Line cards we deal with include Microchip,ALPS,ROHM,Xilinx,Pulse,ON,Everlight and Freescale. Main products comprise IC,Modules,Potentiometer,IC Socket,Relay,Connector.Our parts cover such applications as commercial,industrial, and automotives areas.

We are looking forward to setting up business relationship with you and hope to provide you with the best service and solution. Let us make a better world for our industry!



Contact us

Tel: +86-755-8981 8866 Fax: +86-755-8427 6832

Email & Skype: info@chipsmall.com Web: www.chipsmall.com





Address: A1208, Overseas Decoration Building, #122 Zhenhua RD., Futian, Shenzhen, China



SMT POWER INDUCTORS

Toroid - Polecat Series



-  **Height:** 5.5mm Max
-  **Footprint:** 12.7mm x 12.7mm Max
-  **Current Rating:** up to 8.3A
-  **Inductance Range:** 2.0μH to 364μH

Electrical Specifications @ 25°C — Operating Temperature -40°C to +130°C ¹¹

Part Number ^{9,10}	Inductance @ Irated (μH MIN)	Irated (A)	DCR (MAX) (mΩ)	ET (V-μsec)	Inductance @0A _{DC} (μH ±10%)	100 Gauss ET ₁₀₀ (V-μsec)	1 Amp DC H ₁ (Orsted)	Connection
P0174NL	2.0	8.30	7.6	7.31	2.2	1.20	5.43	Parallel
P0175NL	2.4	7.20	10.9	7.81	2.6	1.33	5.97	Parallel
P0176NL	5.0	5.20	19.0	11.72	5.5	1.93	8.69	Parallel
P0174NL	7.0	4.16	32.0	14.61	8.75	2.41	10.86	Series
P0177NL	9.3	3.80	29.8	16.12	10.4	2.65	11.95	Parallel
P0175NL	8.4	3.78	43.6	15.62	10.4	2.65	11.95	Series
P0178NL	14.1	3.10	45.3	19.73	15.7	3.25	14.66	Parallel
P0179NL	19.8	2.60	66.3	23.45	22.1	3.86	17.38	Parallel
P0176NL	17.9	2.60	76.0	23.43	22.45	3.86	17.38	Series
P0180NL	29.3	2.20	106	28.50	32.8	4.70	21.18	Parallel
P0177NL	33.8	1.89	120	32.25	41.7	5.30	23.89	Series
P0181NL	42.6	1.80	151	34.49	47.6	5.66	25.52	Parallel
P0178NL	50.9	1.54	182	39.46	62.8	6.51	29.32	Series
P0182NL	61.3	1.50	224	40.85	67.5	6.75	30.41	Parallel
P0179NL	71.5	1.30	266	46.90	88.2	7.71	34.75	Series
P0183NL	84.2	1.20	324	46.22	91.0	7.83	35.30	Parallel
P0180NL	106.1	1.07	404	57.00	131.0	9.40	42.36	Series
P0181NL	154.2	0.89	604	68.99	190.3	11.33	51.05	Series
P0182NL	218.9	0.74	888	81.70	270.2	13.50	60.82	Series
P0183NL	295.0	0.64	1272	92.43	364.0	15.66	70.59	Series

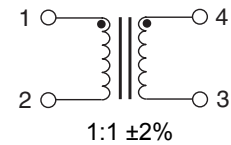
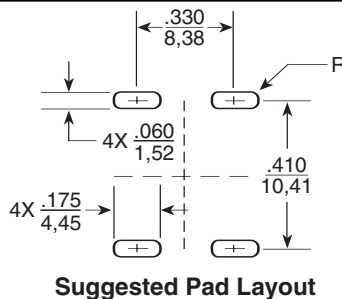
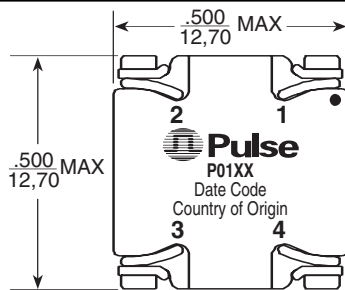
NOTES:

- Temperature rise is 50°C in typical buck or boost circuits at 250kHz and with the reference ET applied to the inductor.
- Total loss in the inductor is 380mW for a 50°C temperature rise above ambient.
- To estimate temperature rise in a given application, determine copper and core losses, divide by 380 and multiply by 50.
- For the copper loss (mW), calculate $I_{RMS}^2 \times R_N$.
- For core loss (mW), using frequency (f in Hertz) and operating flux density (B in Gauss), calculate $6.11 \times 10^{-18} \times B^{2.7} \times f^{2.04}$.
- For flux density (B in Gauss), calculate ET (V-μsec) for the application, divide by ET₁₀₀ from the table, and multiply by 100.

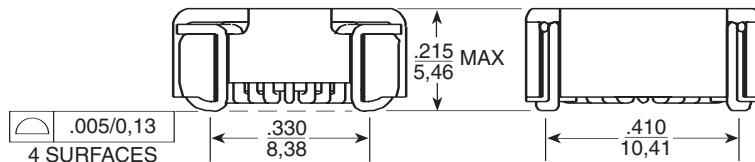
- Limit the DC bias (H) to 46 orstedes. Calculate H by multiplying H₁ from the table by I_{DC} of the application.
- The maximum DCR listed is approximately 17% over the nominal DCR.
- Optional Tape & Reel packaging can be ordered by adding a "T" suffix to the part number (i.e. P0174NL becomes P0174NLT). Pulse complies to industry standard tape and reel specification EIA481.
- The "NL" suffix indicates an RoHS-compliant part number. Non-NL suffixed parts are not necessarily RoHS compliant, but are electrically and mechanically equivalent to NL versions. If a part number does not have the "NL" suffix, but an RoHS compliant version is required, please contact Pulse for availability.
- The temperature of the component (ambient plus temperature rise) must be within the stated operating temperature range.

Mechanical

Schematic



Weight 1.5 grams
Tape & Reel 500/reel
Tube 35/tube



Dimensions: $\frac{\text{Inches}}{\text{mm}}$
Unless otherwise specified,
all tolerances are $\pm \frac{.010}{0.25}$