



Chipsmall Limited consists of a professional team with an average of over 10 year of expertise in the distribution of electronic components. Based in Hongkong, we have already established firm and mutual-benefit business relationships with customers from,Europe,America and south Asia,supplying obsolete and hard-to-find components to meet their specific needs.

With the principle of “Quality Parts,Customers Priority,Honest Operation,and Considerate Service”,our business mainly focus on the distribution of electronic components. Line cards we deal with include Microchip,ALPS,ROHM,Xilinx,Pulse,ON,Everlight and Freescale. Main products comprise IC,Modules,Potentiometer,IC Socket,Relay,Connector.Our parts cover such applications as commercial,industrial, and automotives areas.

We are looking forward to setting up business relationship with you and hope to provide you with the best service and solution. Let us make a better world for our industry!



## Contact us

Tel: +86-755-8981 8866 Fax: +86-755-8427 6832

Email & Skype: info@chipsmall.com Web: www.chipsmall.com





Address: A1208, Overseas Decoration Building, #122 Zhenhua RD., Futian, Shenzhen, China



# SMT POWER INDUCTORS

## Unshielded Drum Core - P1252NL Series



-  **Height:** 7.5mm Max
-  **Footprint:** 22.33mm x 15.14mm Max
-  **Current Rating:** up to 15A
-  **Inductance Range:** 0.78μH to 10μH

### Electrical Specifications @ 25°C — Operating Temperature -40°C to +130°C

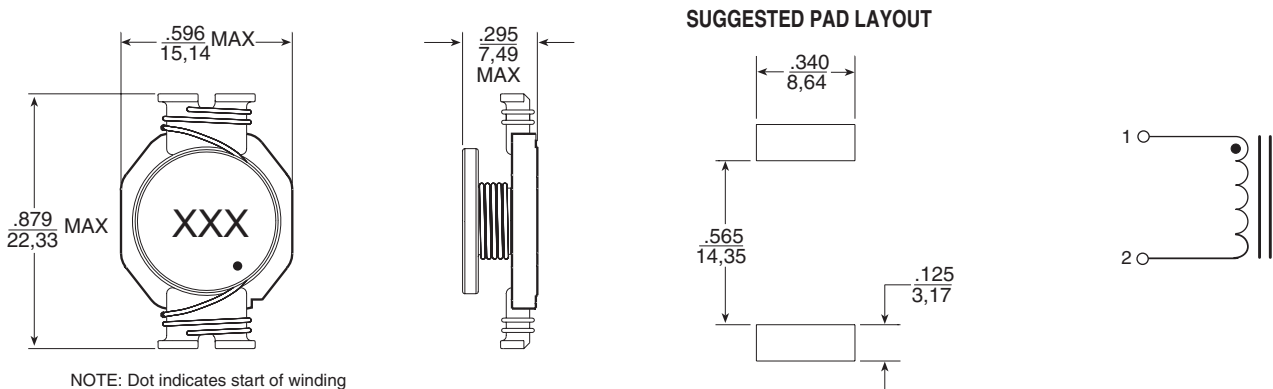
| Part <sup>6,7</sup><br>Number | Inductance<br>@ I <sub>PK</sub> A <sub>DC</sub><br>(μH ± 20%) | I <sub>rated</sub> <sup>5</sup><br>(A) | DCR (MAX)<br>(mΩ) | Saturation Current<br>(A) @ 25°C | Heating Current<br>(A) |
|-------------------------------|---------------------------------------------------------------|----------------------------------------|-------------------|----------------------------------|------------------------|
| P1252.781NL                   | 0.78                                                          | 15.0                                   | 2.6               | 30.0                             | 15.0                   |
| P1252.152NL                   | 1.5                                                           | 15.0                                   | 4.0               | 25.0                             | 15.0                   |
| P1252.222NL                   | 2.2                                                           | 12.0                                   | 6.1               | 20.0                             | 12.0                   |
| P1252.332NL                   | 3.3                                                           | 10.0                                   | 8.6               | 17.0                             | 10.0                   |
| P1252.392NL                   | 3.9                                                           | 9.0                                    | 10                | 15.0                             | 9.0                    |
| P1252.472NL                   | 4.7                                                           | 8.4                                    | 14                | 13.0                             | 8.4                    |
| P1252.602NL                   | 6.0                                                           | 7.5                                    | 17                | 12.0                             | 7.5                    |
| P1252.782NL                   | 7.8                                                           | 7.5                                    | 18                | 11.0                             | 7.5                    |
| P1252.103NL                   | 10                                                            | 6.0                                    | 26                | 10.0                             | 6.0                    |

- NOTES: 1. The temperature of the component (ambient plus temperature rise) must be within the specified operating temperature range.  
 2. Inductance tested at 100kHz, 0.1 mV<sub>RMS</sub>  
 3. Inductance drop = 10% typical at the saturation current  
 4. ΔT = 40°C rise typical at the heating current  
 5. The rated current is the lower of the saturation or heating current.

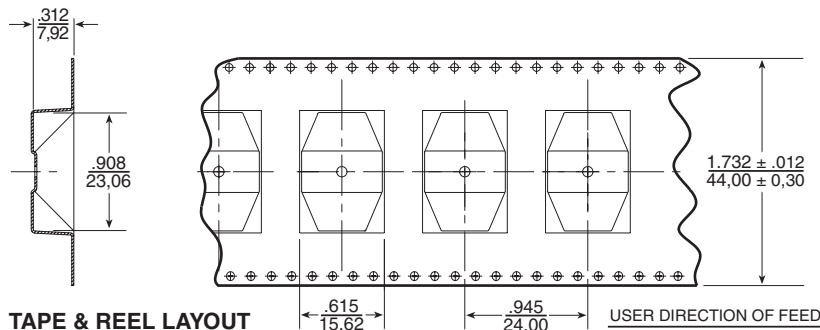
6. Optional Tape & Reel packaging can be ordered by adding a "T" suffix to the part number (i.e. P1252.781NL becomes P1252.781NLT). Pulse complies to industry standard tape and reel specification EIA481.  
 7. The "NL" suffix indicates an RoHS-compliant part number. Non-NL suffixed parts are not necessarily RoHS compliant, but are electrically and mechanically equivalent to NL versions. If a part number does not have the "NL" suffix, but an RoHS compliant version is required, please contact Pulse for availability.

### Mechanical

### Schematic



NOTE: Dot indicates start of winding



Weight . . . . . 4.1 grams  
 Tape & Reel . . . . . 300/reel

Dimensions: Inches  
 mm  
 Unless otherwise specified,  
 all tolerances are ± .010  
 0,25