



Chipsmall Limited consists of a professional team with an average of over 10 year of expertise in the distribution of electronic components. Based in Hongkong, we have already established firm and mutual-benefit business relationships with customers from,Europe,America and south Asia,supplying obsolete and hard-to-find components to meet their specific needs.

With the principle of “Quality Parts,Customers Priority,Honest Operation,and Considerate Service”,our business mainly focus on the distribution of electronic components. Line cards we deal with include Microchip,ALPS,ROHM,Xilinx,Pulse,ON,Everlight and Freescale. Main products comprise IC,Modules,Potentiometer,IC Socket,Relay,Connector.Our parts cover such applications as commercial,industrial, and automotives areas.

We are looking forward to setting up business relationship with you and hope to provide you with the best service and solution. Let us make a better world for our industry!



## Contact us

Tel: +86-755-8981 8866 Fax: +86-755-8427 6832

Email & Skype: info@chipsmall.com Web: www.chipsmall.com

Address: A1208, Overseas Decoration Building, #122 Zhenhua RD., Futian, Shenzhen, China



# SMT Power Inductors

Power Beads - Volta 1 & 2 series



- Height:** 3.2mm and 4.5mm Max
- Footprint:** 7.0 x 6.4mm Max and 8.9 x 6.4mm Max
- Current Rating:** up to 16A
- Inductance Range:** 0.1μH to 0.6μH
- Frequency Range:** up to 2MHz

## Electrical Specifications @ 25°C - Operating Temperature -40°C to +130°C

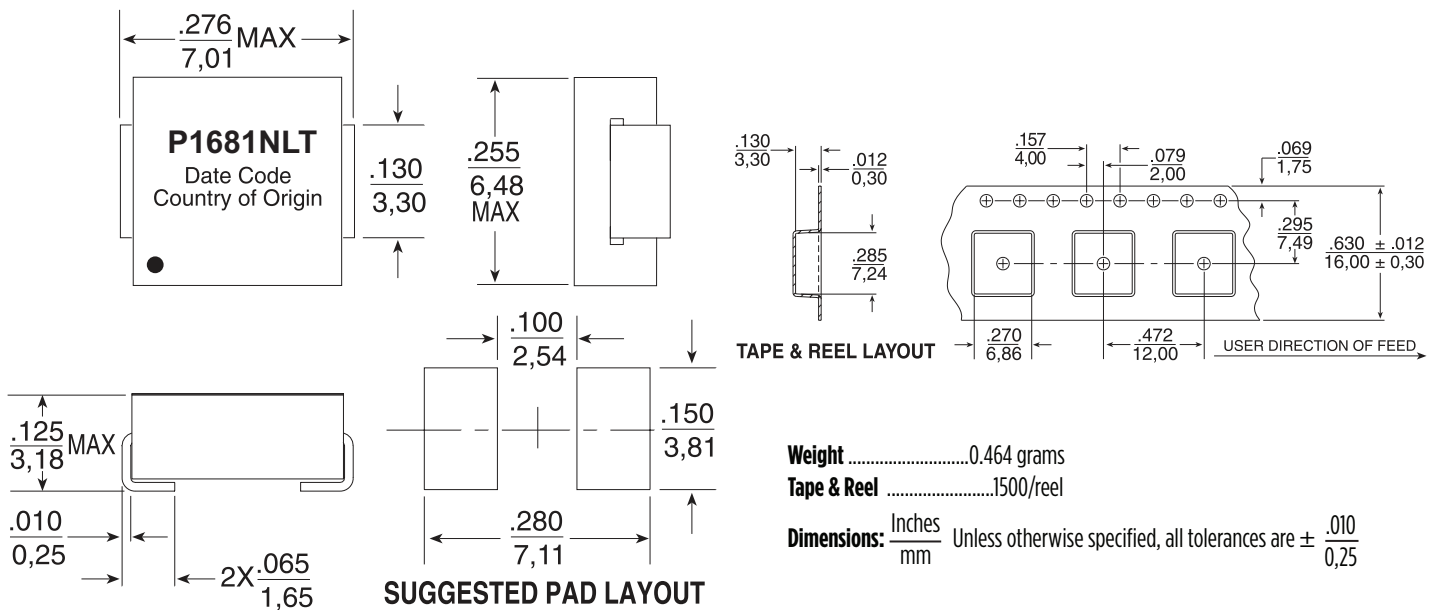
Part <sup>5,6</sup> Number	Inductance @ I <sub>rated</sub> (nH ± 20%)	I <sub>rated</sub> (A <sub>DC</sub> )	DCR (mΩ)		Inductance @ 0A <sub>DC</sub> (nH ± 20%)	Saturation Current <sup>2</sup> (A <sub>DC</sub> )		Heating <sup>3</sup> Current (A)	Trise <sup>4</sup> Factor K0	Core Loss Factor <sup>4</sup>	
			TYP	MAX		25°C	100°C			K1	K2
<b>Volta 1</b>											
P1681NLT	95	15	0.31	0.39	100	18	16.2	15	1.0032	.00319	.07381
<b>Volta 2</b>											
PA0229NL	92	16	0.68	0.80	100	36	30	16	2.2458	.00638	.03975
P2005 NL**	142.5	15	0.45	0.56	150	18	16.2	15	2.2458	.00638	.05961
P2004NL	190	15	0.45	0.56	200	16.8	15.1	15	2.2458	.00638	.07949
PA0277 NL**	600*	10.7	2.3	95	700	12.6	8.0	10.7	2.0400	.01276	.13196

\* DCR and Inductance rating for indicated parts is for both windings tied in series.

\*\* Contact Pulse for availability

## Mechanical

### Volta 1



USA 858 674 8100

Germany 49 7032 7806 0

Singapore 65 6287 8998

Shanghai 86 21 62787060

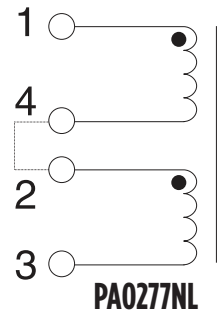
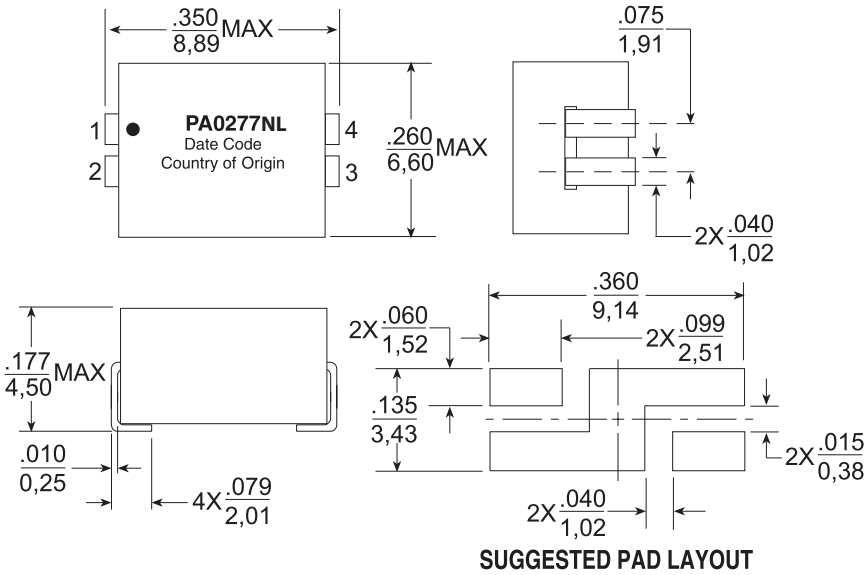
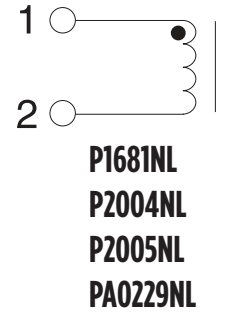
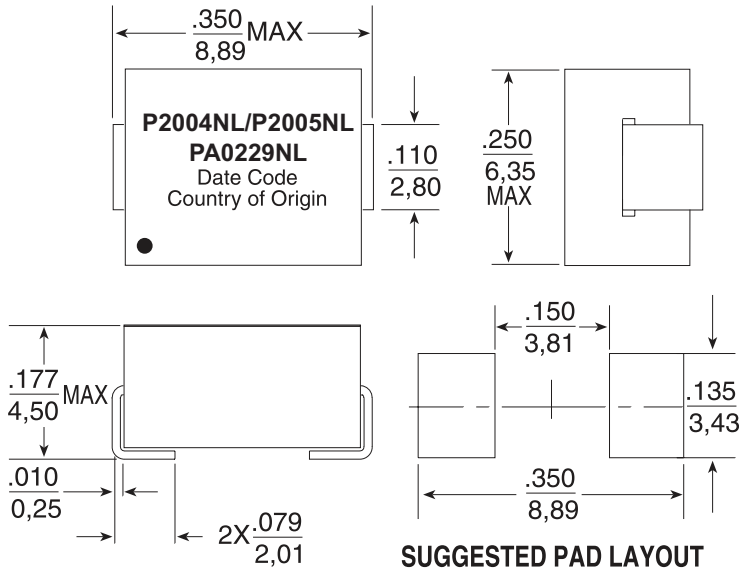
China 86 755 33966678

Taiwan 886 3 4356768

## Mechanicals (continued)

## Schematics

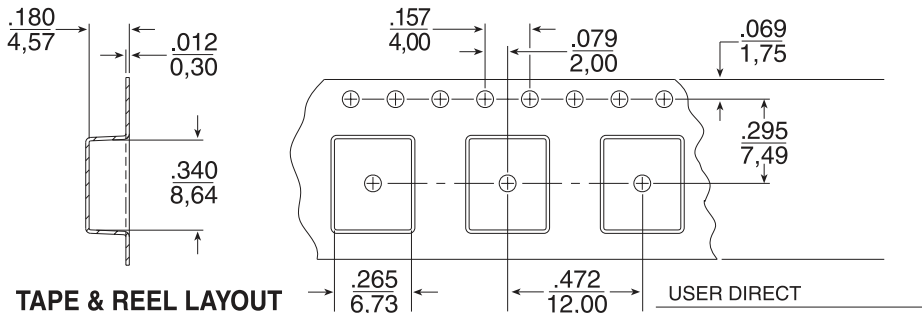
### Volta 2



**Weight** .....0.945 grams  
**Tape & Reel** .....1000/reel

**Dimensions:**  $\frac{\text{Inches}}{\text{mm}}$

Unless otherwise specified,  
all tolerances are  $\pm \frac{.010}{0,25}$



# SMT Power Inductors

## Power Beads - Volta 1 & 2 series

### Notes:

1. The rated current as listed is either the saturation current or the heating current depending on which value is lower.
2. The saturation current is the current which causes the inductance to drop by 10% at the stated ambient temperatures (-40°C, 25°C, 125°C). This current is determined by placing the component in the specified ambient environment and applying a short duration pulse current (to eliminate self-heating effects) to the component.
3. The heating current is the DC current which causes the temperature of the part to increase by approximately 30°C. This current is determined by mounting the component on a PCB with .25" wide, 3 oz. equivalent copper traces, and applying the current to the device for 30 minutes.
4. In high volt\*time applications, additional heating in the component can occur due to core losses in the inductor which may necessitate derating the current in order to limit the temperature rise of the component. In order to determine the approximate total losses (or temperature rise) for a given application both copper losses and core losses should be taken into account.
5. Optional Tape & Reel packaging can be ordered by adding a "T" suffix to the part number, (i.e. PA0277NLT).

### Estimated Temperature Rise:

$$\text{Trise} = \left[ \frac{\text{Coreloss (mW)} + \text{Copper Loss (mW)}}{K0} \right]^{.833} \text{ (}^\circ\text{C)}$$

$$\text{Coreloss} = K1 * (\text{Fsw (kHz)})^{1.6688} * (K2 * \text{dl})^{2.17} \text{ (mW)}$$

$$\text{Copper Loss} = \text{Irms} * \text{DCR (m}\Omega\text{)} \text{ (mW)}$$

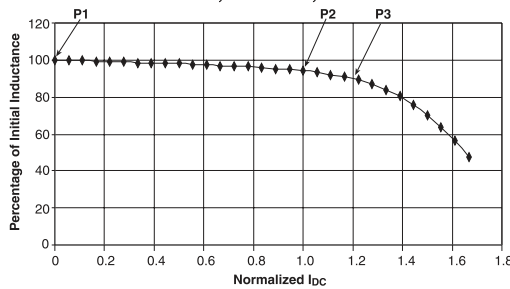
$$\text{Irms} = \left[ \text{IDC}^2 + \left[ \frac{\text{dl}}{12} \right]^2 \right]^{1/2} \text{ (Arms)}$$

$$\text{Fsw(kHz)} = \text{switching frequency (kHz)}$$

$$\text{dl} = \text{delta l across the component (A)}$$

The temperature of the component (ambient temperature + temperature rise) should be within the listed operating temperature range.

**Inductance vs Current Characteristics**  
P1681NLT, P2005NL, P2004NL



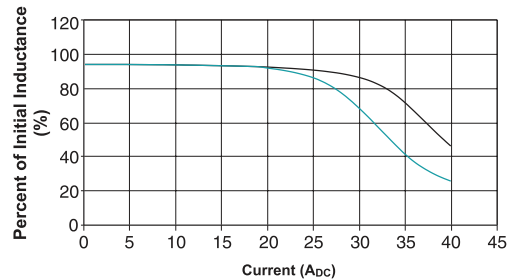
P1 - Initial Inductance,  $L_0$  (.1V<sub>RMS</sub>, 1MHz, 0A<sub>DC</sub>, 25°C)

P2 - Inductance (typically 95%  $L_0$ ) at Rated  $I_{oc}$ .

P3 - Inductance (typically 90%  $L_0$ ) at  $I_{PK}$ .

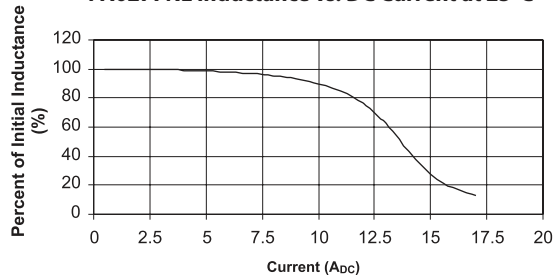
— Normalized Inductance

**PA0229NL Inductance vs. DC Current at 25°C**



— 25° — 100°

**PA0277NL Inductance vs. DC Current at 25°C**



## For More Information

### Pulse Worldwide Headquarters

12220 World Trade Drive  
San Diego, CA  
92128  
U.S.A.

Tel: 858 674 8100  
Fax: 858 674 8262

### Pulse Europe

Einsteinstrasse 1  
D-71083 Herrenberg  
Germany

Tel: 49 7032 78060  
Fax: 49 7032 7806 135

### Pulse China Headquarters

B402, Shenzhen Academy of  
Aerospace Technol-  
ogy Bldg.  
10th Kejinan Road  
High-Tech Zone  
Nanshan District  
Shenzhen, PR China  
518057  
Tel: 86 755 33966678  
Fax: 86 755 33966700

### Pulse North China

Room 2704/2705  
Super Ocean Finance  
Ctr.  
2067 Yan An Road  
West  
Shanghai 200336  
China

Tel: 86 21 62787060  
Fax: 86 2162786973

### Pulse South Asia

135 Joo Seng Road  
#03-02  
PM Industrial Bldg.  
Singapore 368363

Tel: 65 6287 8998  
Fax: 65 6287 8998

### Pulse North Asia

3F, No. 198  
Zhongyuan Road  
Zhongli City  
Taoyuan County 320  
Taiwan R. O. C.

Tel: 886 3 4356768  
Fax: 886 3 4356823 (Pulse)  
Fax: 886 3 4356820 (FRE)

Performance warranty of products offered on this data sheet is limited to the parameters specified. Data is subject to change without notice. Other brand and product names mentioned herein may be trademarks or registered trademarks of their respective owners. © Copyright, 2015, Pulse Electronics, Inc. All rights reserved.