



Chipsmall Limited consists of a professional team with an average of over 10 year of expertise in the distribution of electronic components. Based in Hongkong, we have already established firm and mutual-benefit business relationships with customers from,Europe,America and south Asia,supplying obsolete and hard-to-find components to meet their specific needs.

With the principle of “Quality Parts,Customers Priority,Honest Operation,and Considerate Service”,our business mainly focus on the distribution of electronic components. Line cards we deal with include Microchip,ALPS,ROHM,Xilinx,Pulse,ON,Everlight and Freescale. Main products comprise IC,Modules,Potentiometer,IC Socket,Relay,Connector.Our parts cover such applications as commercial,industrial, and automotives areas.

We are looking forward to setting up business relationship with you and hope to provide you with the best service and solution. Let us make a better world for our industry!



Contact us

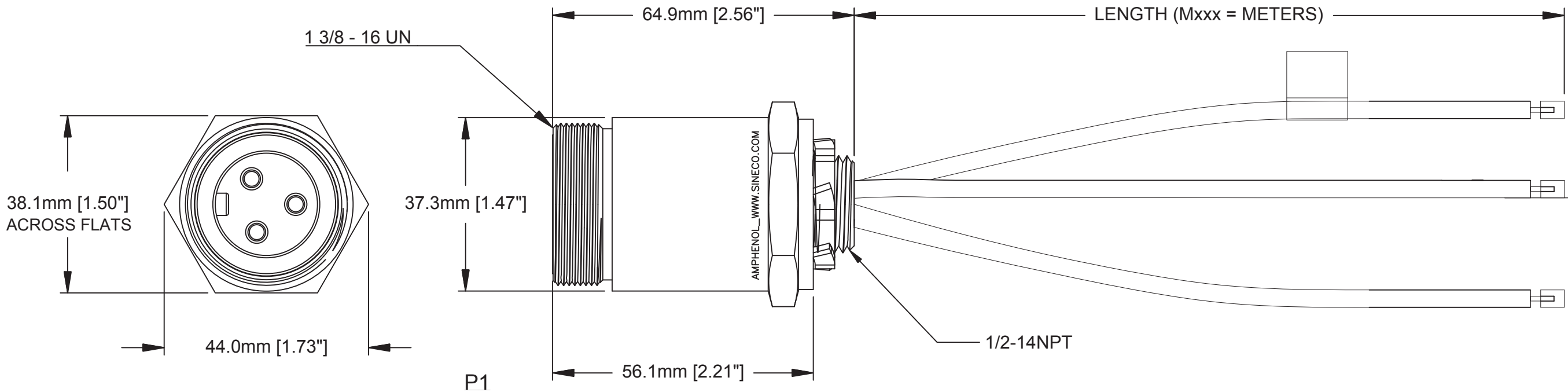
Tel: +86-755-8981 8866 Fax: +86-755-8427 6832

Email & Skype: info@chipsmall.com Web: www.chipsmall.com

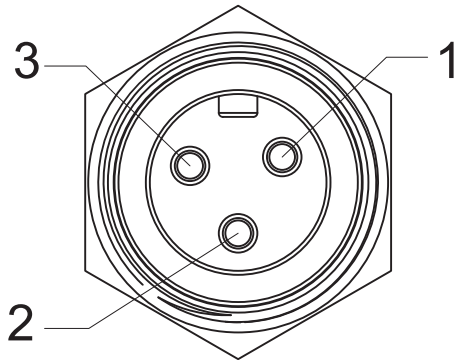
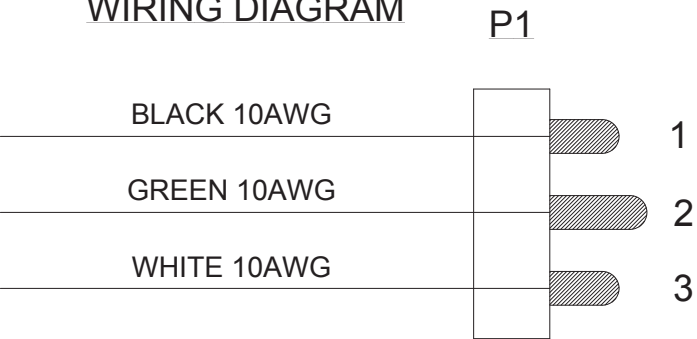
Address: A1208, Overseas Decoration Building, #122 Zhenhua RD., Futian, Shenzhen, China



REVISIONS					
REV	ECO	DESCRIPTION	DATE	BY	APPR
A1	-	TECHNICAL DATA SHEET RELEASE	12-MAY-14	KMM	RFC



WIRING DIAGRAM



TECHNICAL DATA:

- 1) MATERIALS:
HOUSING: MACHINED ALUMINUM, ANODIZED
INSULATION INSERT: THERMOPLASTIC, UL 94/V-0
CONTACT: GOLD FLASH PLATING OVER COPPER ALLOY
CONDUCTOR INSULATION: PVC
NUMBER OF CONDUCTORS: (3) 10AWG
- 2) ELECTRICAL DATA:
CURRENT (MAX): 30A
VOLTAGE (MAX): 600V AC/DC
INSULATION RESISTANCE (MIN): 5000M OHMS
DIELECTRIC TEST VOLTAGE: 2200V
- 3) MECHANICAL DATA:
KNOCKOUT HOLE SIZE FOR PANEL MOUNT: 22.2mm [.88\"]
TEMPERATURE RANGE: -40°C TO 90°C
PROTECTION: IP67 (MATED CONDITION)
MATING CYCLES: >500
VIBRATION RESISTANCE PER MIL-STD-202 METHOD 204
THERMAL SHOCK PER MIL-STD-202 METHOD 207
48 HOUR SALT SPRAY PER MIL-STD-202 METHOD 101
- 4) RoHS COMPLIANT
- 5) UL 2237 LISTED ASSEMBLY
UL FILE NUMBERS: E339703

TOLERANCE	
0-2.99 M = +100.0/-25.0mm	0-9.99 FT = +4" / -1"
3-8.99 M = +150.0/-25.0mm	10.00-29.99 FT = +6" / -1"
9-14.99 M = +300.0/-25.0mm	30.00-49.99 FT = +12" / -1"
15-OVER M = +450.0/-25.0mm	50 FT-OVER = +18" / -1"

Risk of Electrical Shock
Do Not Disconnect Under Load.
Risque de chocs electriques
Ne pas debrancher sous tension.

WARNING

	PART NUMBER		DESCRIPTION		ITEM
QUANTITY	MATERIALS LIST				
<div>UNLESS OTHERWISE SPECIFIED</div> <div>1) All dimensions are in metric(mm).</div> <div>2) Tolerances are as follows:</div> <div>1 PL DEC ±0.30</div> <div>2 PL DEC ±0.15</div> <div>3 PL DEC ±0.08</div> <div>3) Note reference = </div>		SIGNATURES		DATE	<div>Amphenol</div> <div>Sine Systems - www.amphenol-sine.com</div> <div>44724 Morley Drive</div> <div>Clinton Township, MI 48036</div> <div>M35 PB LITE, 3 PIN, MALE RECEPTACLE</div> <div>TRUNK, 10 AWG, 1/2 - 14NPT</div>
		DRAWN: KMM		12-MAY-14	
		CHECKED: MRF		12-MAY-14	
		ENGINEER: KMM			
		APPROVAL: RFC		12-MAY-14	
MATERIAL SPECIFICATIONS:		CUSTOMER:			
PROCESS SPECIFICATIONS:		THIS DRAWING IS SUPPLIED FOR INFORMATION ONLY. DESIGN FEATURES, SPECIFICATIONS AND PERFORMANCE DATA SHOWN HEREON ARE THE PROPERTY OF THE AMPHENOL CORPORATION. NO RIGHTS OF REPRODUCTION ARE IMPLIED. ALL DIMENSIONS ARE SUBJECT TO NORMAL MANUFACTURING VARIATIONS.			
NEXT ASSY:					