



Chipsmall Limited consists of a professional team with an average of over 10 year of expertise in the distribution of electronic components. Based in Hongkong, we have already established firm and mutual-benefit business relationships with customers from,Europe,America and south Asia,supplying obsolete and hard-to-find components to meet their specific needs.

With the principle of “Quality Parts,Customers Priority,Honest Operation,and Considerate Service”,our business mainly focus on the distribution of electronic components. Line cards we deal with include Microchip,ALPS,ROHM,Xilinx,Pulse,ON,Everlight and Freescale. Main products comprise IC,Modules,Potentiometer,IC Socket,Relay,Connector.Our parts cover such applications as commercial,industrial, and automotives areas.

We are looking forward to setting up business relationship with you and hope to provide you with the best service and solution. Let us make a better world for our industry!



Contact us

Tel: +86-755-8981 8866 Fax: +86-755-8427 6832

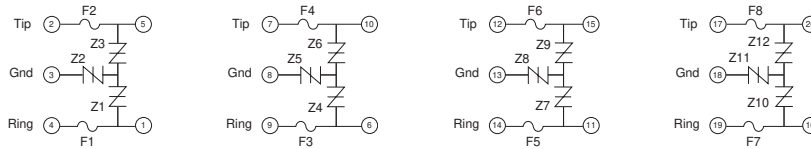
Email & Skype: info@chipsmall.com Web: www.chipsmall.com

Address: A1208, Overseas Decoration Building, #122 Zhenhua RD., Futian, Shenzhen, China



Four-port Balanced Three-chip Protector

This hybrid Single In-line Package (SIP) protects four twisted pairs from overcurrent and overvoltage conditions. Comprised of twelve discrete DO-214AA *SIDACtor* devices and eight *TeleLink* surface mount fuses, it is ideal for densely populated line cards that cannot afford PCB inefficiencies or the use of series power resistors. Surge current ratings up to 500 A are available.



Electrical Parameters

| Part Number * | V _{DRM} Volts | V _S Volts | V _{DRM} Volts | V _S Volts | V _T Volts | I _{DRM} μAmps | I _S mAmps | I _T Amps | I _H mAmps | C _O pF |
|---------------|---|----------------------|-----------------------------|----------------------|----------------------|------------------------|----------------------|---------------------|----------------------|-------------------|
| | Pins 2-3, 4-3, 7-8, 9-8, 12-13, 14-13, 17-18, 19-18 | | Pins 2-4, 7-9, 12-14, 17-19 | | | | | | | Pins 1-3 |
| P1553Z_ | 130 | 180 | 130 | 180 | 8 | 5 | 800 | 2.2 | 150 | 40 |
| P1803Z_ | 150 | 210 | 150 | 210 | 8 | 5 | 800 | 2.2 | 150 | 40 |
| P2103Z_ | 170 | 250 | 170 | 250 | 8 | 5 | 800 | 2.2 | 150 | 40 |
| P2353Z_ | 200 | 270 | 200 | 270 | 8 | 5 | 800 | 2.2 | 150 | 40 |
| P2703Z_ | 230 | 300 | 230 | 300 | 8 | 5 | 800 | 2.2 | 150 | 30 |
| P3203Z_ | 270 | 350 | 270 | 350 | 8 | 5 | 800 | 2.2 | 150 | 30 |
| P3403Z_ | 300 | 400 | 300 | 400 | 8 | 5 | 800 | 2.2 | 150 | 30 |
| A2106Z_3 ** | 170 | 250 | 50 | 80 | 8 | 5 | 800 | 2.2 | 120 | 40 |
| A5030Z_3 ** | 400 | 550 | 270 | 340 | 8 | 5 | 800 | 2.2 | 150 | 30 |

* For individual "ZA," "ZB," and "ZC" surge ratings, see table below.

** Asymmetrical

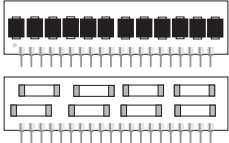
General Notes:

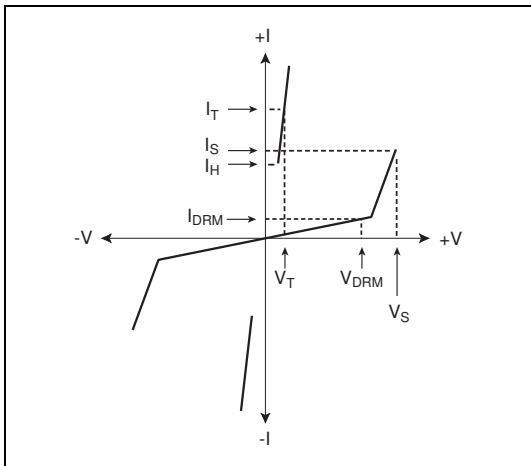
- All measurements are made at an ambient temperature of 25 °C. I_{PP} applies to -40 °C through +85 °C temperature range.
- I_{PP} is a repetitive surge rating and is guaranteed for the life of the product.
- Listed *SIDACtor* devices are bi-directional. All electrical parameters and surge ratings apply to forward and reverse polarities.
- V_{DRM} is measured at I_{DRM}.
- V_S is measured at 100 V/μs.
- Special voltage (V_S and V_{DRM}) and holding current (I_H) requirements are available upon request.
- Off-state capacitance is measured between Pins 4-3 and Pins 2-3 at 1 MHz with a 2 V bias and is a typical value for "ZA" product. "ZB" and "ZC" capacitance is approximately 10 pF higher.
- Device is designed to meet balance requirements of GTS 8700 and GR 974.

Surge Ratings

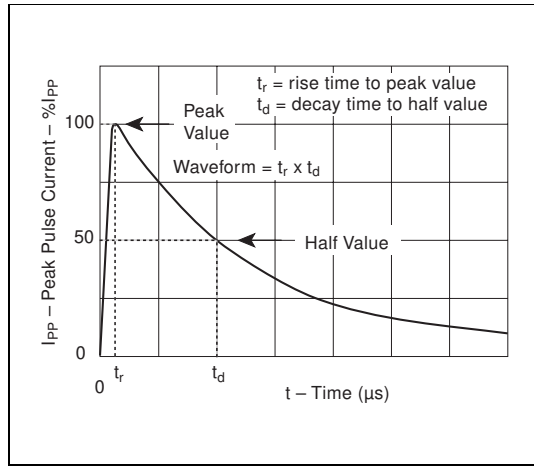
| Series | I _{PP} 2x10 μs Amps | I _{PP} 8x20 μs Amps | I _{PP} 10x160 μs Amps | I _{PP} 10x560 μs Amps | I _{PP} 10x1000 μs Amps | I _{TSM} 60 Hz Amps | di/dt Amps/μs |
|--------|------------------------------|------------------------------|--------------------------------|--------------------------------|---------------------------------|-----------------------------|---------------|
| A | 150 | 150 | 90 | 50 | 45 | 20 | 500 |
| B | 250 | 250 | 150 | 100 | 80 | 30 | 500 |
| C | 500 | 400 | 200 | 150 | 100 | 50 | 500 |

Thermal Considerations

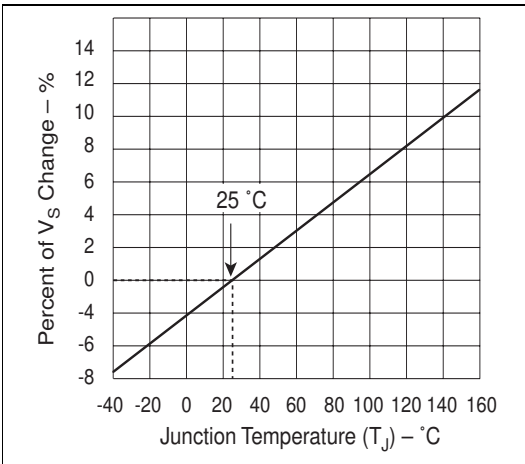
| Package | Symbol | Parameter | Value | Unit |
|---|-----------------|---|-------------|----------------------|
|  | T_J | Operating Junction Temperature Range | -40 to +150 | $^{\circ}\text{C}$ |
| | T_S | Storage Temperature Range | -65 to +150 | $^{\circ}\text{C}$ |
| | $R_{\theta JA}$ | Thermal Resistance: Junction to Ambient | 90 | $^{\circ}\text{C/W}$ |



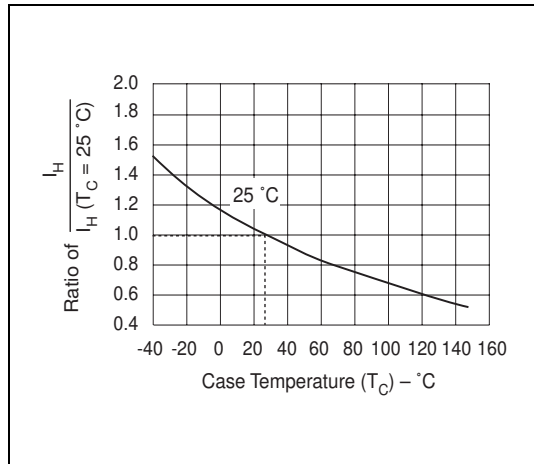
V-I Characteristics



$t_r \times t_d$ Pulse Waveform



Normalized V_S Change versus Junction Temperature



Normalized DC Holding Current versus Case Temperature

Data Sheets