



Chipsmall Limited consists of a professional team with an average of over 10 year of expertise in the distribution of electronic components. Based in Hongkong, we have already established firm and mutual-benefit business relationships with customers from,Europe,America and south Asia,supplying obsolete and hard-to-find components to meet their specific needs.

With the principle of “Quality Parts,Customers Priority,Honest Operation,and Considerate Service”,our business mainly focus on the distribution of electronic components. Line cards we deal with include Microchip,ALPS,ROHM,Xilinx,Pulse,ON,Everlight and Freescale. Main products comprise IC,Modules,Potentiometer,IC Socket,Relay,Connector.Our parts cover such applications as commercial,industrial, and automotives areas.

We are looking forward to setting up business relationship with you and hope to provide you with the best service and solution. Let us make a better world for our industry!



Contact us

Tel: +86-755-8981 8866 Fax: +86-755-8427 6832

Email & Skype: info@chipsmall.com Web: www.chipsmall.com

Address: A1208, Overseas Decoration Building, #122 Zhenhua RD., Futian, Shenzhen, China



3M™ Pak 50 Low Profile Plug

.050" Vertical Stacking with and without Flanges

P50L Series



- Low profile offers mating heights between 0.276" - 0.472" (7-12 mm) for board stacking applications
- High temperature insulator compatible with IR and wave soldering
- Guide posts for easy mating/unmating
- Retention clips stabilize connector to the board during wave soldering
- RoHS* compliant version (DA plating suffix) available

Date Modified: March 1, 2006

TS-2053-02
Sheet 1 of 3

Physical

Insulation

Material: Glass filled PPS
Flammability: UL 94V-0
Color: Black

Contact

Material: Phosphor Bronze

Plating

Underplating: Nickel
Wiping Area: Gold flash
Solder Tails: Tin Alloy over Nickel or Gold Flash (RoHS compliant)
Retaining Clips: Tin lead or tin-copper (RoHS compliant)

Electrical

Current Rating: 0.5 A
Insulation Resistance: $10^3 \Omega$ at 500 Vdc
Withstanding Voltage: 650V AC for 1 minute

Environmental

Temperature Rating: -55°C to +85°C
Process Rating: 260°C (per J-STD-020C)

"RoHS compliant" means that the product or part does not contain any of the following substances in excess of the following maximum concentration values in any homogeneous material, unless the substance is in an application that is exempt under RoHS: (a) 0.1% (by weight) for lead, mercury, hexavalent chromium, polybrominated biphenyls or polybrominated diphenyl ethers; or (b) 0.01% (by weight) for cadmium. Unless otherwise stated by 3M in writing, this information represents 3M's knowledge and belief based upon information provided by third party suppliers to 3M.

File No.: E68080

3M™ Pak 50 Low Profile Plug

.050" Vertical Stacking with and without Flanges

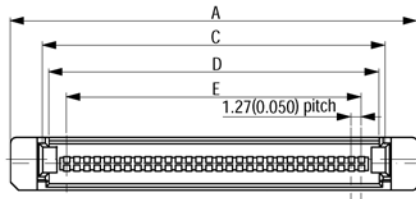
P50L Series

Plug with Flanges and Retention Clips

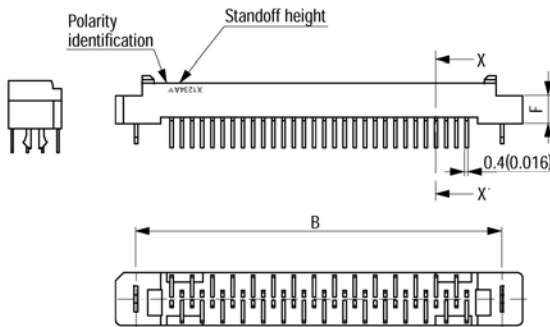
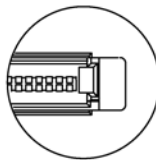
Product Table / Dimensions

Contact Quantity	A	B	C	D	E
20	25.43	20.32	17.43	15.83	11.43
	[1.001]	[0.800]	[0.686]	[0.623]	[0.450]
30	31.78	26.67	23.78	22.18	17.78
	[1.251]	[1.050]	[0.936]	[0.873]	[0.700]
40	38.13	33.02	30.13	28.53	24.13
	[1.501]	[1.300]	[1.186]	[1.123]	[0.950]
50	44.48	39.37	36.48	34.88	30.48
	[1.751]	[1.550]	[1.436]	[1.373]	[1.200]
60	50.83	45.72	42.83	41.23	36.83
	[2.001]	[1.800]	[1.686]	[1.623]	[1.450]
80	63.53	58.42	55.53	53.93	49.53
	[2.501]	[2.300]	[2.186]	[2.123]	[1.950]
100	76.23	71.12	68.23	66.63	62.23
	[3.001]	[2.800]	[2.686]	[2.623]	[2.450]
120	88.93	83.82	80.93	79.33	74.93
	[3.501]	[3.300]	[3.186]	[3.123]	[2.950]

A type (Standoff height)



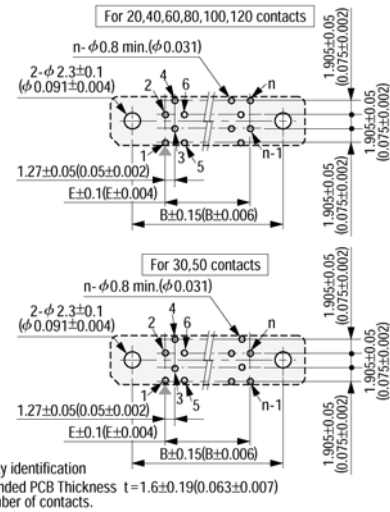
C type



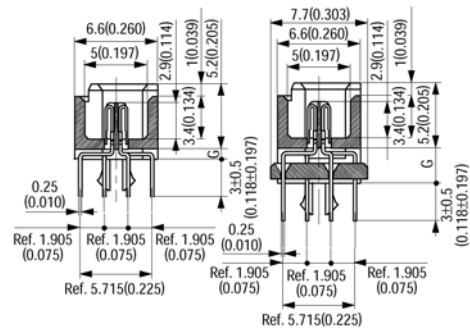
Note:
Plugs/Sockets with flanges and retention clips are not interchangeable with plugs/sockets without flanges and retention clips

Type	F	G
A	3.50	0.80
	[0.138]	[0.032]
C	5.50	2.80
	[0.217]	[0.110]

Printed Circuit Board Layout (Component Side View)



X-X' Cross Section



A type

C type

Ordering Information

P5XL - XXXP - X - XXX

0 = With Flanges and Retention Clips
 1 = Without Flanges and Retention Clips

Contact Quantity
 See Table

A = Type A
 C = Type C

Plating Options:
 TGF = $2 \mu\text{m}$ [$0.05 \mu\text{m}$] min. Gold with Sn-Pb solder tails
 DA = Gold flash overall (RoHS compliant)

TS-2053-02
 Sheet 2 of 3

3M™ Pak 50 Low Profile Plug

.050" Vertical Stacking with and without Flanges

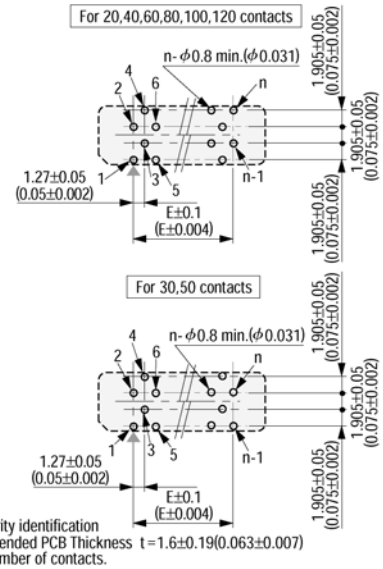
P50L Series

Product Table / Dimensions

Contact Quantity	A	B	C	D	E
20	18.83	17.43	15.83	14.23	11.43
	[0.741]	[0.686]	[0.623]	[0.560]	[0.450]
30	25.18	23.78	22.18	20.58	17.78
	[0.991]	[0.936]	[0.873]	[0.810]	[0.700]
40	31.53	30.13	28.53	26.93	24.13
	[1.241]	[1.186]	[1.123]	[1.060]	[0.950]
50	37.88	36.48	34.88	33.28	30.48
	[1.491]	[1.436]	[1.373]	[1.310]	[1.200]
60	44.23	42.83	41.23	39.63	36.83
	[1.741]	[1.686]	[1.623]	[1.560]	[1.450]
80	56.93	55.53	53.93	52.33	49.53
	[2.241]	[2.186]	[2.123]	[2.060]	[1.950]
100	69.63	68.23	66.63	65.03	62.23
	[2.741]	[2.686]	[2.623]	[2.560]	[2.450]
120	82.33	80.93	79.33	77.73	74.93
	[3.241]	[3.186]	[3.123]	[3.060]	[2.950]

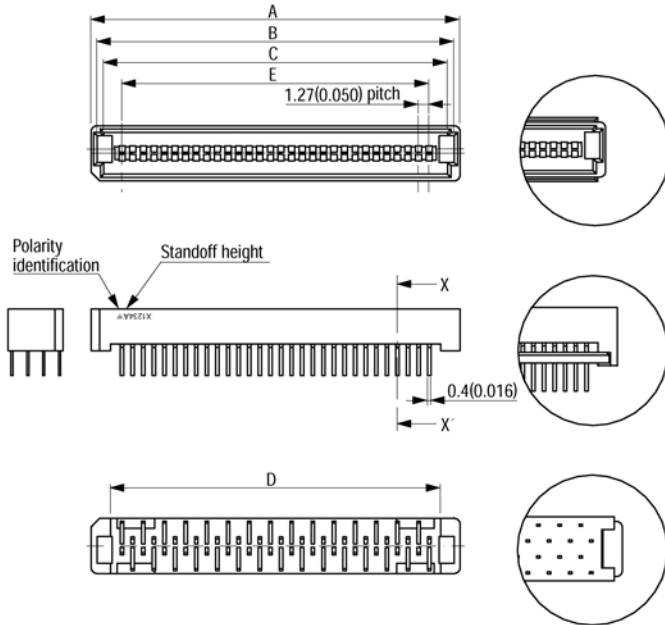
Plug without Flanges and Retention Clips

Printed Circuit Board Layout (Component Side View)

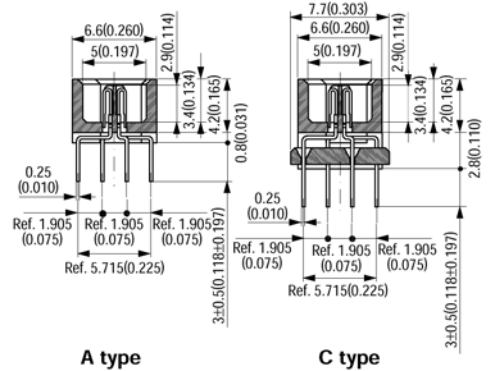


A type (Standoff height)

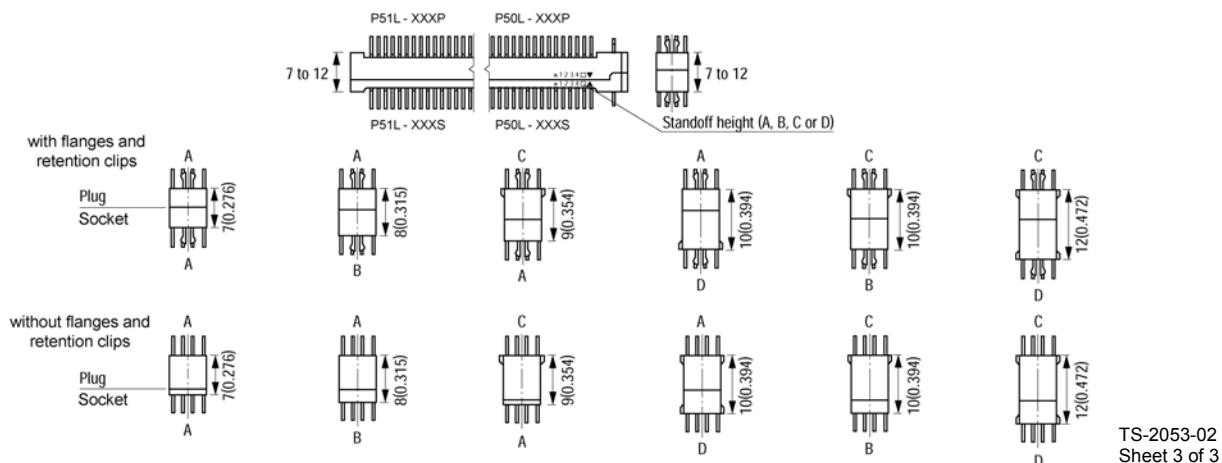
C type



X-X' Cross Section



Stacked Mating Combinations



TS-2053-02
Sheet 3 of 3

Important Notice

All statements, technical information, and recommendations related to 3M's products are based on information believed to be reliable, but the accuracy or completeness is not guaranteed. Before using this product, you must evaluate it and determine if it is suitable for your intended application. You assume all risks and liability associated with such use. Any statements related to the product which are not contained in 3M's current publications, or any contrary statements contained on your purchase order shall have no force or effect unless expressly agreed upon, in writing, by an authorized officer of 3M.



3M Electronics

6801 River Place Blvd.
Austin, TX 78726-9000
800/225-5373
www.3M.com/electronics

Warranty; Limited Remedy; Limited Liability.

This product will be free from defects in material and manufacture for a period of one (1) year from the time of purchase. **3M MAKES NO OTHER WARRANTIES INCLUDING, BUT NOT LIMITED TO, ANY IMPLIED WARRANTY OF MERCHANTABILITY OR FITNESS FOR A PARTICULAR PURPOSE.** If this product is defective within the warranty period stated above, your exclusive remedy shall be, at 3M's option, to replace or repair the 3M product or refund the purchase price of the 3M product. **Except where prohibited by law, 3M will not be liable for any indirect, special, incidental or consequential loss or damage arising from this 3M product, regardless of the legal theory asserted.**



Minimum 10%
Post-Consumer Fiber

Printed in USA.

© 3M 2006