



Chipsmall Limited consists of a professional team with an average of over 10 year of expertise in the distribution of electronic components. Based in Hongkong, we have already established firm and mutual-benefit business relationships with customers from,Europe,America and south Asia,supplying obsolete and hard-to-find components to meet their specific needs.

With the principle of “Quality Parts,Customers Priority,Honest Operation,and Considerate Service”,our business mainly focus on the distribution of electronic components. Line cards we deal with include Microchip,ALPS,ROHM,Xilinx,Pulse,ON,Everlight and Freescale. Main products comprise IC,Modules,Potentiometer,IC Socket,Relay,Connector.Our parts cover such applications as commercial,industrial, and automotives areas.

We are looking forward to setting up business relationship with you and hope to provide you with the best service and solution. Let us make a better world for our industry!



Contact us

Tel: +86-755-8981 8866 Fax: +86-755-8427 6832


Email & Skype: info@chipsmall.com Web: www.chipsmall.com

Address: A1208, Overseas Decoration Building, #122 Zhenhua RD., Futian, Shenzhen, China



PA Supercapacitors

Cylindrical pack



Features

- 5.0 Volts
- Ultra-low ESR
- High capacitance
- Long cycle life
- Low leakage currents

Features

- Pulse power
- Bridge or hold-up power

Description

Eaton PowerStor supercapacitors are unique, ultra-high capacitance devices utilizing electrochemical double layer capacitor (EDLC) construction combined with new, high performance materials. This combination of advanced technologies allows Eaton to offer a wide variety of capacitor solutions tailored to specific applications that range from a few micro-amps for several days to several amps for milliseconds.



Powering Business Worldwide

Ratings

Capacitance	0.22 F to 0.47 F
Maximum working voltage	5.0 V
Surge voltage	6.0 V
Capacitance tolerance	-20% to +80% (+20 °C)
Operating temperature range	- 25 °C to +70 °C

Specifications

Capacitance (F)	Vertical Part Number	Horizontal Part Number	Nominal ESR (Ω) (Equivalent Series Resistance) Measured @ 1 kHz	Nominal Dimensions (mm)	Typical Mass (grams/piece)
0.22	PA-5ROV224-R	PA-5ROH224-R	0.30	8.5 x 16.8 x 21.5	3.5
0.47	PA-5ROV474-R	PA-5ROH474-R	0.20	10.5 x 20.8 x 22.5	5.4

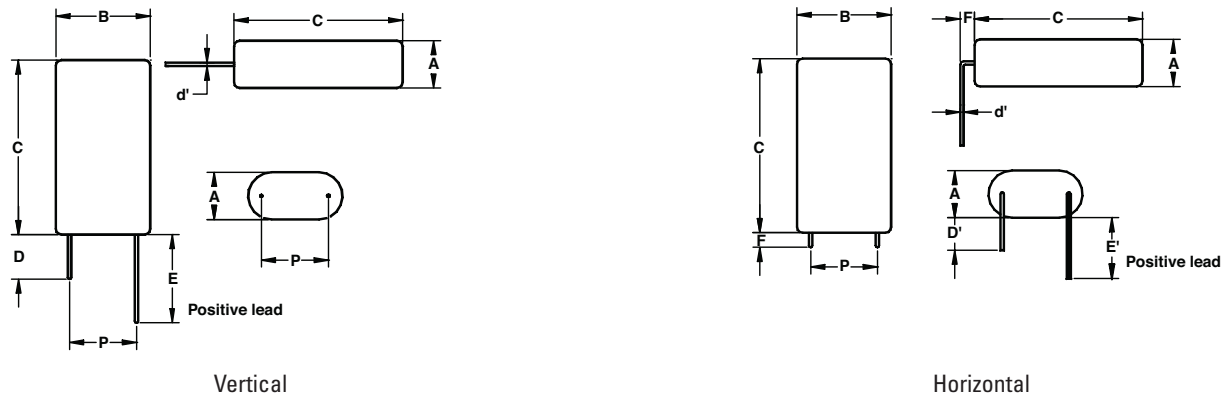
Performance

Parameter	Capacitance change (% of initial value)	ESR (% of max. initial value)
Life (1000 hours @ 70 °C @ 2.5 Vdc)	$\leq 30\%$	$\leq 300\%$
Storage - Low and High Temperature (1000 hours @ -25 °C and 85 °C)	$\leq 30\%$	$\leq 300\%$

Dimensions (mm)

Vertical Part Number	Horizontal Part Number	A	B	C	d'	D	D'	E	E'	F	P
PA-5ROV224-R	PA-5ROH224-R	9.0	17.3	22.0	0.5	20	15	25	20	2.0	11.8
PA-5ROV474-R	PA-5ROH474-R	11.0	21.3	23.0	0.6	20	15	25	20	2.0	5.3
Tolerances		Maximum			± 0.02	Minimum			± 0.5		

Note: Longer lead is positive.



Part numbering system

P	A	—	5	R	0	V	47	4	-R
Family Code	Version		Voltage (V) R = Decimal	Configuration	Capacitance (μF)				
P Family	A=Ultra-Low ESR		5R0 = 5.0 V	V = Vertical H = Horizontal	Value	Multiplier	Standard product		
					Example: 474 = 47 x 474 or 0.47 F				

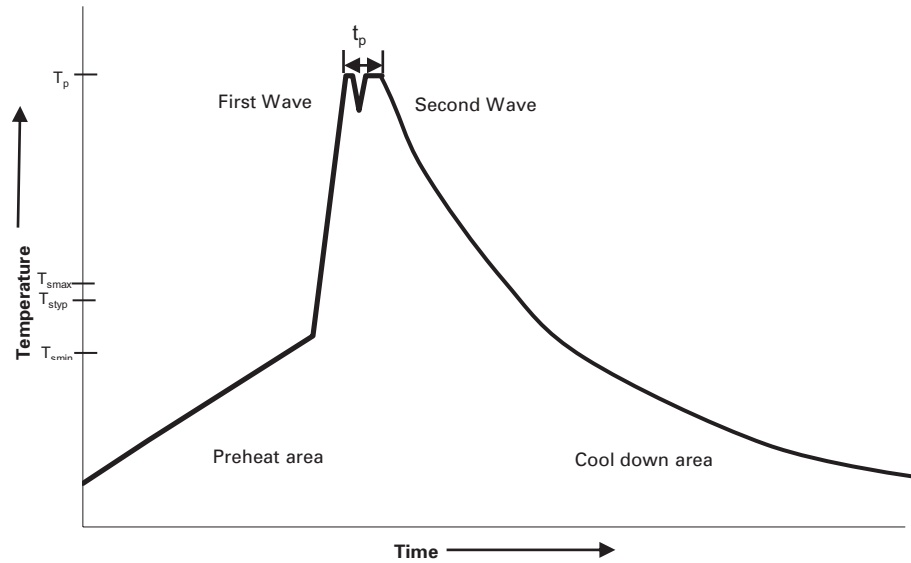
Packaging information

- Standard packaging: Bulk, 100 units per bag
- Larger bulk packages available on request

Part marking

- Manufacturer
- Capacitance (F)
- Max Operating Voltage (V)
- Family Code (or part number)
- Polarity

Wave solder profile



Profile Feature	Standard SnPb Solder	Lead (Pb) Free Solder
Preheat and soak	<ul style="list-style-type: none"> • Temperature max. (T_{smax}) • Time max. 	<ul style="list-style-type: none"> 100 °C 60 seconds
Δ preheat to max Temperature	160 °C max.	160 °C max.
Peak temperature (T_p)*	220 °C – 260 °C	250 °C – 260 °C
Time at peak temperature (t_p)	10 seconds max 5 seconds max each wave	10 seconds max 5 seconds max each wave
Ramp-down rate	~ 2 K/s min ~3.5 K/s typ ~5 K/s max	~ 2 K/s min ~3.5 K/s typ ~5 K/s max
Time 25 °C to 25 °C	4 minutes	4 minutes

Manual solder

+350 °C, 4-5 seconds. (by soldering iron), generally manual, hand soldering is not recommended.

Reflow soldering

Do not use reflow soldering using infrared or convection oven heating methods.

Cleaning/Washing

Avoid cleaning of circuit boards, however if the circuit board must be cleaned use static or ultrasonic immersion in a standard circuit board cleaning fluid for no more than 5 minutes and a maximum temperature of +60 °C. Afterwards thoroughly rinse and dry the circuit boards. In general, treat supercapacitors in the same manner you would an aluminum electrolytic capacitor.

Life Support Policy: Eaton does not authorize the use of any of its products for use in life support devices or systems without the express written approval of an officer of the Company. Life support systems are devices which support or sustain life, and whose failure to perform, when properly used in accordance with instructions for use provided in the labeling, can be reasonably expected to result in significant injury to the user.

Eaton reserves the right, without notice, to change design or construction of any products and to discontinue or limit distribution of any products. Eaton also reserves the right to change or update, without notice, any technical information contained in this bulletin.

Eaton
Electronics Division
1000 Eaton Boulevard
Cleveland, OH 44122
United States
www.eaton.com/electronics

© 2015 Eaton
All Rights Reserved
Printed in USA
Publication No. 4392
October 2016

Eaton is a registered trademark.
All other trademarks are property of their respective owners.