



Chipsmall Limited consists of a professional team with an average of over 10 year of expertise in the distribution of electronic components. Based in Hongkong, we have already established firm and mutual-benefit business relationships with customers from,Europe,America and south Asia,supplying obsolete and hard-to-find components to meet their specific needs.

With the principle of “Quality Parts,Customers Priority,Honest Operation,and Considerate Service”,our business mainly focus on the distribution of electronic components. Line cards we deal with include Microchip,ALPS,ROHM,Xilinx,Pulse,ON,Everlight and Freescale. Main products comprise IC,Modules,Potentiometer,IC Socket,Relay,Connector.Our parts cover such applications as commercial,industrial, and automotives areas.

We are looking forward to setting up business relationship with you and hope to provide you with the best service and solution. Let us make a better world for our industry!



Contact us

Tel: +86-755-8981 8866 Fax: +86-755-8427 6832

Email & Skype: info@chipsmall.com Web: www.chipsmall.com

Address: A1208, Overseas Decoration Building, #122 Zhenhua RD., Futian, Shenzhen, China



HIGH FREQUENCY PLANAR TRANSFORMERS

Spyglass Series (up to 140W)



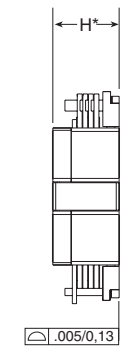
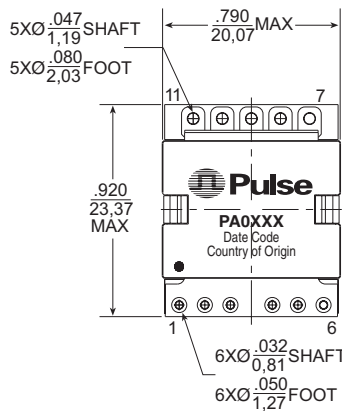
- Power Rating:** up to 140W
- Height:** 8.6mm MAX and 9.7mm MAX
- Footprint:** 23.4mm x 20.1mm MAX
- Frequency Range:** 200kHz to 700kHz

Electrical Specifications @ 25°C — Operating Temperature -40°C to 125°C

Part ^{4,5} Number	Power ¹ Rating	Turns Ratio (Pri:Sec)	Primary ² Secondary Isolation	Primary Inductance (μH MIN)	Leakage Inductance* (μH MAX)	DCR (mΩ MAX)			Maximum Height (mm)
						Primary	Primary Aux.	Secondary	
PA0168	100W 48v to 3.3v/30A	12:2	1500 Vdc Basic	320	0.75	45	N/A	1.30	8.6
PA0369	100W 48v to 3.3v/30A	6:1	1500 Vdc Basic	65	0.25	15	N/A	0.40	8.6
PA0423	140W 48v to 12v/11.7A	8:4 (w/4T Pri. Aux.)	1500 Vdc Basic	140	0.30	35	500	7.00	8.6
PA0463	50W 48v to 3.3v/15A	10:2 (w/9T Pri. Aux.)	1500 Vdc Basic	200	1.00	40	4885	2.50	8.6
PA0491	100W 48v to 5.0v/20A	8:2	1500 Vdc Basic	140	0.25	35	N/A	1.30	8.6
PA0634	100W 48v to 5v/20A	8:2 (w/5T Pri. Aux.)	1500 Vdc Basic	140	0.38	35	460	1.30	8.6
PA0693	125W 48v to 5v/25A	12:3 (w/4T Pri. Aux.)	1500 Vdc Basic	346	0.55	50	300	3.50	9.7

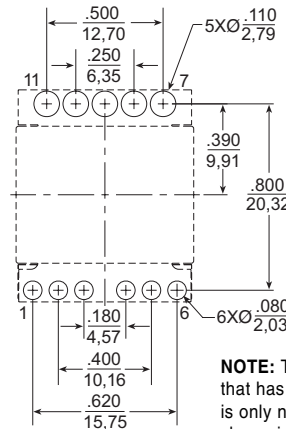
*Leakage inductance is measured at primary terminals with all other windings shorted.

Mechanicals



*H - Maximum Height (see table above)

SUGGESTED PAD LAYOUT

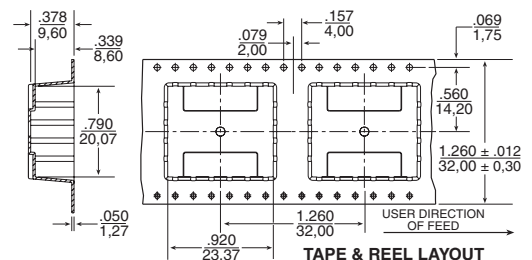
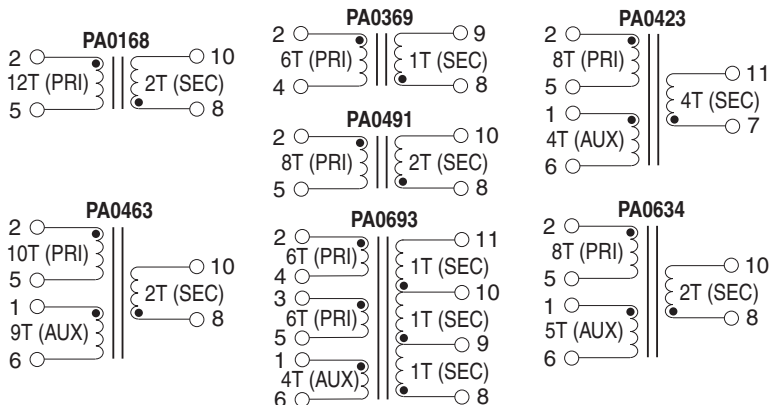


Weight11.0 grams
Tape & Reel.....180/reel
Tray.....40/tray

Dimensions: Inches
mm
Unless otherwise specified,
all tolerances are ± .010
0,25

NOTE: The above is a universal footprint for a component that has all 11 pins populated. For a given part number it is only necessary to provide pads for the terminations shown in the schematic below.

Schematics



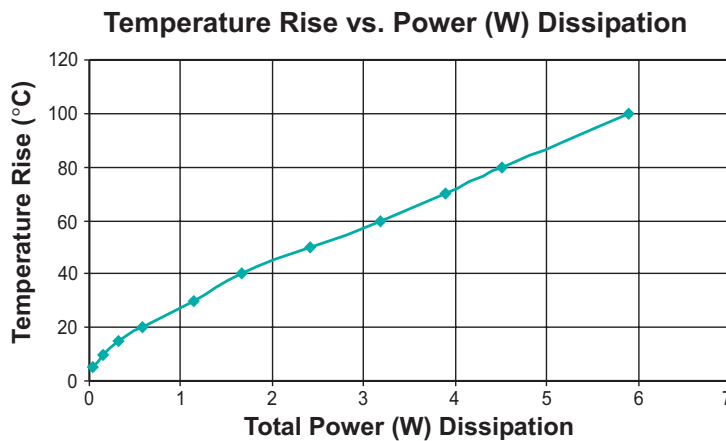
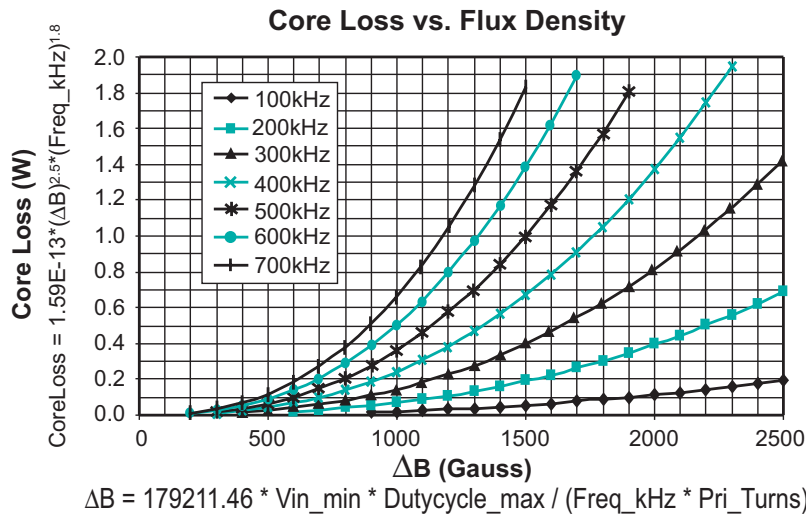
HIGH FREQUENCY PLANAR TRANSFORMERS

Spyglass Series (up to 140W)



Notes from Tables

- The above transformers have been tested and approved by Pulse's IC partners and are cited in the appropriate datasheet or evaluation board documentation at these companies. To determine which IC and IC companies are matched with the above transformers, please refer to the IC cross reference on the Pulse web page. See the Spyglass transformer matrix on the next page for other winding configurations that can be made available.
- The listed transformers are designed to meet basic insulation (1.4mm creepage and clearance with 1500Vdc isolation). Lower cost transformers with operational insulation (1500Vdc isolation with no creepage and clearance spacings) are available. Please contact Pulse Power Applications Engineering for details.
- To determine if the transformer is suitable for your application, it is necessary to ensure that the temperature rise of the component (ambient plus temperature rise) does not exceed its operating temperature. To determine the approximate temperature rise of the transformer, refer to the graphs below.
- Add suffix "T" to part number for Tape & Reel package (i.e. PA0168T).
- RoHS compliant parts are being introduced. Please contact Pulse for RoHS compliant part availability. If available, order part by adding the suffix "NL" to the part number (i.e. PA0168 becomes PA0168NL and PA0168T becomes PA0168NLT).



$$\text{Total Power Dissipation (W)} = .001 * (DCR_{primary} * I_{rms_primary}^2 + DCR_{secondary} * I_{rms_secondary}^2) + \text{Core Loss (W)}$$

For More Information:

Pulse Worldwide Headquarters

12220 World Trade Drive
San Diego, CA 92128
U.S.A.
www.pulseeng.com
TEL: 858 674 8100
FAX: 858 674 8262

Pulse Northern Europe

3 Huxley Road
Surrey Research Park
Guildford, Surrey GU2 5RE
United Kingdom
TEL: 44 1483 401700
FAX: 44 1483 401701

Pulse Southern Europe

Zone Industrielle
F-39270
Orgelet
France
TEL: 33 3 84 35 04 04
FAX: 33 3 84 25 46 41

Pulse China Headquarters

No. 1
Industrial District
Changan, Dongguan
China
TEL: 86 769 85538070
FAX: 86 769 85538870

Pulse North China

Room 1503
XinYin Building
No. 888 YiShan Road
Shanghai 200233
China
TEL: 86 21 54643211/2
FAX: 86 21 54643210

Pulse South Asia

150 Kampong Ampat
#07-01/02
KA Centre
Singapore 368324
TEL: 65 6287 8998
FAX: 65 6280 0080

Pulse North Asia

No. 26
Kao Ching Road
Yang Mei Chen
Taoyuan Hsien
Taiwan, R. O. C.
TEL: 886 3 4641811
FAX: 886 3 4641911

Performance warranty of products offered on this data sheet is limited to the parameters specified. Data is subject to change without notice. Other brand and product names mentioned herein may be trademarks or registered trademarks of their respective owners.
© Copyright, 2006. Pulse Engineering, Inc. All rights reserved.