



Chipsmall Limited consists of a professional team with an average of over 10 year of expertise in the distribution of electronic components. Based in Hongkong, we have already established firm and mutual-benefit business relationships with customers from,Europe,America and south Asia,supplying obsolete and hard-to-find components to meet their specific needs.

With the principle of “Quality Parts,Customers Priority,Honest Operation,and Considerate Service”,our business mainly focus on the distribution of electronic components. Line cards we deal with include Microchip,ALPS,ROHM,Xilinx,Pulse,ON,Everlight and Freescale. Main products comprise IC,Modules,Potentiometer,IC Socket,Relay,Connector.Our parts cover such applications as commercial,industrial, and automotives areas.

We are looking forward to setting up business relationship with you and hope to provide you with the best service and solution. Let us make a better world for our industry!



## Contact us

Tel: +86-755-8981 8866 Fax: +86-755-8427 6832


Email & Skype: info@chipsmall.com Web: www.chipsmall.com

Address: A1208, Overseas Decoration Building, #122 Zhenhua RD., Futian, Shenzhen, China



# High Frequency Wire Wound Transformers

EFD20 Platforms - SMT




- Power Range:** up to 95W
- Height:** 11.4mm Max
- Footprint:** 29.2mm x 21.8mm Max
- Topology:** Forward and Flyback

Electrical Specifications @ 25°C - Operating Temperature -40°C to +125°C				
PA0273NL	Pri. Inductance	(1, 2-3, 4)	307µH ±25%	<p>FORWARD TRANSFORMER</p>
	Lk. Inductance	(1, 2-3, 4) with (5, 6, 9, 10) shorted	0.35µH MAX	
	DCR	(1, 2-3, 4)	65mΩ MAX	
		(7, 8, 9-10, 11, 12)	27mΩ MAX	
		(5-6)	240mΩ MAX	
	Hi-Pot	Pri-Sec	1500Vrms	
K1 Factor	20.2			
PA0751NL	Pri. Inductance	(1, 2-3, 4)	110µH ±10%	<p>FLYBACK TRANSFORMER</p>
	Lk. Inductance	(1, 2-3, 4) with (12, 11, 10, 9, 8, 7) shorted	2µH MAX	
	DCR	(4-5)	85mΩ MAX	
		(12, 11, 10-9, 8, 7)	12mΩ MAX	
		(1-3)	300mΩ MAX	
	Hi-Pot	Pri-Sec	1500Vrms	
K1 Factor	1364.8			
PA0769NL	Pri. Inductance	(1, 2-5, 4)	89.2µH ±18%	<p>FORWARD TRANSFORMER</p>
	Lk. Inductance	(1, 2-3, 4) with (12, 11, 10, 9, 8, 7) shorted	1.5µH MAX	
	DCR	(1, 2-3, 4)	50mΩ MAX	
		(12-11)	3.8mΩ MAX	
		(10-9)=(8-7)	35mΩ MAX	
		(5-6)	110mΩ MAX	
	Hi-Pot	Pri-Sec	1500Vdc	
K1 Factor	21.5			

# High Frequency Wire Wound Transformers

EFD20 Platforms - SMT



Electrical Specifications @ 25°C - Operating Temperature -40°C to +125°C					
PA1066NL	Pri. Inductance	(3-4)	137µH ±32%		
	Lk. Inductance	(3-4) with (11, 10, 9, 8) shorted	1.0µH MAX		
	DCR		(3-4)		35mΩ MAX
			(1-2)		199mΩ MAX
			(5-6)		100mΩ MAX
			(11-10)=(9-8)		17mΩ MAX
	Hi-Pot	Pri-Sec	500Vrms		
KI Factor		29.3			
PA1366NL	Pri. Inductance	(2, 3-4, 5)	10µH ±10%		
	Lk. Inductance	(2, 3-4, 5) with (11, 8) shorted	0.3µH MAX		
	DCR		(2, 3-4, 5)		15.75mΩ MAX
			(11-8)		560mΩ MAX
	Hi-Pot	Pri-Sec	1500Vrms		
KI Factor		322.6			
PA1477NL	Pri. Inductance	(1, 2-3, 4)	38.3µH ±7%		
	Lk. Inductance	(1, 2-3, 4) with (12, 11, 10, 9, 8, 7) shorted	1.0µH MAX		
	DCR		(1-3)		72mΩ MAX
			(2-4)		85mΩ MAX
			(12, 11, 10-9, 8, 7)		2.5mΩ MAX
			(5-6)		230mΩ MAX
	Hi-Pot	Pri-Sec	1800Vrms		
KI Factor		772.2			
PA1558NL	Pri. Inductance	(1, 2-3, 4)	11.5µH ±10%		
	Lk. Inductance	(1, 2-3, 4) with (12, 11, 10, 9, 8, 7) shorted	0.5µH MAX		
	DCR		(1, 2-3, 4)		28mΩ MAX
			(8-7)		12mΩ MAX
			(12-11)		5mΩ MAX
			(10-9)		62mΩ MAX
			(5-6)		190mΩ MAX
	Hi-Pot	Pri-Sec	1500Vrms		
KI Factor		463.7			

# High Frequency Wire Wound Transformers

EFD20 Platforms - SMT




## Electrical Specifications @ 25°C - Operating Temperature -40°C to +125°C

Part Number	Parameter	Value	Notes	Diagram	
PA1692NL	Pri. Inductance	(3, 4-5, 6)	73μH ±30%		
	Lk. Inductance	(3, 4-5, 6) with (12, 11, 10, 9, 8, 7) shorted	1.0μH MAX		
	DCR		(3, 4-5, 6)		10.2mΩ MAX
			(12, 11, 10-9, 8, 7)		5mΩ MAX
			(1-2)		115mΩ MAX
	Hi-Pot	Pri-Sec	1500Vdc		
	KI Factor		40.3		
				FLYBACK TRANSFORMER	
PA1735NL	Pri. Inductance	(1, 2-3, 4)	28.5μH ±5%		
	Lk. Inductance	(1, 2-3, 4) with (12, 11, 10, 9, 8, 7) shorted	1μH MAX		
	DCR		(1, 2-3, 4)		39.0mΩ MAX
			(12, 11, 10-9, 8, 7)		3.5mΩ MAX
			(5-6)		230mΩ MAX
	Hi-Pot	Pri-Sec	1800Vrms		
	KI Factor		574.6		
				FLYBACK TRANSFORMER	
PA1736NL	Pri. Inductance	(1, 2-3, 4)	20.5μH ±5%		
	Lk. Inductance	(1, 2-3, 4) with (12, 11, 10, 9, 8, 7) shorted	1μH MAX		
	DCR		(1, 2-3, 4)		39.0mΩ MAX
			(12, 11, 10-9, 8, 7)		8.5mΩ MAX
			(5-6)		230mΩ MAX
	Hi-Pot	Pri-Sec	1500Vrms		
	KI Factor		413.3		
				FLYBACK TRANSFORMER	
PA1835NL	Pri. Inductance	(1, 2-3, 4)	4.5μH ±5%		
	Lk. Inductance	(1, 2-3, 4) with (12, 11, 10, 9, 8, 7) shorted	0.25μH MAX		
	DCR		(1, 2-3, 4)		9.5mΩ MAX
			(12, 11, 10-9, 8, 7)		3mΩ MAX
			(5-6)		130mΩ MAX
	Hi-Pot	Pri-Sec	1800Vrms		
	KI Factor		241.9		
				FLYBACK TRANSFORMER	
PA1836NL	Pri. Inductance	(1, 2-3, 4)	4.5μH ±5%		
	Lk. Inductance	(1, 2-3, 4) with (12, 11, 10, 9, 8, 7) shorted	0.2μH MAX		
	DCR		(1, 2, 3, 4)		9.5mΩ MAX
			(12, 11, 10-9, 8, 7)		5mΩ MAX
			(5-6)		130mΩ MAX
	Hi-Pot	Pri-Sec	1800Vrms		
	KI Factor		241.9		
				FLYBACK TRANSFORMER	

# High Frequency Wire Wound Transformers

EFD20 Platforms - SMT



Electrical Specifications @ 25°C - Operating Temperature -40°C to +125°C			
PA1837NL	Pri. Inductance	(1, 2-3, 4)	4.5μH ±5%
	Lk. Inductance	(1, 2-3, 4) with (12, 11, 10, 9, 8, 7) shorted	0.2μH MAX
	DCR	(1, 2, 3, 4)	9.5mΩ MAX
		(12, 11, 10-9, 8, 7)	23mΩ MAX
		(5-6)	130mΩ MAX
	Hi-Pot	Pri-Sec	1800Vdc
	KI Factor	241.9	
<p>FLYBACK TRANSFORMER</p>			
PA2047NL	Pri. Inductance	(1-3)	7.2μH ±5%
	Lk. Inductance	(1-3) with (11, 10-9, 7) shorted	0.3μH MAX
	DCR	(1-3)	52mΩ MAX
		(11, 10-9, 7)	12mΩ MAX
		(5-6)	240mΩ MAX
	Hi-Pot	Pri-Sec	1500Vrms
KI Factor	290.3		
<p>FLYBACK TRANSFORMER</p>			
PA2053NL	Pri. Inductance	(1, 2-5, 6)	292.0μH ±32%
	Lk. Inductance	(1, 2-5, 6) with (12, 11, 10, 9, 8, 7) shorted	1.3μH MAX
	DCR	(1, 2-5, 6)	78.0mΩ MAX
		(7, 8-9, 10)	12mΩ MAX
		(11-12)	43mΩ MAX
	Hi-Pot	Pri-Sec	1500Vrms
KI Factor	20.2		
<p>FLYBACK TRANSFORMER</p>			
PA2291NL	Pri. Inductance	(1-4)	57.6μH ±12%
	Lk. Inductance	(1-4) with (all windings) shorted	0.5μH MAX
	DCR	(1-4)	65mΩ MAX
		(3-2)	155mΩ MAX
		(6-5)	145mΩ MAX
		(7, 8-9, 10)	4mΩ MAX
		(11-12)	55mΩ MAX
	Hi-Pot	Pri-Sec	1500Vdc
KI Factor	26.9		
<p>FLYBACK TRANSFORMER</p>			
PA2398NL	Pri. Inductance	(1,2-3,4)	100μH ±12%
	Lk. Inductance	(1, 2-3, 4) with (5, 6, 9,10) shorted	0.45μH MAX
	DCR	(1, 2-3, 4)	72mΩ MAX
		(7, 8, 9-10, 11, 12)	15mΩ MAX
		(5-6)	680mΩ MAX
	Hi-Pot	Pri-Sec	1500Vrms
KI Factor	16.1		
<p>FLYBACK TRANSFORMER</p>			

# High Frequency Wire Wound Transformers

EFD20 Platforms - SMT



## Electrical Specifications @ 25°C - Operating Temperature -40°C to +125°C

Electrical Specifications @ 25°C - Operating Temperature -40°C to +125°C					
<b>PB2041NL</b>	Pri. Inductance	(1-6) with (3-4) shorted	491μH ±35%	<p>PRIMARY</p> <p>FORWARD TRANSFORMER</p>	
	Lk. Inductance	(1-6) with (all windings) shorted	1μH MAX		
	DCR		(1-3)		36.1mΩ MAX
			(4-6)		45.6mΩ MAX
			(8-7)		86.4mΩ MAX
			(11-9)		86.4mΩ MAX
			(12-10)		47.8mΩ MAX
	Hi-Pot	Pri-Sec	1500Vrms		
K1 Factor	16.1				
<b>PB2089NL</b>	Pri. Inductance	(5, 4-3, 2)	112.0μH MAX	<p>PRIMARY</p> <p>RESET</p> <p>FORWARD TRANSFORMER</p>	
	Lk. Inductance	(5, 4-3, 2) with (all windings) shorted	1μH MAX		
	DCR		(5-3)		55mΩ MAX
			(4-2)		67.7mΩ MAX
			(10, 11-8, 9)		5.5mΩ MAX
			(12-7)		123mΩ MAX
			(6-1)		923mΩ MAX
	Hi-Pot	Pri-Sec	1500Vdc		
K1 Factor	24.8				

# High Frequency Wire Wound Transformers

EFD20 Platforms - SMT

## Notes:

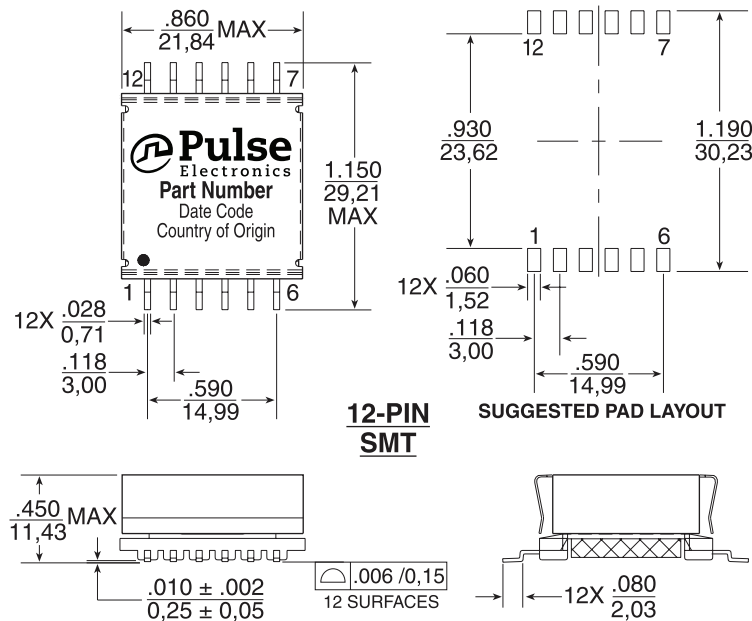
- The temperature of the component (ambient plus temperature rise) must be within the stated operating temperature range.
- The above transformers and inductors have been tested and approved by Pulse's power IC partners and are sited in the appropriate datasheet or evaluation board documentation at these companies. To determine which IC and IC partners are matched with the above Pulse part numbers please consult the IC Cross Reference on the Pulse website.
- For flyback topology applications, it is necessary to ensure that the transformer will not saturate in the application. The peak flux density (Bpk) should remain below 2700Gauss. To calculate the peak density, use the following formula:  

$$B_{pk} \text{ (Gauss)} = K1\_Factor * I_{pk} \text{ (A)}$$
- In high volt-sec applications, it is important to calculate the core loss of the transformer. Approximate transformer core loss can be calculated as:  

$$CoreLoss \text{ (W)} = 1.32E-13 * (Freq\_kHz)^{1.63} * (\Delta B\_Gauss)^{2.63}$$
 where  $\Delta B$  can be calculated as:  
 For Flyback Topology:  $\Delta B = K1\_Factor * (A)$   
 For Forward Topology:  $\Delta B = K1\_Factor * Volt\text{-}\mu\text{sec}$
- Optional Tape & Reel packaging can be ordered by adding a "T" suffix to the part number (i.e. PA0273NL becomes PA0273NLT). Pulse complies with industry standard tape and reel specification EIA481. The tape and reel for this product has a width (W=44mm), pitch (Po=32mm) an depth (Ko=11.78mm).
- The "NL" suffix indicates an RoHS-compliant part number. Non-NL suffixed parts are not necessarily RoHS compliant, but are electrically and mechanically equivalent to NL versions. If a part number does not have the "NL" suffix, but an RoHS compliant version is required, please contact Pulse for availability.

## Mechanical

PAXXXXNL / PBXXXXNL



## For More Information

### Pulse Worldwide Headquarters

12220 World Trade Drive  
San Diego, CA  
92128  
U.S.A.

### Pulse Europe

Pulse Electronics GmbH  
Am Rottland 12  
58540 Meinerzhagen  
Germany

### Pulse China Headquarters

B402, Shenzhen Academy of  
Aerospace Technology Bldg.  
10th Kejinan Road  
High-Tech Zone  
Nanshan District  
Shenzhen, PR China 518057

### Pulse North China

Room 2704/2705  
Super Ocean Finance  
Ctr.  
2067 Yan An Road  
West  
Shanghai 200336  
China

### Pulse South Asia

135 Joo Seng Road  
#03-02  
PM Industrial Bldg.  
Singapore 368363

### Pulse North Asia

3F, No. 198  
Zhongyuan Road  
Zhongli City  
Taoyuan County 320  
Taiwan R. O. C.

Tel: 858 674 8100  
Fax: 858 674 8262

Tel: 49 2354 777 100  
Fax: 49 2354 777 168

Tel: 86 755 33966678  
Fax: 86 755 33966700

Tel: 86 21 62787060  
Fax: 86 2162786973

Tel: 65 6287 8998  
Fax: 65 6287 8998

Tel: 886 3 4356768  
Fax: 886 3 4356823 (Pulse)  
Fax: 886 3 4356820 (FRE)

Performance warranty of products offered on this data sheet is limited to the parameters specified. Data is subject to change without notice. Other brand and product names mentioned herein may be trademarks or registered trademarks of their respective owners. © Copyright, 2016. Pulse Electronics, Inc. All rights reserved.