



Chipsmall Limited consists of a professional team with an average of over 10 year of expertise in the distribution of electronic components. Based in Hongkong, we have already established firm and mutual-benefit business relationships with customers from,Europe,America and south Asia,supplying obsolete and hard-to-find components to meet their specific needs.

With the principle of “Quality Parts,Customers Priority,Honest Operation,and Considerate Service”,our business mainly focus on the distribution of electronic components. Line cards we deal with include Microchip,ALPS,ROHM,Xilinx,Pulse,ON,Everlight and Freescale. Main products comprise IC,Modules,Potentiometer,IC Socket,Relay,Connector.Our parts cover such applications as commercial,industrial, and automotives areas.

We are looking forward to setting up business relationship with you and hope to provide you with the best service and solution. Let us make a better world for our industry!



Contact us

Tel: +86-755-8981 8866 Fax: +86-755-8427 6832

Email & Skype: info@chipsmall.com Web: www.chipsmall.com

Address: A1208, Overseas Decoration Building, #122 Zhenhua RD., Futian, Shenzhen, China



SMT Power Inductor

High Current Molded Power Inductor - PA4344.XXXANLT Series



- Height:** 7.0mm Max
- Footprint:** 18.3mm x 17.2mm Max
- Current Rating:** up to 60.0A
- Inductance Range:** 0.47uH to 82uH
- Shielded construction and compact design
- High current, low DCR, and high efficiency
- Minimized acoustic noise and minimized leakage flux

Electrical Specifications @ 25°C - Operating Temperature -55°C to +155°C

Part Number	Inductance 100KHz, 1V uH±20%	Rated Current A	DC Resistance		Saturation Current Max. A
			MAX.	TYP.	
			mΩ	mΩ	
PA4344.471ANLT	0.47	60.0	0.9	0.7	110.0
PA4344.561ANLT	0.56	56.0	0.97	0.81	80.0
PA4344.102ANLT	1.00	52.0	1.2	1.03	50.0
PA4344.152ANLT	1.50	39.0	1.8	1.5	46.0
PA4344.182ANLT	1.80	35.0	2.0	1.7	40.0
PA4344.222ANLT	2.20	32.0	2.2	1.8	35.0
PA4344.332ANLT	3.30	30.0	3.3	2.7	32.0
PA4344.472ANLT	4.70	28.0	4.5	3.7	29.0
PA4344.682ANLT	6.80	24.0	7.2	6.0	25.0
PA4344.103ANLT	10.0	21.0	10.6	9.2	22.0
PA4344.153ANLT	15.0	16.0	15.5	12.8	16.0
PA4344.223ANLT	22.0	13.5	24.0	20.5	13.5
PA4344.333ANLT	33.0	12.0	37.0	32.0	12.0
PA4344.473ANLT	47.0	9.5	47.0	40.0	9.5
PA4344.823ANLT	82.0	6.5	83.0	69.0	8.0

SMT Power Inductor

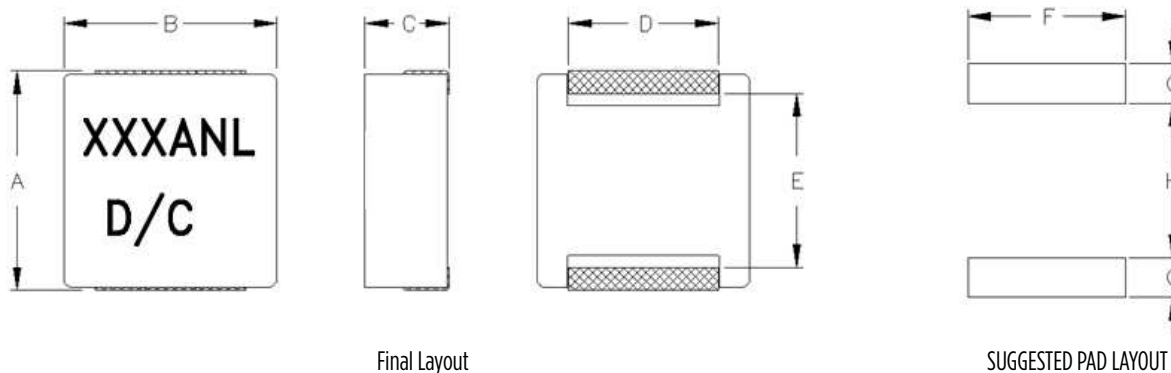
High Current Molded Power Inductor - PA4344.XXXANLT Series

Notes:

1. Actual temperature of the component during system operation (ambient plus temperature rise) must be within the standard operating range.
2. The saturation current is the current at which the initial inductance drops approximately 30% at the stated ambient temperature. This current is determined by placing the component in the specified ambient environment and applying a short duration pulse current (to eliminate self-heating effect) to the component.
3. The rated current is the DC current required to raise the component temperature by approximately 40 °C. Take note that the components' performance varies depending on the system condition. It is suggested that the component be tested at the system level, to verify the temperature rise of the component during system operation.
4. The part temperature (ambient+temp rise) should not exceed 155 °C under worst case operating conditions. Circuit design, PCB trace size and thickness, airflow and other cooling provisions all affect the part temperature. Part temperature should be verified in the end application.

Mechanical

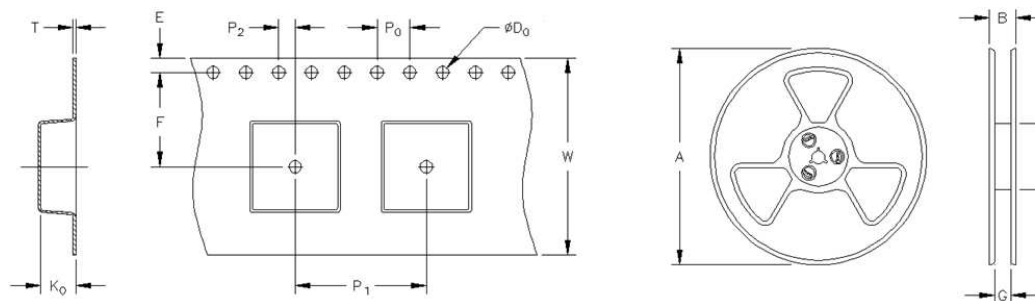
PA4344.XXXNLT



Series	A	B	C	D	E	F	G	H
PA4344.XXXANLT	17.8±0.5	16.9±0.3	6.7±0.3	(11.9)	(13.1)	(12.5)	(3.15)	(12.2)

All Dimensions in mm.

TAPE & REEL INFO

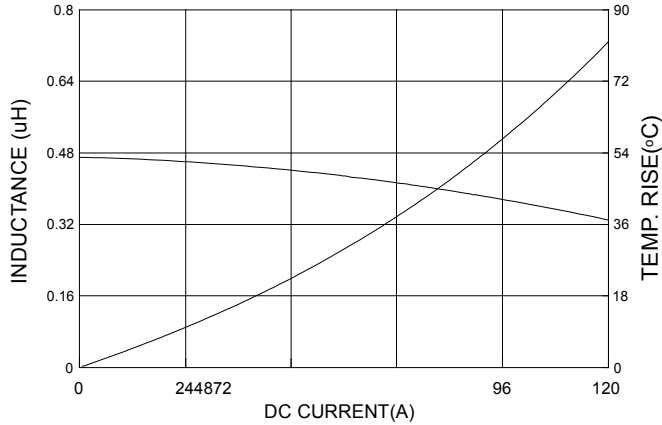


SURFACE MOUNTING TYPE, REEL/TAPE LIST

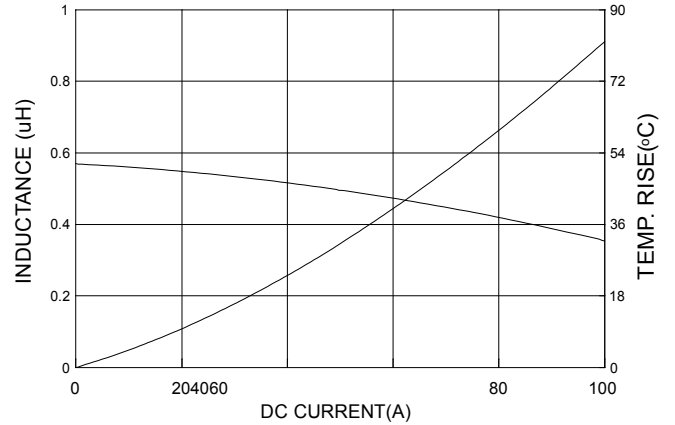
	REEL SIZE (mm)			TAPE SIZE (mm)									QTY
	A	G	N	E	F	D ₀	P ₁	P ₀	P ₂	W	T	K ₀	PCS/REEL
PA4344.XXXANLT	Ø330	32.4	100	1.75	14.2	1.5	24	4	2	32	0.5	7.5	300

Typical Performance Curves

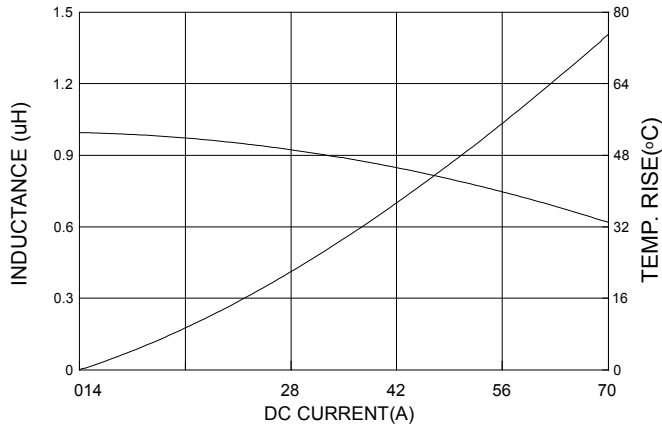
PA4344.471ANLT



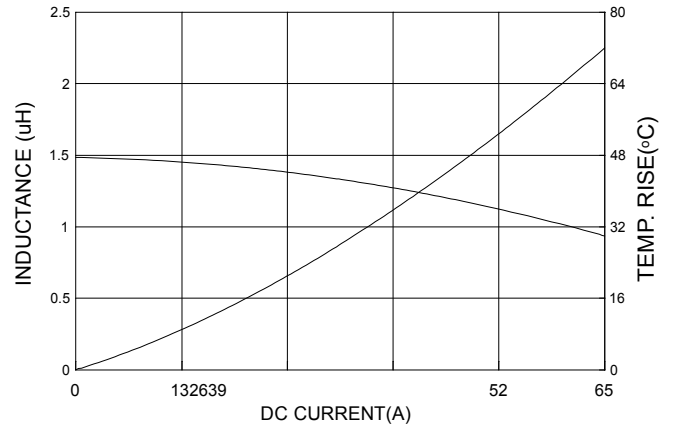
PA4344.561ANLT



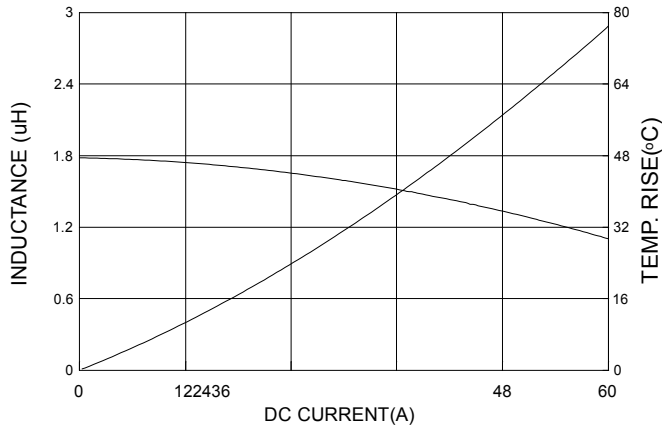
PA4344.102ANLT



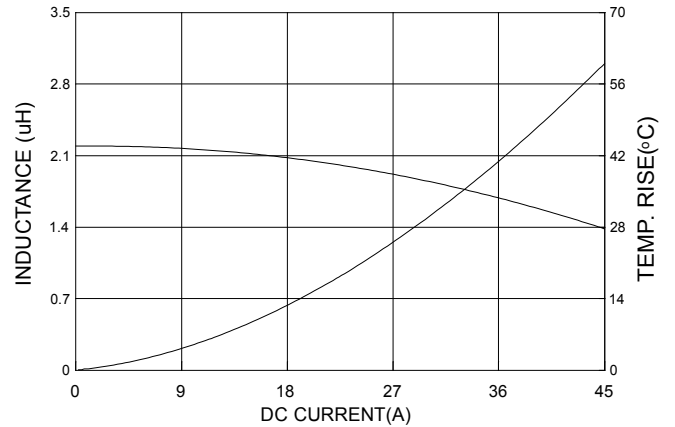
PA4344.152ANLT



PA4344.182ANLT




PA4344.222ANLT

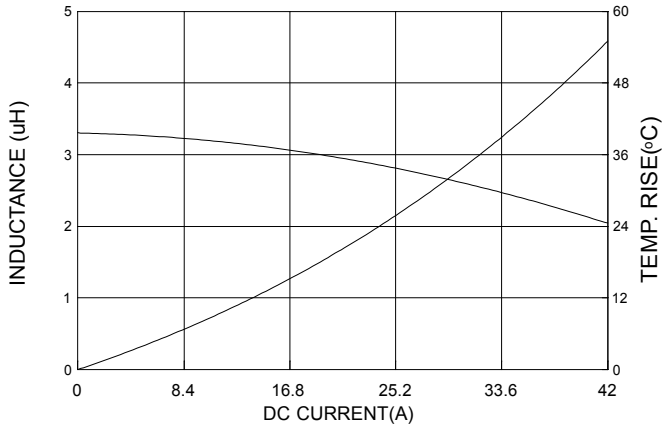


SMT Power Inductor

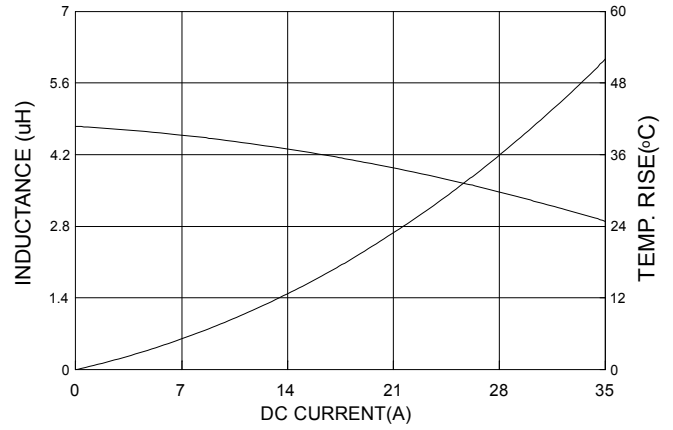
High Current Molded Power Inductor - PA4344.XXXANLT Series



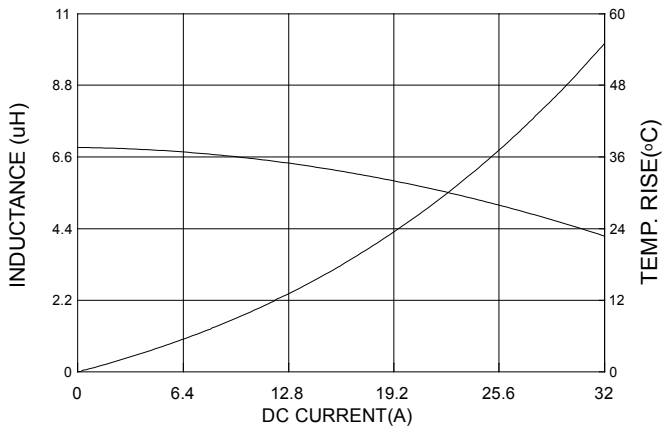
PA4344.332ANLT



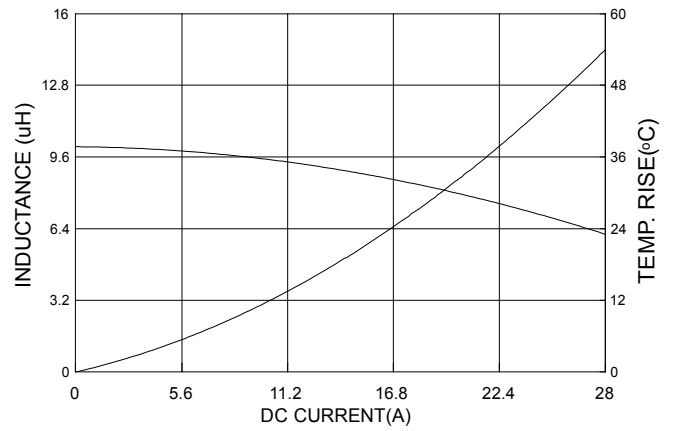
PA4344.472ANLT



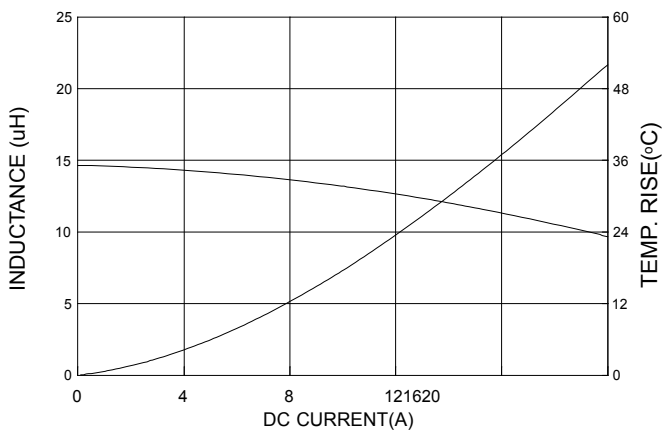
PA4344.682ANLT



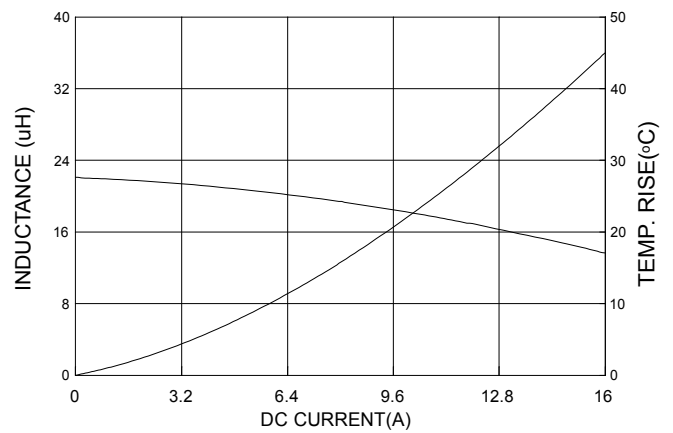
PA4344.103ANLT



PA4344.153ANLT



PA4344.223ANLT

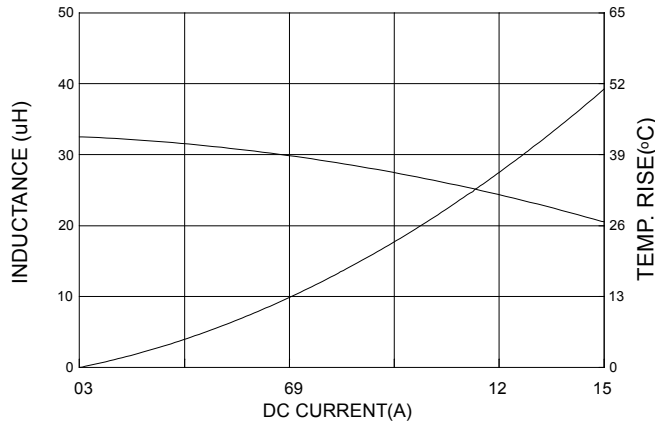


SMT Power Inductor

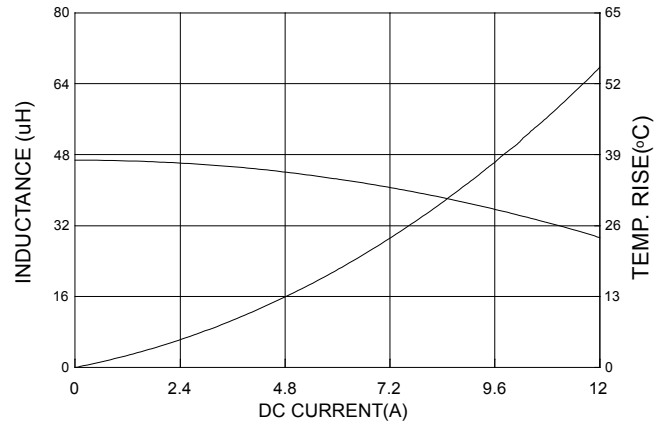
High Current Molded Power Inductor - PA4344.XXXANLT Series



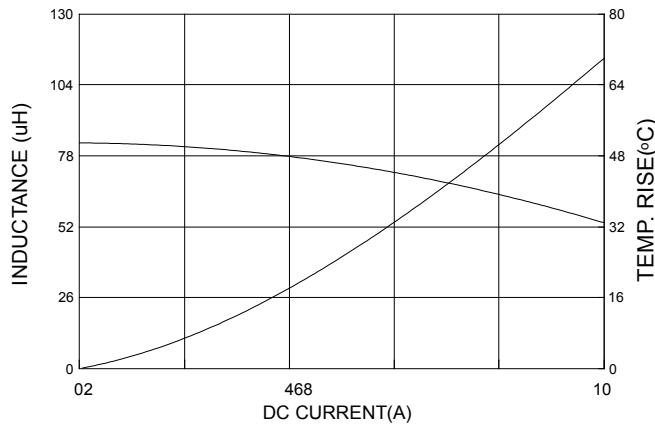
PA4344.333ANLT



PA4344.473ANLT



PA4344.823ANLT



For More Information

Pulse Worldwide Headquarters

15255 Innovation Drive Ste 100
San Diego, CA 92128
U.S.A.

Pulse Europe

Pulse Electronics GmbH
Am Rottland 12
58540 Meinerzhagen
Germany

Pulse China Headquarters

Pulse Electronics (ShenZhen) CO., LTD
D708, Shenzhen Academy of
Aerospace Technology,
The 10th Keji South Road,
Nanshan District, Shenzhen,
P.R. China 518057

Pulse North China

Room 2704/2705
Super Ocean Finance Ctr.
2067 Yan An Road West
Shanghai 200336
China

Pulse South Asia

135 Joo Seng Road
#03-02
PM Industrial Bldg.
Singapore 368363

Pulse North Asia

1F., No.111 Xiyuan Rd
Zhongli City
Taoyuan City 32057
Taiwan (R.O.C)

Tel: 858 674 8100
Fax: 858 674 8262

Tel: 49 2354 777 100
Fax: 49 2354 777 168

Tel: 86 755 33966678
Fax: 86 755 33966700

Tel: 86 21 62787060
Fax: 86 21 62786973

Tel: 65 6287 8998
Fax: 65 6280 0080

Tel: 886 3 4356768
Fax: 886 3 4356820

Performance warranty of products offered on this data sheet is limited to the parameters specified. Data is subject to change without notice. Other brand and product names mentioned herein may be trademarks or registered trademarks of their respective owners. © Copyright, 2017. Pulse Electronics, Inc. All rights reserved.