



Chipsmall Limited consists of a professional team with an average of over 10 year of expertise in the distribution of electronic components. Based in Hongkong, we have already established firm and mutual-benefit business relationships with customers from,Europe,America and south Asia,supplying obsolete and hard-to-find components to meet their specific needs.

With the principle of "Quality Parts,Customers Priority,Honest Operation,and Considerate Service",our business mainly focus on the distribution of electronic components. Line cards we deal with include Microchip,ALPS,ROHM,Xilinx,Pulse,ON,Everlight and Freescale. Main products comprise IC,Modules,Potentiometer,IC Socket,Relay,Connector.Our parts cover such applications as commercial,industrial, and automotives areas.

We are looking forward to setting up business relationship with you and hope to provide you with the best service and solution. Let us make a better world for our industry!



Contact us

Tel: +86-755-8981 8866 Fax: +86-755-8427 6832

Email & Skype: info@chipsmall.com Web: www.chipsmall.com

Address: A1208, Overseas Decoration Building, #122 Zhenhua RD., Futian, Shenzhen, China



200V to 400VDC Input Full brick DC-DC Converters

Features

- ◆ Output Voltages from 7.2V to 57V
- ◆ 450W to 600W Output Power
- ◆ Current Share
- ◆ Operation to 100°C Baseplate
- ◆ Wide Adjustable Output Range
- ◆ Parallel Pin
- ◆ High Efficiency - up to 91%



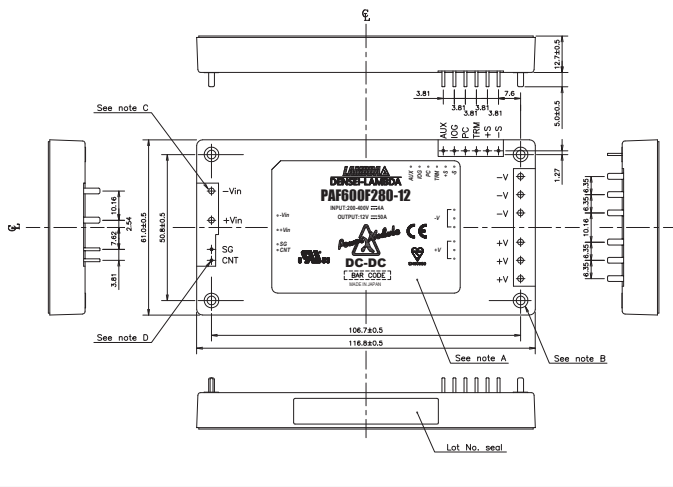
Key Market Segments & Applications



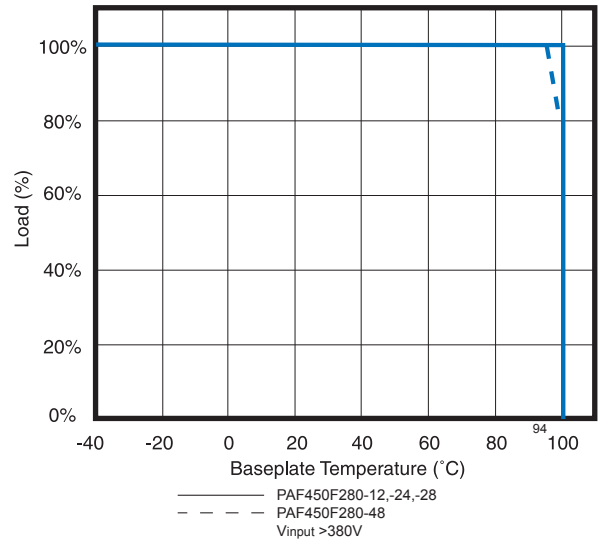
| Specifications | | | PAF450F280-12 | PAF450F280-24 | PAF450F280-28 | PAF450F280-48 |
|---------------------------|--------------|----|--|---------------|---------------|---------------|
| Model | | | PAF600F280-12 | PAF600F280-24 | PAF600F280-28 | PAF600F280-48 |
| Nominal Output Voltage | VDC | | 12 | 24 | 28 | 48 |
| Output Current (Max) | 450W 600W | A | 38 50 | 19 25 | 16.5 21.5 | 9.5 12.5 |
| Max Output Power | 450W 600W | W | 456 600 | 456 600 | 462 602 | 456 600 |
| Efficiency (Typ) | | % | 89-90 | 91 | 91 | 91 |
| Input Voltage Range | VDC | | 200-400VDC | | | |
| Output Voltage Accuracy | | % | ±1 | | | |
| Output Voltage Adjustment | VDC | | 7.2 - 14.4 | 14.4 - 28.8 | 16.8 - 33.6 | 28.8 - 57.6 |
| Max Ripple & Noise | | mV | 120 | 240 | 280 | 480 |
| Max Line Regulation | | mV | 48 | 56 | 56 | 96 |
| Max Load Regulation | | mV | 48 | 56 | 56 | 96 |
| Temperature Coefficient | | °C | 0.02%/°C | | | |
| Overcurrent Protection | | % | 105 - 140% | | | |
| Overvoltage Protection | | % | 125 - 145% | | | |
| Signals & Control | - | | Remote Sense, Remote On/Off, Parallel Pin, Inverter Good, 11-14V Auxiliary voltage | | | |
| Baseplate Temperature | - | | -40°C to +100°C Baseplate: (See derating chart) | | | |
| Humidity (non condensing) | - | | 5 - 95% RH Operating, 5 - 95% RH Non Operating | | | |
| Cooling | - | | Conduction (See Installation Manual for heatsink selection) | | | |
| Isolation Voltage | - | | Input to Baseplate: 2500VAC (20mA); Input to Output 3000VAC for 1 min.; Output to Baseplate: 500VDC for 1 min | | | |
| Shock | - | | 196.1m/s ² | | | |
| Vibration | - | | Non Operating, 10-55Hz (sweep for 1 min.) Amplitude 0.825mm constant (Max 49 m/s ²) X,Y,Z 1 hour each | | | |
| Safety Agency Approvals | - | | UL60950-1, CSA60950-1, EN60950-1, CE LVD | | | |
| Weight (Typ) | | g | 200 | | | |
| Size (WxHxD) | | mm | 2.4 x 0.5 x 4.6 (61 x 12.7 x 116.8) See outline drawing | | | |
| Warranty | | yr | 2 years | | | |

Note: See Installation Manual for full details, test methods of parameters and application notes.

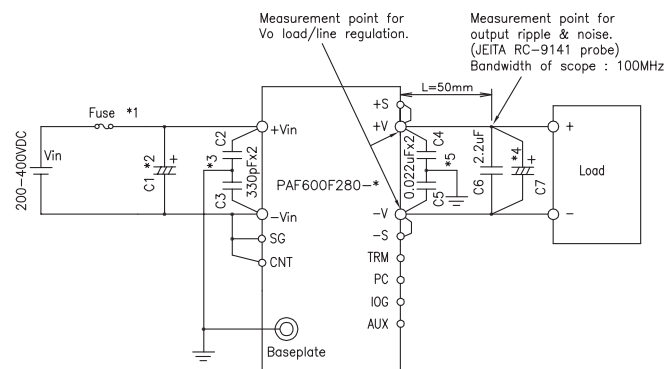
PAF Outline Drawing



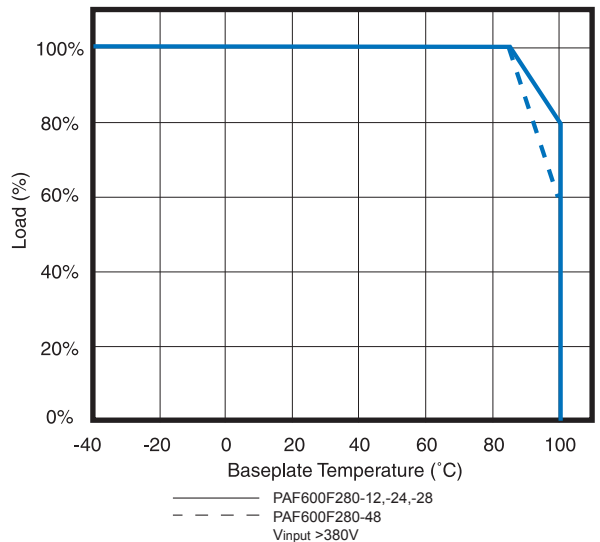
Derating Curve PAF450F280



Connection Example



Derating Curve PAF600F280



Pinout

| Pin Description | Function |
|-----------------|-----------------------------|
| -Vin | Negative Input Terminal |
| +Vin | Positive Input Terminal |
| CNT | Remote On/Off |
| +V | Positive Output Terminal |
| -V | Negative Output Terminal |
| AUX | 11-14V Aux Voltage |
| PC | Parallel Control Connection |
| TRIM | Output Adjustment Trim Pin |
| +S | Positive Remote Sense |
| -S | Negative Remote Sense |
| SG | Remote ON/OFF Return |

Other DC-DC Products

| | |
|------------|--------------------------------------|
| PAF | 400-700W Full brick DC-DC |
| PAH300/450 | 300-450W Half Brick 24 & 48V Input |
| PH-F | Full function 200-400V Input DC-DC |
| PH-S | Simple function 200-400V Input DC-DC |
| PF | Power factor AC - 380VDC Front End |
| PFE | 300-1000W, AC-DC Power module |

Options

| Suffix | Description |
|--------|--------------------------------|
| Blank | M3 tapped mounting inserts (4) |
| /T | 3.3mm non-threaded inserts (4) |

Heatsink Table

| Heatsink | Size (mm) | Thermal Resistance |
|----------|-------------------|--------------------|
| HAF-10L | 116.8 x 25.4 x 61 | 2.2°C/W |
| HAF-15L | 116.8 x 38.1 x 61 | 1.9°C/W |
| HAF-15T | 116.8 x 38.1 x 61 | 1.5°C/W |

For Additional Information, please visit us.tdk-lambda.com/lp/products/paf400-series.htm

