



Chipsmall Limited consists of a professional team with an average of over 10 year of expertise in the distribution of electronic components. Based in Hongkong, we have already established firm and mutual-benefit business relationships with customers from,Europe,America and south Asia,supplying obsolete and hard-to-find components to meet their specific needs.

With the principle of "Quality Parts,Customers Priority,Honest Operation,and Considerate Service",our business mainly focus on the distribution of electronic components. Line cards we deal with include Microchip,ALPS,ROHM,Xilinx,Pulse,ON,Everlight and Freescale. Main products comprise IC,Modules,Potentiometer,IC Socket,Relay,Connector.Our parts cover such applications as commercial,industrial, and automotives areas.

We are looking forward to setting up business relationship with you and hope to provide you with the best service and solution. Let us make a better world for our industry!



Contact us

Tel: +86-755-8981 8866 Fax: +86-755-8427 6832

Email & Skype: info@chipsmall.com Web: www.chipsmall.com

Address: A1208, Overseas Decoration Building, #122 Zhenhua RD., Futian, Shenzhen, China



Model

Switch Mode Power Supply


PAS150

150 Watts_{max} output power

Power Factor Correction

Single Output

H.A.L.T. Highly Accelerated Life Testing
TESTED



Electrical Specifications

Input Voltage:	85-132/180-264 VAC, 47-63 Hz, 1 phase
Input Current:	<3.2A RMS @ 115 VAC @ full load <1.6A RMS @ 230 VAC @ full load
Inrush Current:	<25A, pk @ 132 VAC @ cold start <50A, pk @ 265 VAC @ cold start
Harmonic Distortion:	Meets EN61000-3-2 for Class A
EMI Filtering:	Meets CISPR 11 and 22 and FCC Part 15 Class B (conducted)
Input Protection:	Internal AC line fuse; 250 VAC, 6.3A
Surge Withstand:	Meets EN61000-4-5 Level 3
Output Power:	150W with 15CFM air; 80W Convection
Line Regulation:	± 0.3%
Load Regulation:	± 0.5%
PARD:	<1% or 50mV; 20MHz bandwidth
Hold-up Time:	20 ms @ full load (120 VAC)
Output Polarity:	Output is floating
Minimum Load:	0% of rated load
Transient Response:	3% for 25% load change @ 1A/μs; 50% duty cycle 50/60 Hz
Output Rise Time:	<100 ms (10% to 90%)
Current Limit:	105-130% of rated current; Hiccup
Remote Sense:	Compensates for up to 250mV of total cable drop
Remote On/Off:	Optional

Thermal Shutdown	Standard
DC OK:	Standard; Open Collector
Turn-on Delay:	<1 second after application of AC Input
Stability:	<0.1% for 8 hours after 1/2-hour warm up
Isolation:	>20 MΩ @ 100 VDC between output terminals and chassis ground
AC Power Fail:	TTL _{LOW} logic "0" at least 2 ms before output drops 5%; Open Collector
Oversvoltage Protect:	Factory set, 125% ±5%, cycle AC to reset
Reverse Voltage:	Output has reverse voltage protection; Reverse current limited to 100% of output rating
Efficiency:	Up to 85%
MTBF:	MIL-STD-HDBK 217E >200,000 hours @ 25°C Highly Accelerated Life Testing

Available Voltage Outputs*

Voltage Codes	Voltages (Volts)	Continuous Current (Amps)
-2	3.3	30
-3	5.0	30
-4	12.0	12.5
-5	15.0	10.5
-6	24.0	6.5
-7	28.0	5.5
-8	36.0	4.5
-9	48.0	3.5

* Consult factory for other voltages and OEM quantities.

Note: Standard models are shown **bold**

PART # STRUCTURE:

MODEL - **VOLTAGE CODE** - **OPTION CODES** (See back)
PAS150 - **X** - **ABC...**

Example: Part Number **PAS150-4-CF**= 150W Power Factor Corrected, 12V @ 12.5A with a fan assembly and power fail invert.
 CLICK HERE TO SEE THE PAS150 CODE TABLE AND AVAILABLE OPTIONS.

Model PAS150



Options

- 12V@0.5A Aux./Fan Drive (A)
- Fan Assembly (C)
- PF Invert (F)
- Single Wire Current Share $\pm 5\%$ (I)
- Molex Connector (K)
- OR-ing Diode (O)
- Remote On/Off Invert (S)
- Drop Current Share $\pm 10\%$ (B)
- DC OK Invert (E)
- Field-Configurable (G)
- Square Current Limit (J)
- Metric Mounting (M)
- Remote On/Off (R)

Certifications

- NRTL*** Recognition to UL60950-1
- CSA C22.2 No. 60950-1-03
- BAUART Certification to EN60950-1
- CB Test Report in Accordance with IEC60950-1
- CE Declaration to Low Voltage Directive 72/23 EEC

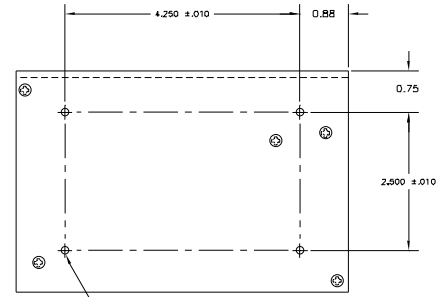
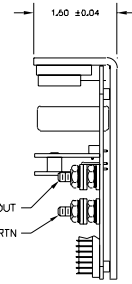
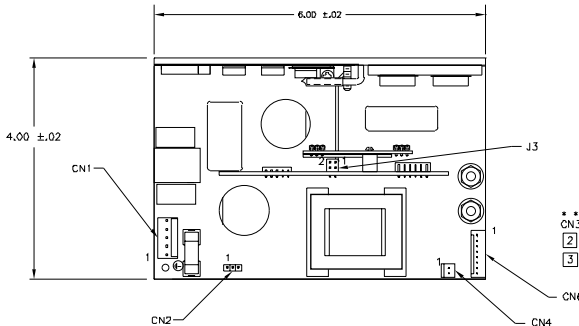
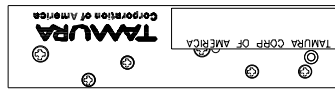
*** Nationally Recognized Test Laboratory

Compliance

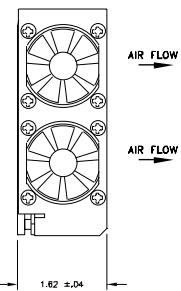
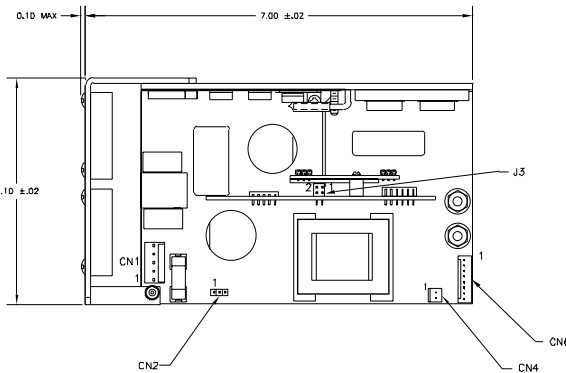
- EN61000-4-5 Level 3
- EN61000-3-2 for Class A
- EN61000-4-4 Level 3
- CISPR 11 and 22 FCC Part 15 Class B (conducted)
- EN61000-4-2 Level 2
- EN61000-4-2 Level 3 (Air Only)
- EN61000-4-11

Physical Specifications

- Dimensions: (HxWxL) 1.5" x 4.0" x 6"
- Operating Temp: 0 to 70°C; rated power to 50°C derate linearly to 50% at 70°C.
- Relative Humidity: 5% to 90%, non-condensing
- Storage: -50 to 85°C/20-90% RH
- Altitude: 10,000' operating; 40,000' storage



FOR MOUNTING USE: 8-32 UNC MAX. SCREW PENETRATION 0.125, 4PL BOTTOM SURFACE ONLY



POWER SUPPLY WITH FAN OPTION

PIN NO.	CN1
1	GROUND
2	"PIN REMOVED"
3	NEUTRAL
4	"PIN REMOVED"
5	LINE

MOLEX CONNECTOR 26-60-4030 MATES WITH 2139

PIN NO.	CN3
1	+VOUT
2	RTN

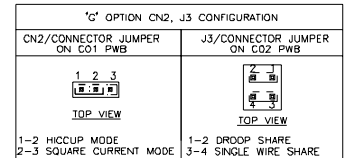
#8 SCREW OR MOLEX CONNECTOR 26-62-4030 CENTER PIN REMOVED MATES WITH 2139

PIN NO.	CN4
1	AUX OUT
2	AUX RTN

MOLEX CONNECTOR 22-23-2091 MATES WITH 2695

PIN NO.	CN6
1	CURRENT SHARE
2	POWER FAIL
3	REMOTE ON/OFF
4	REM ON/OFF RTN
5	DC OK
6	RTN
7	-REMOTE SENSE
8	+REMOTE SENSE

MOLEX CONNECTOR 22-23-2081 MATES WITH 2695



UNIT WEIGHT	
1.5 LBS (WITHOUT FAN OPTION)	
1.6 LBS (WITH INSTALLED FAN OPTION)	

- 3 OPTIONAL- MOLEX CONNECTOR (OPTION 'K'-LIMITED TO 7A) MAY BE SPECIFIED FOR CN3 INSTEAD OF STANDARD OUTPUT STUDS.
- 2 DO NOT EXCEED 17 INCH-LBS (MAX TORQUE) WHEN TIGHTENING TOP NUTS ON OUTPUT STUDS.
- 1. FOR CLARITY NOT ALL ITEMS ARE SHOWN IN EACH VIEW. NOTES: UNLESS OTHERWISE SPECIFIED

- * WARNING: DAMAGE WILL OCCUR IF REMOTE SENSE LEADS (CN6-7 & CN6-8) ARE REVERSED OR USED WITH LOAD DISCONNECTED FROM OUTPUT (CN3).
- ** NOTE: FOR PROPER REGULATION OF AUX OUTPUT, APPLY AT LEAST 10% OF RATED LOAD TO VOUT.

© Copyright 2011 TAMURA CORPORATION OF AMERICA. Specifications subject to change without notice.



TAMURA CORPORATION OF AMERICA
 1040 South Andreasen Drive, STE. 100 Escondido, CA 92029-1951
 (951) 699-1270 / Fax: (951) 676-9482
 (800) 472-6624 www.tamuracorp.com

