



Chipsmall Limited consists of a professional team with an average of over 10 year of expertise in the distribution of electronic components. Based in Hongkong, we have already established firm and mutual-benefit business relationships with customers from,Europe,America and south Asia,supplying obsolete and hard-to-find components to meet their specific needs.

With the principle of “Quality Parts,Customers Priority,Honest Operation,and Considerate Service”,our business mainly focus on the distribution of electronic components. Line cards we deal with include Microchip,ALPS,ROHM,Xilinx,Pulse,ON,Everlight and Freescale. Main products comprise IC,Modules,Potentiometer,IC Socket,Relay,Connector.Our parts cover such applications as commercial,industrial, and automotives areas.

We are looking forward to setting up business relationship with you and hope to provide you with the best service and solution. Let us make a better world for our industry!



## Contact us

Tel: +86-755-8981 8866 Fax: +86-755-8427 6832

Email & Skype: info@chipsmall.com Web: www.chipsmall.com

Address: A1208, Overseas Decoration Building, #122 Zhenhua RD., Futian, Shenzhen, China



# Piezoelectric Products

## PB Series

### Buzzers

### Pin Terminal/Lead

#### FEATURES

- The PB series are high-performance buzzers with a unimorph piezoelectric ceramic element and an integral self-excitation oscillator circuit.
- They exhibit extremely low power consumption in comparison to electromagnetic units.
- They are constructed without switching contacts to ensure long life and no electrical noise.
- Compact, yet produces high acoustic output with minimal voltage.



#### APPLICATIONS

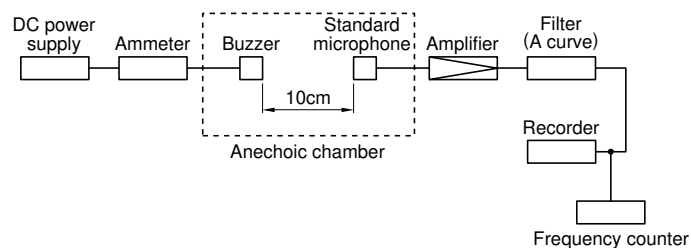
Fire alarms, smoke detectors, home security systems, call buzzers, car alarm systems, clocks, and cash registers.

#### ELECTRICAL CHARACTERISTICS

Part No.	Resonant frequency (kHz)	Operating voltage E <sub>dc</sub> (V)	Sound pressure (dB(A)/100cm)	Consumption current (mA)max.	Testing voltage (V)	Terminal construction
PB2130UP002A	3.3±0.8	4 to 15	75min.	20	12	Pin terminal
PB2320UP002A5	2±0.5	4 to 17	70±5	20	12	Pin terminal
PB2130UP002C	3.3±0.8	4 to 15	65min.	20	12	Pin terminal
PB2130UL100A	3.3±0.8	4 to 15	75min.	20	12	Lead

• Measured at 25°C, operating temperature range -20 to +60°C

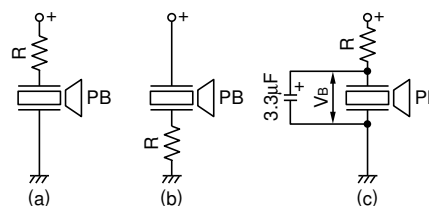
#### SOUND MEASURING METHOD



• 20dB is subtracted from the 10cm measured value, and converted to 1m value.

#### VOLTAGE BUZZER SOUND CONTROLS

When resistance is connected in series (as shown in illustrations (a) and (b)), abnormal oscillation may occur when adjusting the sound volume. In this case, insert a capacitor in parallel to the voltage oscillation board (as shown in illustration (c)). By doing so, abnormal oscillation can be prevented by grounding one side. However, the voltage  $V_B$  added to the voltage oscillation board must be within the maximum input voltage range, and as capacitance of 3.3 $\mu$ F or greater should be connected.



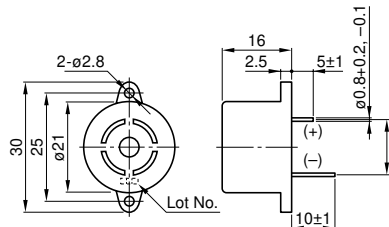
# Piezoelectronic Products

## PB Series

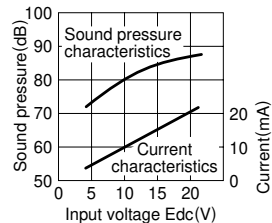
### Buzzers Pin Terminal

#### SHAPES AND DIMENSIONS

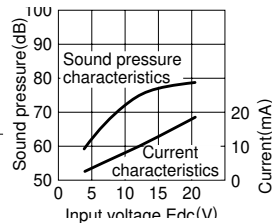
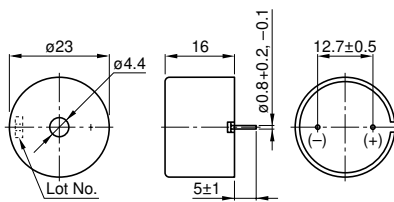
##### PB2130UP002A



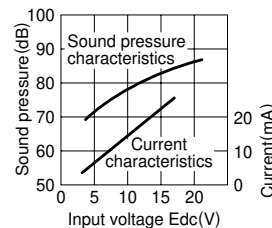
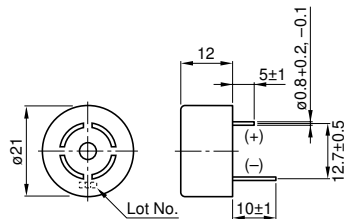
#### SOUND PRESSURE-CURRENT CHARACTERISTICS



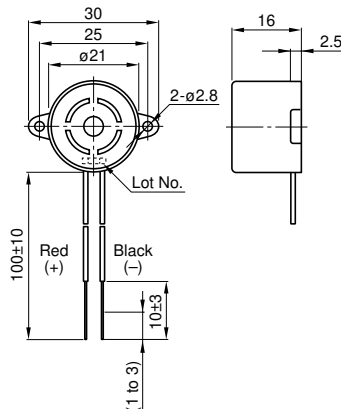
##### PB2320UP002A5



##### PB2130UP002C



##### PB2130UL100A



Dimensions in mm  
Tolerance: ±0.3

#### PRECAUTIONS FOR USE

TDK's PB series piezoelectric buzzer has an oscillation circuit. It therefore sounds when a DC voltage is supplied. Bear the following precautions in mind before use.

- The input polarity. Make sure to connect it correctly.
- Do not supply to the buzzer any voltage greater than permissible.
- Use a regulated DC power supply voltage with low ripples.
- Avoid using the buzzer outdoors. It is designed for indoor use. If it has to be used outdoors, provide a waterproofing and other necessary measures. It may not operate properly if terminals have subjected to moisture.
- Avoid washing the buzzer to allow solvent or gas to enter it; otherwise solvent that has entered from the sound release hole may stay in it a long time and affect its performance.
- A piezoelectric ceramic in approximately 100 micron meters thickness is used as a buzzer sound generator. If the ceramic is pressed with a pin or the like through the sound release holes, it may be damaged. Do not stack these buzzers.
- Do not apply any mechanical force to the buzzer; otherwise the buzzer case may be deformed and result in improper buzzer operation.
- Do not place any shielding material or the like just in front of the sound release hole of the buzzer; otherwise the sound pressure may vary and result in unstable buzzer operation. Make sure that the buzzer is not affected by a standing wave or the like.
- It is recommended that the PB23 type buzzer be installed off a printed circuit board because the buzzer case and terminal vibrate; otherwise resonance may occur on the board.
- Do not bend the terminal pin; otherwise the state of vibration between the case and terminal pin or board may vary and result in a characteristic change, causing the buzzer to make no sound.
- The terminal pin of the buzzer must be soldered at 270°C (soldering iron trip) within 3 seconds.
- Do not use the buzzer in an atmosphere containing corrosive gas (H<sub>2</sub>S etc.) for a long time; otherwise the circuit parts or sound generator may corrode and result in improper buzzer operation.
- Do not drop the buzzer; handle it carefully.