



Chipsmall Limited consists of a professional team with an average of over 10 year of expertise in the distribution of electronic components. Based in Hongkong, we have already established firm and mutual-benefit business relationships with customers from,Europe,America and south Asia,supplying obsolete and hard-to-find components to meet their specific needs.

With the principle of “Quality Parts,Customers Priority,Honest Operation,and Considerate Service”,our business mainly focus on the distribution of electronic components. Line cards we deal with include Microchip,ALPS,ROHM,Xilinx,Pulse,ON,Everlight and Freescale. Main products comprise IC,Modules,Potentiometer,IC Socket,Relay,Connector.Our parts cover such applications as commercial,industrial, and automotives areas.

We are looking forward to setting up business relationship with you and hope to provide you with the best service and solution. Let us make a better world for our industry!



Contact us

Tel: +86-755-8981 8866 Fax: +86-755-8427 6832

Email & Skype: info@chipsmall.com Web: www.chipsmall.com

Address: A1208, Overseas Decoration Building, #122 Zhenhua RD., Futian, Shenzhen, China




Panel Actuators and Indicators

Type PB

Mushroom Push Buttons

CARLO GAVAZZI



- Ø 22mm (Ø0.87") Standard and bezel style
- Ø 30mm (Ø1.18") Flush style
- Mushroom shape
- Ø 40mm (Ø1.57") or Ø 60mm (Ø2.36") head
- Self-hold or spring return
- Illuminated version made by LED
- cULus and CE
- IEC/EN 60947-5-1, UL 508, IEC/EN 60073, IEC/EN 60529

Product description

Mushroom push button switches are mechanical switches that are pushed down to open or to close the electric contacts. They are mostly used to

start/stop electric circuits or devices like lamps, motors, etc. They should be ordered in parts (operator + holder + contact block) and installed in an enclosure.

Approvals



Types

- M4** = Mushroom Ø40mm (Ø1.57")
- M6** = Mushroom Ø60mm (Ø2.36")
- IM4** = Illuminated¹ mushroom Ø40mm (Ø1.57")
- IM6** = Illuminated¹ mushroom Ø60mm (Ø2.36")
- PPM4** = Push-pull mushroom Ø40mm (Ø1.57")
- PPM6** = Push-pull mushroom Ø60mm (Ø2.36")

¹ = Light function is obtained by the lamp element pg.19

Colours

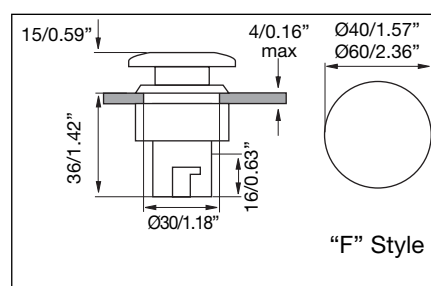
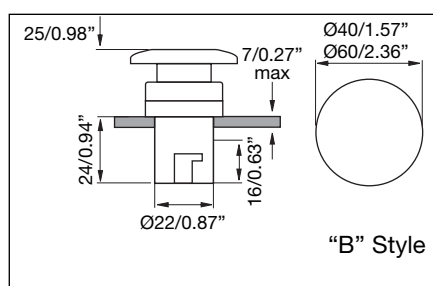
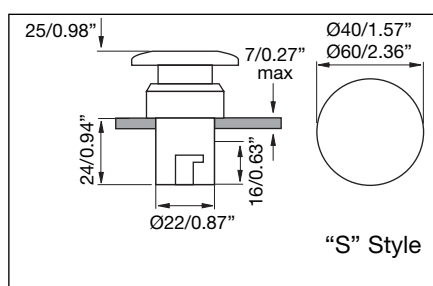
- R** = Red
- W** = Clear/White (only illuminated)
- K** = Black (only not illuminated)
- Y** = Yellow
- G** = Green

Symbols

- EMS²** = Emergency Stop
- RUN²** = Push-Stop-Pull-Run


² = only for PPM4 and PPM6 types

Dimensions - Push Buttons mm/inches



Ordering key

PB 22S IM4 0 R



Dimensions and styles

- 22S** = Ø22mm (Ø0.87") Standard style
- 22B** = Ø22mm (Ø0.87") Bezel style
- 30F** = Ø30mm (Ø1.18") Flush style

Actions

- 0** = Spring return (Not available for PPM4/PPM6 Types)
- 1** = Maintained

General data

Peripheral of actuator	AL
Actuator	Pa
Mechanical life	≥3 x 10 ⁶ cycles
Operating temperature	-25 to +70°C (-13 to +158°F)
Storage temperature	-30 to +80°C (-22 to +176°F)
Degree of protection	IP 65

Holders



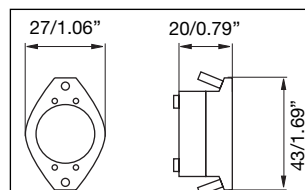
Holder type "M"

Code

PB MB M

Material

Zn + PBT



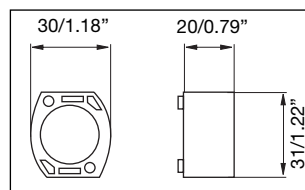
Holder type "P"

Code

PB MB P

Material

PBT



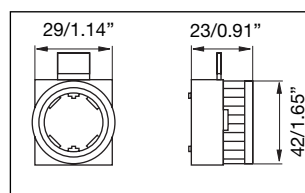
Holder type "N"

Code

PB MB N

Material

PC



Lamp Element



Ordering key

PALAMP R 220A

Type _____
 Colour _____
 Voltage _____

Approvals



Colours

R = Red
 W = Clear/White
 B = Blue

Y = Yellow
 G = Green

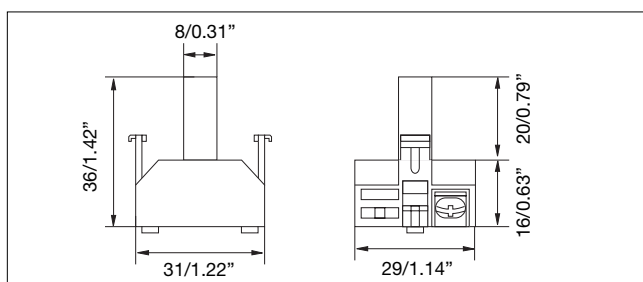
Voltage

06 = 6VAC/DC	110 = 110VAC/DC
12 = 12VAC/DC	220D = 220VDC
24 = 24VAC/DC	220A = 220VAC
48 = 48VAC/DC	380A = 380VAC

Technical data

Rated imp. withstand voltage U_{imp}	2500VAC 50Hz 1min.
Rated insulation Voltage U_i	500VAC
Allowable voltage fluctuation	±20%
Continuous operating life	≥100.000h
Ultrahigh brightness	≥100cd/m ² (≥9.29ftc)
Applying frequency	50-60Hz
Current consumption (AC/DC)	≤18mA
Operating temperature	-25 to +70°C (-13 to +158°F)
Storage temperature	-30 to +80°C (-22 to +176°F)

Dimensions mm/inches



Wiring Notes

- 1) Use 60°C or 75°C copper (CU) conductor and wire size range 18AWG, stranded or solid.
- 2) Terminal tightening torque 0.6Nm (5.3in.lb)
- 3) Recommended external fuse - listed or R/C fuses, Supplemental (JDYX, JDYX2) rated 3A maximum.

Panel Actuators and Indicators

Type PA2

Contact Block



- High switching power
- Double switch
- Industrial applications
- 10A switching capacity
- Up to 500VAC
- Modular mounting (up to 3 elements)
- Screw terminals
- High reliability
- cULus and CE
- According to EN ISO 13850 (only NC slow action)
- IEC/EN 60947-5-1, IEC/EN 60947-5-5, UL 508

Product description

Switching element equipped with two independent elements. Available in different switching configurations. Pole and throw configurations can be single pole single throw (SPST) or double pole single throw (DPST). Elements can be snapped to each other on the bottom, up to 3.

Approvals



Technical data

Contact resistance	≤50mΩ
Travel	5.8 ± 0.2mm (2.28" ± 0.08")
Rated insulation Voltage U_i	660VAC/DC (acc. to IEC 60947-5-1) 600VAC/DC (acc. to UL508)
Rated imp. withstand voltage U_{imp}	2500VAC 50Hz 1min.
Minimum switching power	
Min Current	100mA
Min Voltage	24V
Switch housing	PC
Contact parts	Cu
Contact material	
Standard	Hard silver
Optional	Gold/silver
Optional for aggressive atmospheres	Silver/palladium
Operating temperature	-25 to +70°C (-13 to +158°F)
Storage temperature	-30 to +80°C (-22 to +176°F)

Terminals

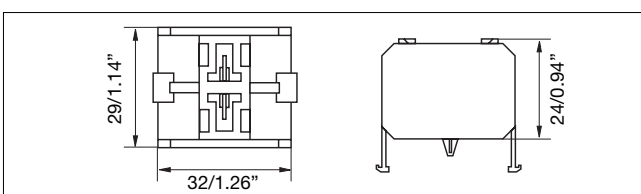
Screw terminals

Max. section sigle-core wire
Max. section stranded wire
Copper conductor wire

2 x 2.5mm² (0.004sq.inch)
2 x 1.5mm² (0.002sq.inch)
14 AWG @ 60°C or 75°C
CU conductor
1.2Nm (10.6in.lb.)

Terminal tightening torque

Dimensions mm/inches



Ordering key

PA 2 110 / 1

Type _____
Number of contacts _____
Contact code _____
Options (1 = Snap action _____
2 = Slow action with forced opening ⊕ NC contact)

Contact code

Contact configuration	Contact code
2 NO contacts (DPST)	200
2 NC contacts (DPST)	020
1 NC contact (SPST)	010
1 NO contact (SPST)	100
1 NC + 1 NO contacts (DPST)	110

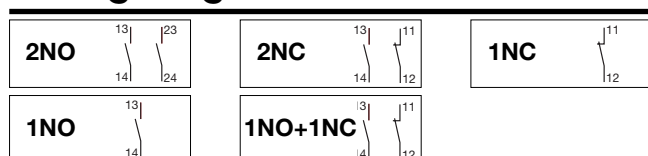
Contact characteristics

Contact Rating AC1	10A @ 250VAC		
Contact Rating	AC15	DC13	
(acc. to IEC 60947-5-1)	@ 24V 10A	6A	
	@ 110V 8A	1A	
	@ 220V 6A	0.5A	
	@ 380V 4A	-	
	@ 500V 2.5A	-	
AC Contact Rating (acc. to UL 508)	A600	B600	
B600 (all snap codes)	@ 120V 6A	3A	
A600 (all slow codes)	@ 240V 3A	1.5A	
	@ 480V 1.5A	0.75A	
	@ 600V 1.2A	0.6A	
DC Contact Rating (acc. to UL 508)	Q600	Q300	
Q600 (all snap codes)	@ 125V 0.55A	0.55A	
Q600 (100, 200 slow codes)	@ 250V 0.27A	0.27A	
Q300 (010, 020, 110 slow codes)	@ 480V 0.10A	-	
	@ 600V 0.10A	-	

Contact rating code designation	Thermal continuous test current, Amperes	Maximum current, amperes (acc. to UL508)								Maximum volt-amperes	
		120V		240V		480V		600V			
		Make	Break	Make	Break	Make	Break	Make	Break	Make	Break
A600	10	60	6.00	30	3.00	15	1.5	12	1.2	7200	720
B600	5	30	3.00	15	1.50	7.50	0.75	6	0.6	3600	360

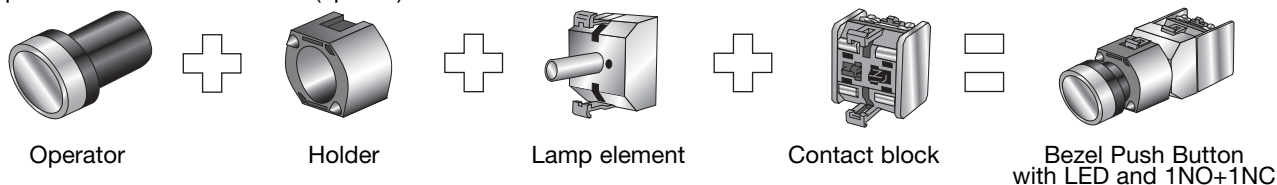
Contact rating code designation	Thermal continuous test current, Amperes	Maximum current, amperes (acc. to UL508)			Maximum make or break volt-amperes @ 300V or less
		125V	250V	301 to 600V	
Q600	2.5	0.55	0.27	0.10	69
Q300	2.5	0.55	0.27	-	69

Wiring diagram

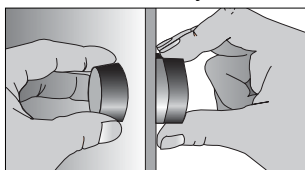


Assembling and Mounting

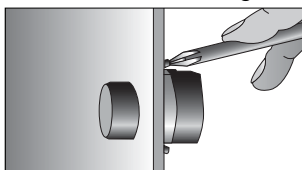
It come easy to get a complete product. Just to choose the operator, the holder, the lamp element if illuminated function is required and the contact block (up to 3).



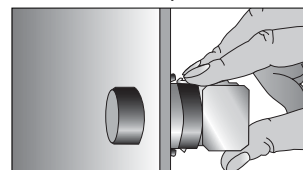
To install it, the only tool needed is a screwdriver. The same used to wiring the contact block can be used to fix the push-button.



The operator will be inserted into the panel.



The holder will be secured at the back by two screws or nut.



The contact block is snapped on.

Accessories for Panel Actuators



Terminal shield

Installed behind the wiring screws of the contact block to avoid electric shock. PC

PA 2 SHIELD



Mounting ring Ø22mm (0.87")

Installed on plastic panel to strengthen mounting. FE

PA MR 22



Mounting ring Ø25mm (0.98")

When the mounting hole is Ø25mm (0.98"), it should be add to the panel. FE

PA MR 25



Front bezel set Ø30mm (1.18")

For Ø30mm (1.18") panel hole, to have a thinner effect. AL


PA FBZL 30



Warning plate

For emergency stop push buttons. ABS Thickness 1.5mm/0.059"

Ø60mm/Ø2.36" PA WP 6
Ø90mm/Ø3.54" PA WP 9



Yellow protection ring

To protect button and to prevent strike or mistaking operation. ABS Rubber

Ø40mm/Ø1.57" PA YPR 4
Ø60mm/Ø2.36" PA YPR 6



Panel hole cap Ø22mm (0.87")

For blocking up prepared or useless holes on the panels. ABS

PA PHC 22