



Chipsmall Limited consists of a professional team with an average of over 10 year of expertise in the distribution of electronic components. Based in Hongkong, we have already established firm and mutual-benefit business relationships with customers from,Europe,America and south Asia,supplying obsolete and hard-to-find components to meet their specific needs.

With the principle of “Quality Parts,Customers Priority,Honest Operation,and Considerate Service”,our business mainly focus on the distribution of electronic components. Line cards we deal with include Microchip,ALPS,ROHM,Xilinx,Pulse,ON,Everlight and Freescale. Main products comprise IC,Modules,Potentiometer,IC Socket,Relay,Connector.Our parts cover such applications as commercial,industrial, and automotives areas.

We are looking forward to setting up business relationship with you and hope to provide you with the best service and solution. Let us make a better world for our industry!



## Contact us

Tel: +86-755-8981 8866 Fax: +86-755-8427 6832

Email & Skype: info@chipsmall.com Web: www.chipsmall.com

Address: A1208, Overseas Decoration Building, #122 Zhenhua RD., Futian, Shenzhen, China



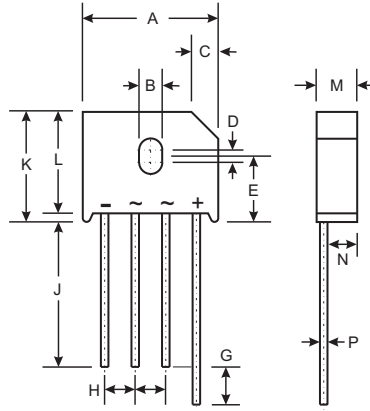
**NOT RECOMMENDED FOR NEW DESIGN**  
**USE GBU10005 - GBU1010**

### Features

- Low Forward Voltage Drop, High Current Capability
- Surge Overload Rating to 300A Peak
- Ideal for Printed Circuit Board Applications
- Case to Terminal Isolation Voltage 1500V
- Plastic Material: UL Flammability Classification Rating 94V-0
- UL Listed Under Recognized Component Index, File Number E95060
- **Lead Free Finish, RoHS Compliant (Date Code 0514+) (Note 3)**

### Mechanical Data

- Case: Molded Plastic
- Terminals: Silver Plated Leads Solderable per MIL-STD-202, Method 208
- Polarity: As Marked on Case
- Mounting: Through Hole for #6 Screw
- Mounting Torque: 5.0 Inch-pounds Maximum
- Weight: 8.0 grams (approx.)
- Marking: Type Number



PBU		
Dim	Min	Max
A	22.70	23.70
B	3.80	4.10
C	4.20	4.70
D	1.70	2.20
E	10.30	11.30
G	4.50	6.80
H	4.80	5.80
J	25.40	—
K	—	19.30
L	16.80	17.80
M	6.60	7.10
N	4.70	5.20
P	1.20	1.30
All Dimensions in mm		

### Maximum Ratings and Electrical Characteristics @ T<sub>A</sub> = 25°C unless otherwise specified

Single phase, 60Hz, resistive or inductive load.  
 For capacitive load, derate current by 20%.

Characteristic	Symbol	PBU 1001	PBU 1002	PBU 1003	PBU 1004	PBU 1005	PBU 1006	PBU 1007	Unit
Peak Repetitive Reverse Voltage	V <sub>RRM</sub>	50	100	200	400	600	800	1000	V
Working Peak Reverse Voltage	V <sub>RWM</sub>								
DC Blocking Voltage	V <sub>R</sub>								
RMS Reverse Voltage	V <sub>R(RMS)</sub>	35	70	140	280	420	560	700	V
Average Rectified Output Current @ T <sub>C</sub> = 100°C	I <sub>O</sub>	10							A
Non-Repetitive Peak Forward Surge Current 8.3ms Single half sine-wave superimposed on rated load (JEDEC Method)	I <sub>FSM</sub>	300							A
Forward Voltage (per element) @ I <sub>F</sub> = 5.0A	V <sub>FM</sub>	1.0							V
Peak Reverse Current @ T <sub>C</sub> = 25°C at Rated DC Blocking Voltage @ T <sub>C</sub> = 125°C	I <sub>RM</sub>	10 1.0							μA mA
I <sup>2</sup> t Rating for Fusing (Note 2)	I <sup>2</sup> t	373							A <sup>2</sup> s
Typical Thermal Resistance Junction to Case (Note 1)	R <sub>θJC</sub>	8.0							°C/W
Operating and Storage Temperature Range	T <sub>J</sub> , T <sub>STG</sub>	-65 to +150							°C

- Notes:
1. Thermal resistance junction to case mounted on heatsink.
  2. Non-repetitive, for t > 1.0ms and t < 8.3ms.
  3. EC Directive 2002/95/EC (RoHS) revision 13.2.2003. Glass and High Temperature Solder Exemptions Applied, see *EU Directive Annex Notes 5 and 7*.

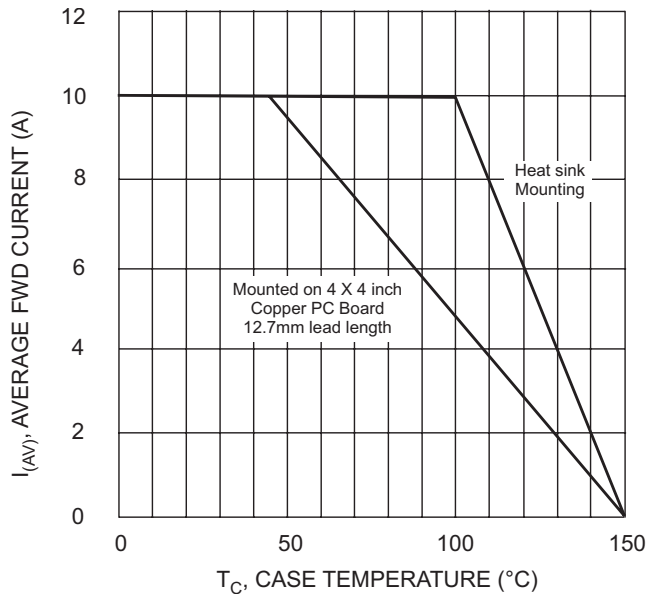


Fig. 1 Forward Current Derating Curve

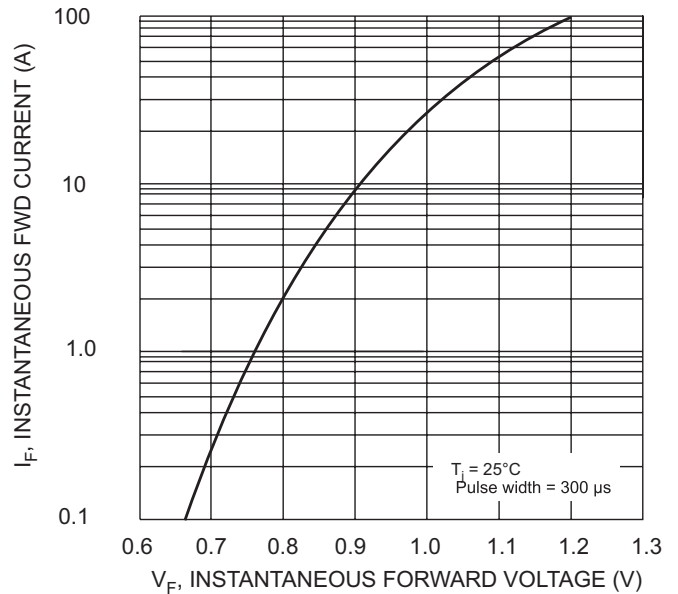


Fig. 2 Typical Forward Characteristics

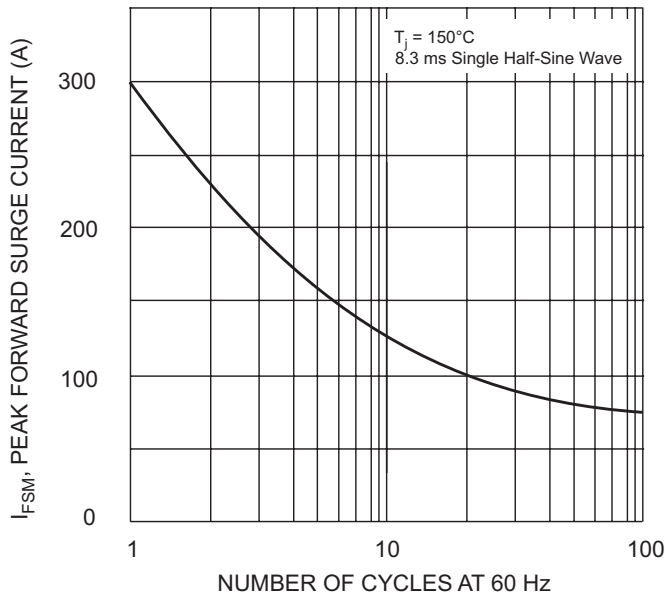


Fig. 3 Max Non-Repetitive Peak Fwd Surge Current

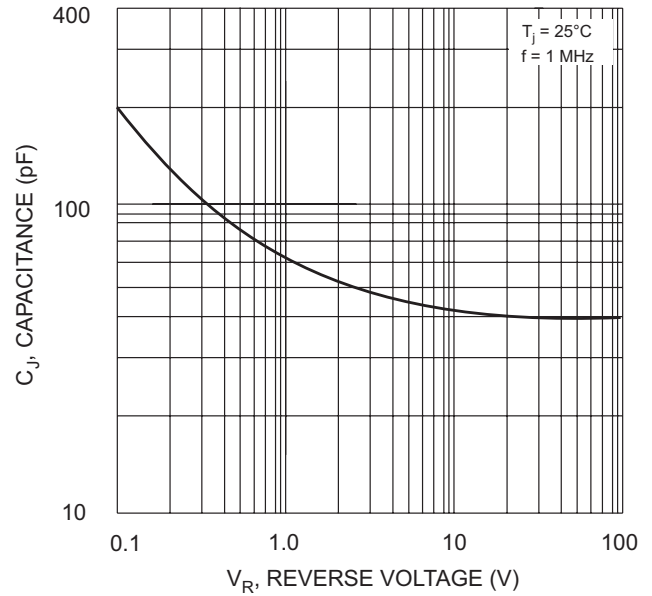


Fig. 4 Typical Junction Capacitance per element

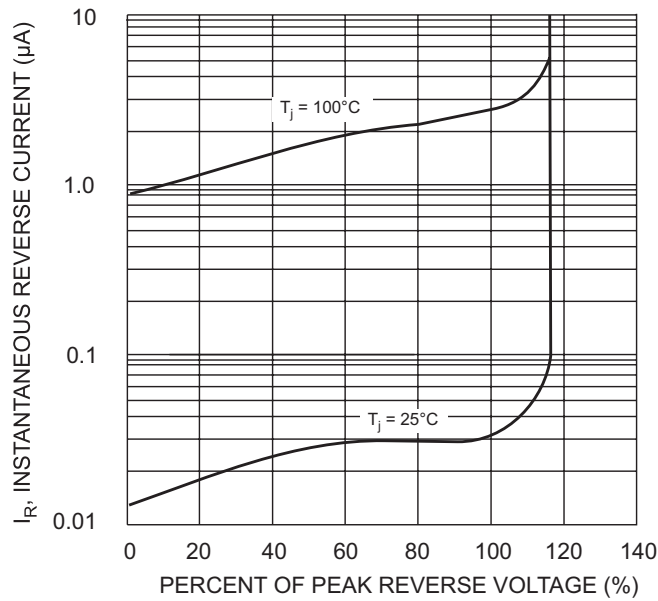


Fig. 5 Typical Reverse Characteristics

**Ordering Information** (Note 4)

Device	Packaging	Shipping
PBU1001	PBU	0.5K Bulk
PBU1002	PBU	0.5K Bulk
PBU1003	PBU	0.5K Bulk
PBU1004	PBU	0.5K Bulk
PBU1005	PBU	0.5K Bulk
PBU1006	PBU	0.5K Bulk
PBU1007	PBU	0.5K Bulk

Notes: 4. For packaging details, visit our website at <http://www.diodes.com/datasheets/ap2008.pdf>

**IMPORTANT NOTICE**

Diodes, Inc. and its subsidiaries reserve the right to make changes without further notice to any product herein to make corrections, modifications, enhancements, improvements, or other changes. Diodes, Inc. does not assume any liability arising out of the application or use of any product described herein; neither does it convey any license under its patent rights, nor the rights of others. The user of products in such applications shall assume all risks of such use and will agree to hold Diodes Incorporated and all the companies whose products are represented on our website, harmless against all damages.

**LIFE SUPPORT**

The products located on our website at [www.diodes.com](http://www.diodes.com) are not recommended for use in life support systems where a failure or malfunction of the component may directly threaten life or cause injury without the expressed written approval of Diodes Incorporated.