



Chipsmall Limited consists of a professional team with an average of over 10 year of expertise in the distribution of electronic components. Based in Hongkong, we have already established firm and mutual-benefit business relationships with customers from,Europe,America and south Asia,supplying obsolete and hard-to-find components to meet their specific needs.

With the principle of “Quality Parts,Customers Priority,Honest Operation,and Considerate Service”,our business mainly focus on the distribution of electronic components. Line cards we deal with include Microchip,ALPS,ROHM,Xilinx,Pulse,ON,Everlight and Freescale. Main products comprise IC,Modules,Potentiometer,IC Socket,Relay,Connector.Our parts cover such applications as commercial,industrial, and automotives areas.

We are looking forward to setting up business relationship with you and hope to provide you with the best service and solution. Let us make a better world for our industry!



Contact us

Tel: +86-755-8981 8866 Fax: +86-755-8427 6832

Email & Skype: info@chipsmall.com Web: www.chipsmall.com

Address: A1208, Overseas Decoration Building, #122 Zhenhua RD., Futian, Shenzhen, China



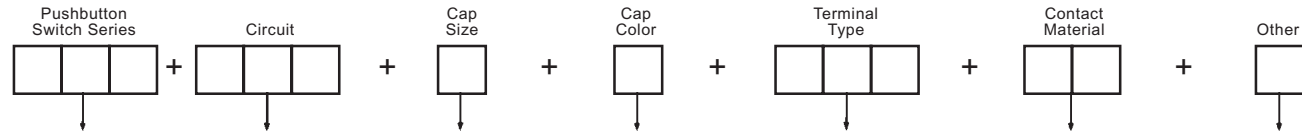
Standard Ordering Table – Pushbutton Switches – Panelmount Maintained and Momentary Action (SPDT)

HOW TO ORDER YOUR DESIGN (Bold Face Type indicates items normally in Distributor Stock)

Following the table from left to right, the designer is able to specify the options wanted. The options are described and illustrated on pages 15-16.

To determine a part number select the options desired and fill in the boxes in the selection guides illustrated below.

Pushbutton Switch Selection Guide



| Base P/N | Circuit | Cap Size | Suffix Numbers & Letters — Add to Base Catalog Number | | | |
|-----------------------------|---|---|---|--|---|--------------------------|
| | | | Cap Color | Terminal Options ② | Contact Material-Type | Other Options |
| PB | -123 — ON-NONE-ON Push to make contact and Push again to reverse action | 0 — No Cap 1 — .200 Dia. 2 — .310 Dia. 3 — .375 Dia. | 0 — No Cap 1 — Black 2 — White 3 — Red | Z — Solder Lugs C — Printed Circuit Z3 — Quick Connect W — .750" Wirewrap W1 — .964" Wirewrap W3 — .425" Wirewrap W4 — 1.0625" Wirewrap A — Right Angle P.C. AV — Vertical P.C. AV2 — Vertical P.C. .100 Spacing .150 Spacing | B — Gold/Nickel/Brass ① G — Gold/Nickel/Silver Q — Coin Silver K — Ⓢ L — Ⓢ M — Ⓢ | Epoxy Sealed Terminals ② |
| PBS Plunger Seal | -126 — ON-NONE-ON* Normally Open or Normally Closed. (For NC circuit use Terminal 2 & 1, for NO. 2 & 3, for NC and NO. 1, 2 & 3) | | | | | |
| PBW Plunger & Panel Seal | | | | | | |

*Momentary Contact

① Ratings are 0.4 VA-28 VAC or DC.

② Epoxy seal standard on all terminal options.

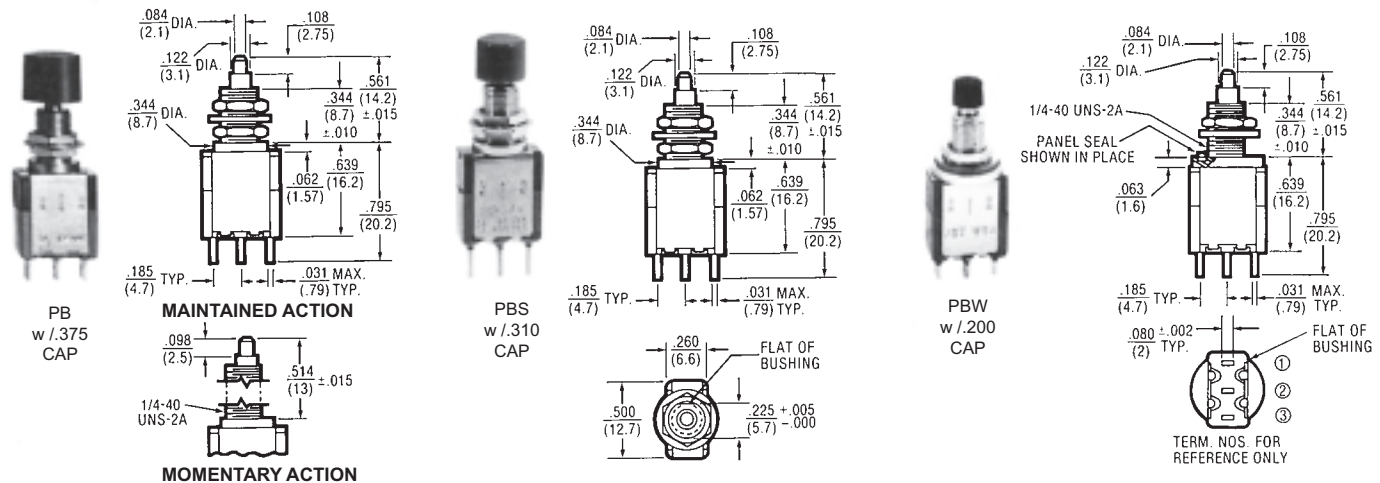
Ⓢ Same as B, G and Q respectively except terminals brass with tin nickel alloy over nickel plate. Consult factory for availability

EXAMPLES:

PB-12331ZQ = Maintained (Push-Push) circuit, .375" Black Cap, Solder Lug Terminals, Silver Contacts, 6 Amp Rating and Epoxy Sealed Terminals

PBW-12613CB = Plunger & Panel Seal, Momentary circuit, .200" Red Cap epoxy sealed Printed Circuit Terminals and 50 Millionths Gold over Brass contacts.

APPROXIMATE DIMENSIONS



SPECIFICATIONS

Contact Rating — Letter codes G and Q — 6 amp at 125 VAC, 3 amp at 250 VAC (U.L. recognized, CSA certified) or 6 amp at 28 VDC resistive. Letter codes B and G — 0.5. volt-amp (VA) maximum @ 28 V maximum (AC or DC).

Life Under Load (Resistive)

Alternate Action Suffix — 123; 100,000 make-and break cycles
Momentary Action Suffix — 126; 60,000 make-and-break cycles

Initial Contact Resistance — 10 milliohms max. 3 VDC, 100 ma for both silver and gold plated contacts.

Insulation Resistance — 1,000 MBG.

Dielectric Strength — 1,000 volts rms at sea level.

Bushing Strength — 12 pound-inches without physical damage to switch.

| | -126 | -123 |
|-----------------|-----------|-----------|
| Operating Force | 1.5 lb. | 1.75 lb. |
| Pretravel | .043 Max. | .106 Max. |
| Overtravel | .009 Min. | .008 Min. |

MATERIALS

Base (body) — Diallyl Phthalate.

Bushing — Brass, nickel plated.

Clamp (frame) — Stainless steel.

Switching Contacts and Rockers

Letter Code B — gold/nickel/brass

Letter Code G — gold/nickel/silver

Letter Code Q — Coin silver

Center Terminal

Letter Codes B, G — Gold flash/nickel/brass

Letter Code Q — Silver plated brass.

Hardware

PB and PBS Series

(2) W-NU-11 hex nuts

(1) W-WA-16 internal tooth lockwasher

PBW Series

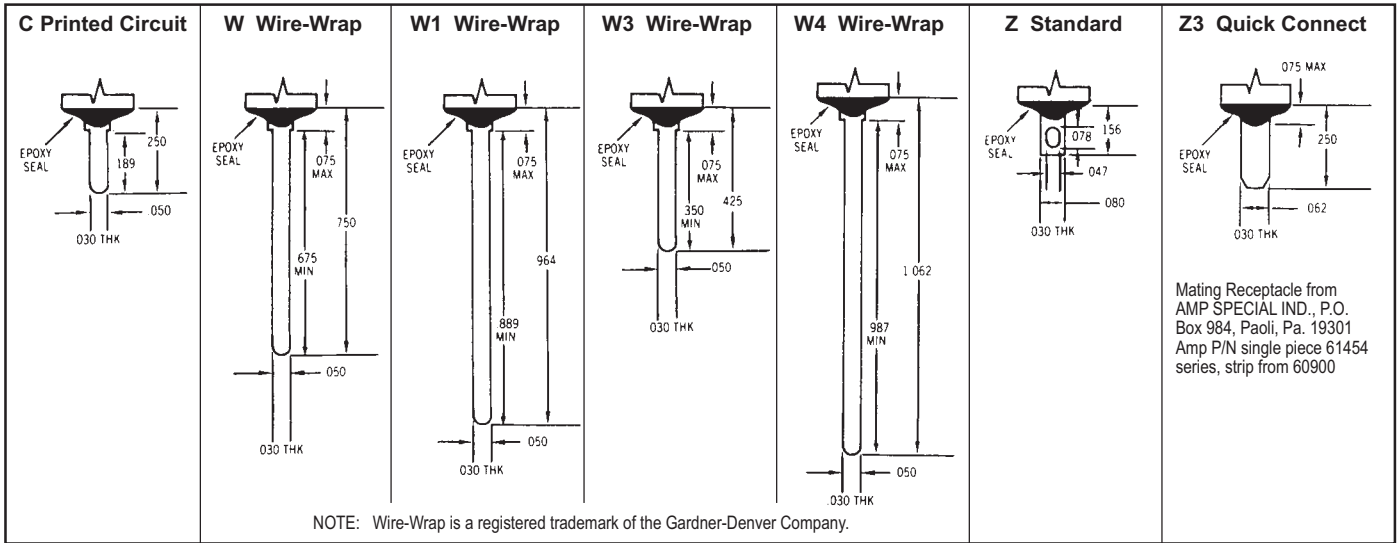
(1) W-NU-11 hex nut

(1) W-WA-16 internal tooth lockwasher

(1) W-WA-44 neoprene panel seal

Pushbutton Switches — Panelmount Maintained and Momentary Action (SPDT)

Termination Options

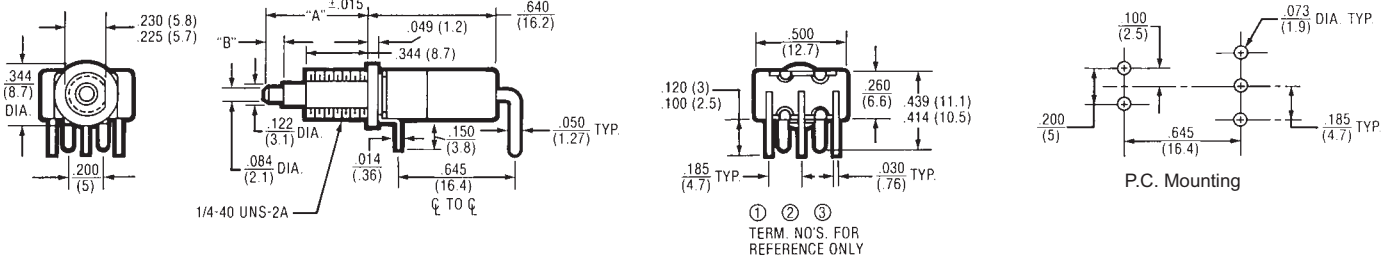


Mating Receptacle from
AMP SPECIAL IND., P.O.
Box 984, Paoli, Pa. 19301
Amp P/N single piece 61454
series, strip from 60900

APPROXIMATE DIMENSIONS

PB, PBS, PBW SWITCHES w/"A" TYPE RIGHT ANGLE P.C. TERMINALS

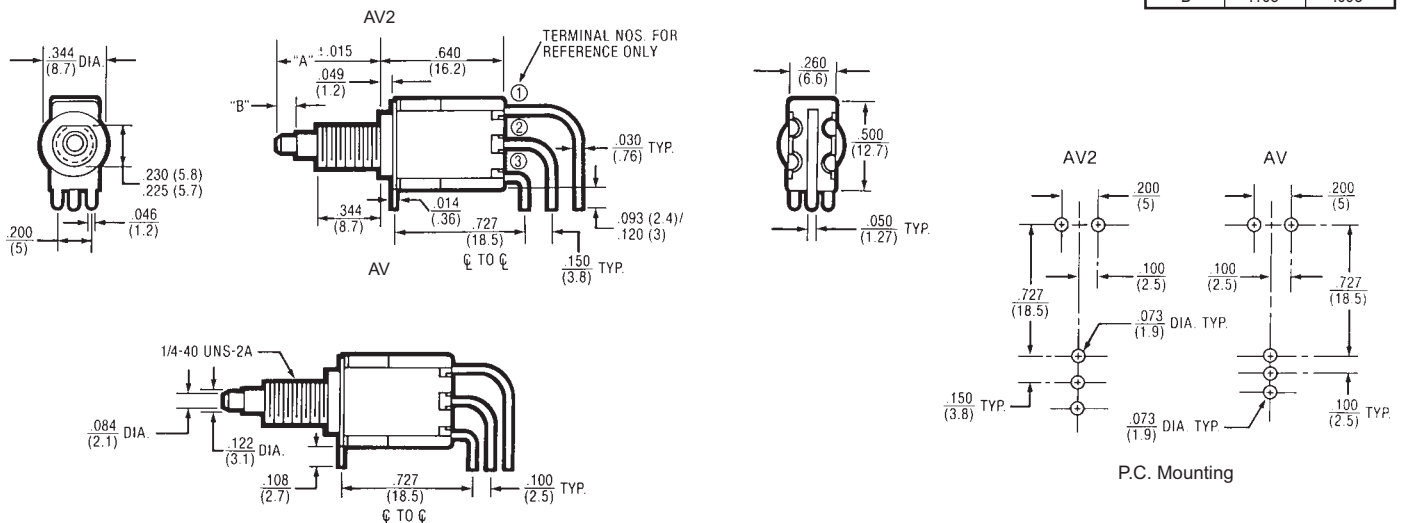
| DIM. | PB-123 | PB-126 |
|------|--------|--------|
| "A" | .561 | .514 |
| "B" | .108 | .098 |



EPOXY SEALED P.C. TERMINALS ARE SUPPLIED AS STANDARD FOR THESE OPTIONS

PB, PBS, PBW SWITCHES w/ "AV" (.100" TERMINAL SPACING) OR "AV2" (.150" TERMINAL SPACING) TYPE VERTICAL P.C. TERMINALS

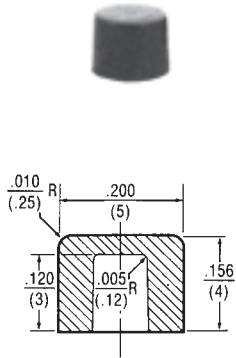
| DIM. | PB-123 | PB-126 |
|------|--------|--------|
| "A" | .561 | .514 |
| "B" | .108 | .098 |



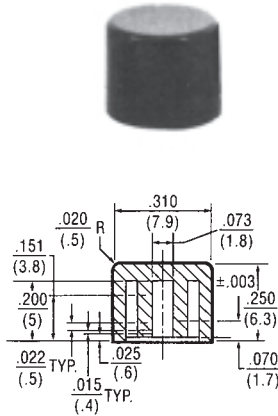
EPOXY SEALED P.C. TERMINALS ARE SUPPLIED AS STANDARD FOR THESE OPTIONS

Pushbutton Switches — Panelmount Maintained and Momentary Action (SPDT)

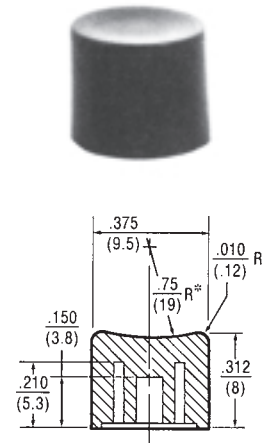
PUSHBUTTON CAP STYLES FOR PB SERIES SWITCHES ON PAGE 14



| PART NUMBER | COLOR |
|-------------|----------------|
| W-KN-12 | BLACK |
| W-KN-12A | WHITE |
| W-KN-12B | RED |
| W-KN-12C | GREEN ① |
| W-KN-12D | BLUE |
| W-KN-12E | DK. GRAY |
| W-KN-12F | YELLOW |
| W-KN-12G | LT. GRAY |



| PART NUMBER | COLOR |
|-------------|----------------|
| W-KN-31 | BLACK |
| W-KN-31A | WHITE |
| W-KN-31B | RED |
| W-KN-31C | GREEN ① |
| W-KN-31D | BLUE |
| W-KN-31E | DK. GRAY |
| W-KN-31F | YELLOW |
| W-KN-31G | LT. GRAY |



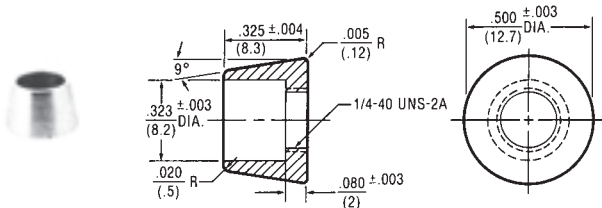
| PART NUMBER | COLOR |
|-------------|----------------|
| W-KN-14 | BLACK |
| W-KN-14A | WHITE |
| W-KN-14B | RED |
| W-KN-14C | GREEN ① |
| W-KN-14D | BLUE |
| W-KN-14E | DK. GRAY |
| W-KN-14F | YELLOW |
| W-KN-14G | LT. GRAY |

① Black, white, red are standard. Contact Electroswitch for availability on other colors shown.

DECORATIVE FACENUTS FOR PB SERIES AND PS SERIES

PART NUMBER W-NU-29A
(For .310 Dia. Caps)

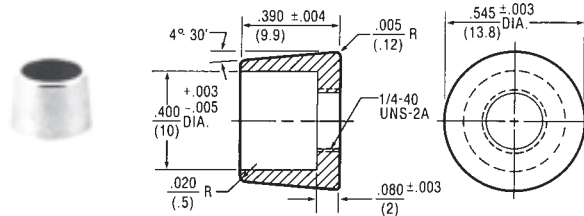
Part No. W-NU-29A
Assembled to PB
Series Switch.



Finish: Bright chrome plate over brass

PART NUMBER W-NU-30A
(For .375 Dia. Caps)

Part No. W-NU-30A
Assembled to PS
Series Switch.
(See page 4)



Finish: Bright chrome plate over brass