



Chipsmall Limited consists of a professional team with an average of over 10 year of expertise in the distribution of electronic components. Based in Hongkong, we have already established firm and mutual-benefit business relationships with customers from,Europe,America and south Asia,supplying obsolete and hard-to-find components to meet their specific needs.

With the principle of "Quality Parts,Customers Priority,Honest Operation,and Considerate Service",our business mainly focus on the distribution of electronic components. Line cards we deal with include Microchip,ALPS,ROHM,Xilinx,Pulse,ON,Everlight and Freescale. Main products comprise IC,Modules,Potentiometer,IC Socket,Relay,Connector.Our parts cover such applications as commercial,industrial, and automotives areas.

We are looking forward to setting up business relationship with you and hope to provide you with the best service and solution. Let us make a better world for our industry!



Contact us

Tel: +86-755-8981 8866 Fax: +86-755-8427 6832

Email & Skype: info@chipsmall.com Web: www.chipsmall.com

Address: A1208, Overseas Decoration Building, #122 Zhenhua RD., Futian, Shenzhen, China



REVISION D

DO NOT SCALE FROM THIS PRINT

PCMT-1XX-XX-X-D-RA-XX-SL-XX

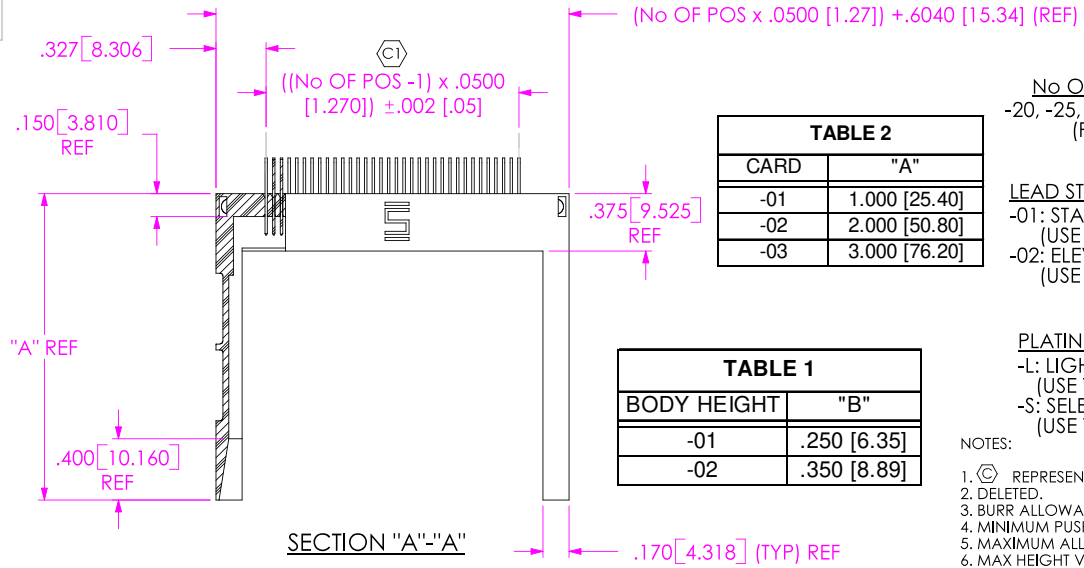


TABLE 2

CARD	"A"
-01	1.000 [25.40]
-02	2.000 [50.80]
-03	3.000 [76.20]

TABLE 1

BODY HEIGHT	"B"
-01	.250 [6.35]
-02	.350 [8.89]

No OF POSITIONS
-20, -25, -30, -34, -40, -50 (PER ROW)

LEAD STYLE
-01: STANDARD (USE PCMT-XX-D-S-XX-SL)
-02: ELEVATED (USE PCMT-XX-E-S-XX-SL)

PLATING SPECIFICATION
-L: LIGHT SELECTIVE GOLD (USE T-1S15-09-L)
-S: SELECTIVE GOLD (USE T-1S15-09-S)

POST OPTION
-SD: STANDARD .120 [3.05]
-BLANK: HOT PLUGGABLE (34 POS ONLY)

-SL: SOLDER LOCK

CARD LENGTH
-01: 1 [25.40] INCH (USE PCMT-XX-X-S-01-SL)
-02: 2 [50.80] INCH (USE PCMT-XX-X-S-02-SL)
-03: 3 [76.20] INCH (USE PCMT-XX-X-S-03-SL)

TAIL OPTION
-RA: RIGHT ANGLE

ROW SPECIFICATION
-D: DOUBLE (USE PCMT-XX-D-X-XX-SL)

- NOTES:
- Ⓢ REPRESENTS A CRITICAL DIMENSION.
 - DELETED.
 - BURR ALLOWANCE: .0015 [0.38] MAX.
 - MINIMUM PUSHOUT FORCE: 1 LB.
 - MAXIMUM ALLOWABLE BOW: .002 [0.05] INCH/INCH AFTER ASSEMBLY.
 - MAX HEIGHT VARIATION .005 [0.13] BETWEEN ROWS.
 - DELETED.
 - TERMINALS TO BE SHEARED TO OBTAIN DIMENSION SPECIFICATION.
 - PARTS TO BE PACKAGED IN TUBES.
 - DIMENSION TO BE MEASURED AT BEND.

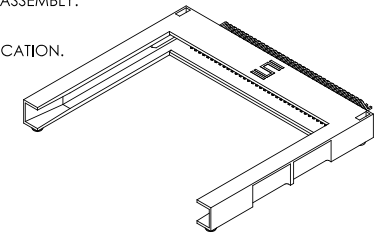


FIG. 1

PCMT-1XX-01-X-D-RA-02-SL SHOWN

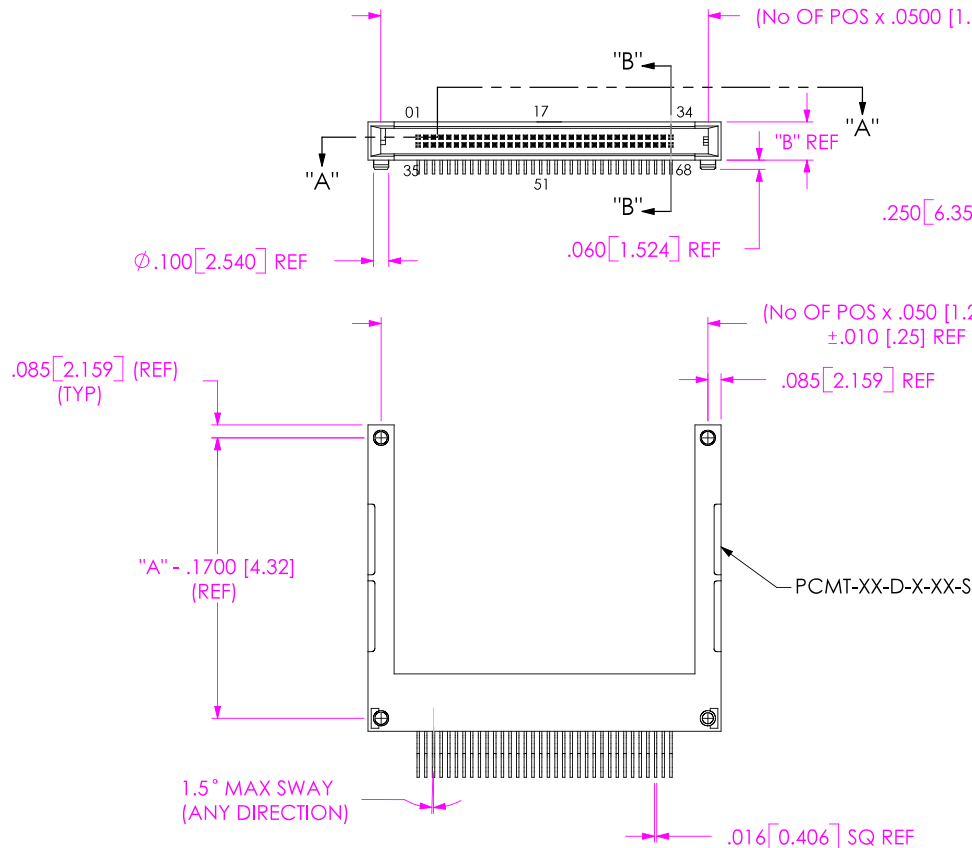
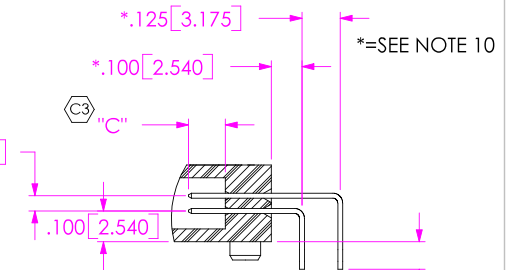
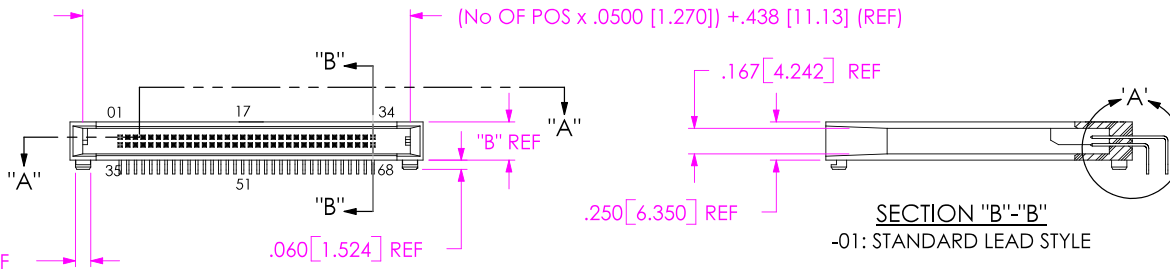


TABLE 4

POST OPTION	POSITION	"C"
-HP	36, 67	.138 [3.51]
-HP	01, 17, 34, 35, 51, 68	.197 [5.00]
-HP	ALL OTHERS	.167 [4.21]
-SD	ALL	.120 [3.05]

UNLESS OTHERWISE SPECIFIED, DIMENSIONS ARE IN INCHES.
TOLERANCES ARE:
DECIMALS ANGLES
.XX: $\pm .01 [0.3]$ 2°
.XXX: $\pm .005 [0.13]$
.XXXX: $\pm .0020 [0.051]$

PROPRIETARY NOTE
THIS DOCUMENT CONTAINS INFORMATION CONFIDENTIAL AND PROPRIETARY TO SAMTEC, INC. AND SHALL NOT BE REPRODUCED OR TRANSFERRED TO OTHER DOCUMENTS OR DISCLOSED TO OTHERS OR USED FOR ANY PURPOSE OTHER THAN THAT WHICH IT WAS OBTAINED WITHOUT THE EXPRESSED WRITTEN CONSENT OF SAMTEC, INC.

MATERIAL: DO NOT SCALE DRAWING SHEET SCALE: 1:1.25
INSULATOR: VECTRA E130I
COLOR: BLACK
TERMINAL: 510 PHOS BRONZE, SPRING TEMPER

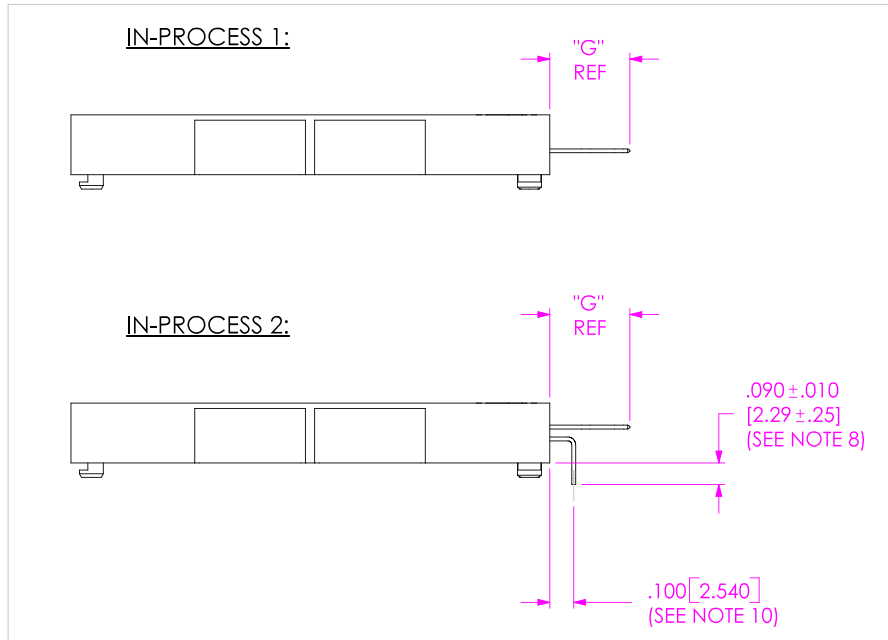
F:\DWG\MISC\mktg\PCMT-MKT.SLDDRW

SAMTEC
520 Park East Blvd. New Albany, IN 47151
Phone (812) 944-6733 Fax (812) 948-5047
e-Mail: INFO@SAMTEC.COM CODE: 55322

DESCRIPTION:
.050 [1.27] CARD GUIDE ASSEMBLY

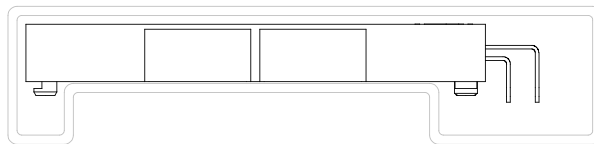
DWG. NO.
PCMT-1XX-XX-X-D-RA-XX-SL-XX

BY: DEAN P 2/1/1999 SHEET 1 OF 2



POST ("C")	"G"
.120 [3.05]	.680 [17.27]
.138 [3.51]	.662 [16.81]
.167 [4.21]	.633 [16.08]
.197 [5.00]	.603 [15.32]

PACKAGING VIEW



CARD LENGTH	TUBE	PLUG
-01	PT-1-24-01-81	TP-07
-02	PT-1-24-02-81	TP-07
-03	PT-1-24-03-81	2 TP-07 (per side)

FIG. 6
 STYLE -01, -RA SHOWN
 [DIFFERENT AS SHOWN, OTHERWISE SAME AS FIG. 1]

PROPRIETARY NOTE
 THIS DOCUMENT CONTAINS INFORMATION CONFIDENTIAL AND PROPRIETARY TO SAMTEC, INC. AND SHALL NOT BE REPRODUCED OR TRANSFERRED TO OTHER DOCUMENTS OR DISCLOSED TO OTHERS OR USED FOR ANY PURPOSE OTHER THAN THAT WHICH IT WAS OBTAINED WITHOUT THE EXPRESSED WRITTEN CONSENT OF SAMTEC, INC.

DO NOT SCALE DRAWING

SHEET SCALE: 1.2:1

SAMTEC

520 Park East Blvd. New Albany, IN 47151
 Phone (812) 944-6733 - Fax (812) 948-5047
 e-Mail: INFO@SAMTEC.COM CODE: 55322

DESCRIPTION:
 .050 [1.27] CARD GUIDE ASSEMBLY

DWG. NO.
PCMT-1XX-XX-X-D-RA-XX-SL-XX

BY: DEAN P 2/1/1999 SHEET 2 OF 2