



Chipsmall Limited consists of a professional team with an average of over 10 year of expertise in the distribution of electronic components. Based in Hongkong, we have already established firm and mutual-benefit business relationships with customers from,Europe,America and south Asia,supplying obsolete and hard-to-find components to meet their specific needs.

With the principle of "Quality Parts,Customers Priority,Honest Operation,and Considerate Service",our business mainly focus on the distribution of electronic components. Line cards we deal with include Microchip,ALPS,ROHM,Xilinx,Pulse,ON,Everlight and Freescale. Main products comprise IC,Modules,Potentiometer,IC Socket,Relay,Connector.Our parts cover such applications as commercial,industrial, and automotives areas.

We are looking forward to setting up business relationship with you and hope to provide you with the best service and solution. Let us make a better world for our industry!




Contact us

Tel: +86-755-8981 8866 Fax: +86-755-8427 6832

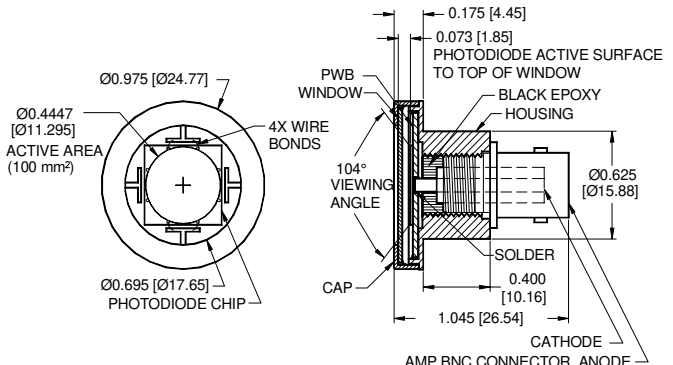
Email & Skype: info@chipsmall.com Web: www.chipsmall.com

Address: A1208, Overseas Decoration Building, #122 Zhenhua RD., Futian, Shenzhen, China





PACKAGE DIMENSIONS inch (mm)



BNC CONNECTOR PACKAGE

ACTIVE AREA = .4447 (11.295) DIA = 100 mm²

FEATURES

- Blue enhanced
- Photoconductive
- High speed
- Low dark current

DESCRIPTION

Large area, instrumentation grade, blue enhanced silicon photodiode. Designed for low capacitance high speed photoconductive applications. Packaged in a BNC connector package.

APPLICATIONS

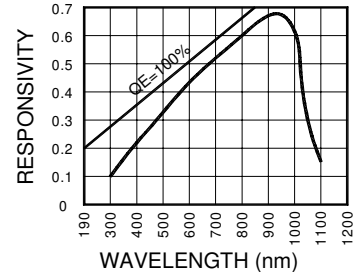
- Instrumentation
- Power meters
- Colorimeters
- Laser power meters

ABSOLUTE MAXIMUM RATING (TA=25°C unless otherwise noted)

SYMBOL	PARAMETER	MIN	MAX	UNITS
VBR	Reverse Voltage		100	V
TS	Storage Temperature	-20	+70	°C
TO	Operating Temperature Range	-10	+60	°C
TS	Soldering Temperature*	N/A	N/A	°C
I _{max}	Light Current		0.5	mA

*1/16 inch from case for 3 secs max

SPECTRAL RESPONSE



ELECTRO-OPTICAL CHARACTERISTICS (TA=25°C unless otherwise noted)

SYMBOL	CHARACTERISTIC	TEST CONDITIONS	MIN	TYP	MAX	UNITS
ISC	Short Circuit Current	H = 100 fc, 2850 K	1.0	1.3		mA
ID	Dark Current	H = 0, VR = 10V		10	30	nA
RSH	Shunt Resistance	H = 0, VR = 10 mV	15	30		MΩ
TC RSH	RSH Temp. Coefficient	H = 0, VR = 10 mV		-8		% / °C
CJ	Junction Capacitance	H = 0, VR = 10V**		300		pF
I _{range}	Spectral Application Range	Spot Scan	350		1100	nm
I _p	Spectral Response - Peak	Spot Scan		950		nm
VBR	Breakdown Voltage	I = 10 μA	30	50		V
NEP	Noise Equivalent Power	VR = 10 @ Peak		3x10 ⁻¹³		W/ √Hz
tr	Response Time	RL = 1 KΩ VR = 50V		25		nS

Information in this technical data sheet is believed to be correct and reliable. However, no responsibility is assumed for possible inaccuracies or omission. Specifications are subject to change without notice. **f = 1 MHz