



Chipsmall Limited consists of a professional team with an average of over 10 year of expertise in the distribution of electronic components. Based in Hongkong, we have already established firm and mutual-benefit business relationships with customers from,Europe,America and south Asia,supplying obsolete and hard-to-find components to meet their specific needs.

With the principle of “Quality Parts,Customers Priority,Honest Operation,and Considerate Service”,our business mainly focus on the distribution of electronic components. Line cards we deal with include Microchip,ALPS,ROHM,Xilinx,Pulse,ON,Everlight and Freescale. Main products comprise IC,Modules,Potentiometer,IC Socket,Relay,Connector.Our parts cover such applications as commercial,industrial, and automotives areas.

We are looking forward to setting up business relationship with you and hope to provide you with the best service and solution. Let us make a better world for our industry!



Contact us

Tel: +86-755-8981 8866 Fax: +86-755-8427 6832

Email & Skype: info@chipsmall.com Web: www.chipsmall.com

Address: A1208, Overseas Decoration Building, #122 Zhenhua RD., Futian, Shenzhen, China





6GHz 2-way Wilkinson Power Divider

PDW06398



DLI • Novacap • Syfer • Voltronics

www.dilabs.com

www.knowlescapacitors.com

DESCRIPTION

DLI's 6GHz 2-way power divider / combiner offers unmatched size and performance in a surface mount configuration. This power divider utilizes DLI's low loss temperature stable materials which offer small size and minimal performance variation over temperature.

FEATURES

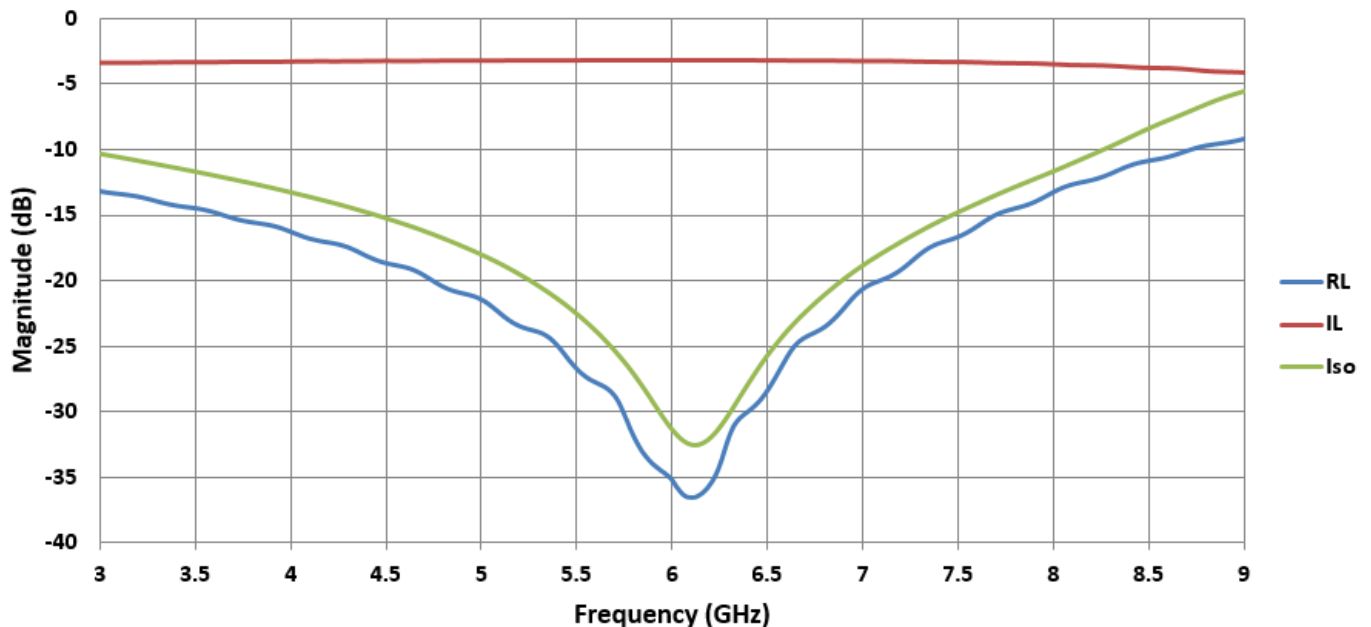
- Small Size
- Frequency Stable over Temperature
- Solder Surface Mount Package
- Excellent Repeatability
- Operating Temp: -55°C to +125°C
- Characteristic Impedance: 50Ω

SPECIFICATIONS*

Parameter	Frequency Range (GHz)	Min	Typ.	Max	
Nominal Power Splitting (dB)	5-7		3.0		
Nominal Phase Shift (Deg)			0.0		
Amplitude Balance (dB)					± .25
Phase Balance (Deg)					± 5.0
Excess Insertion Loss (dB)					0.25
Return Loss (dB)		14	20		
Isolation (dB)		14			
Input Power (W)					TBD

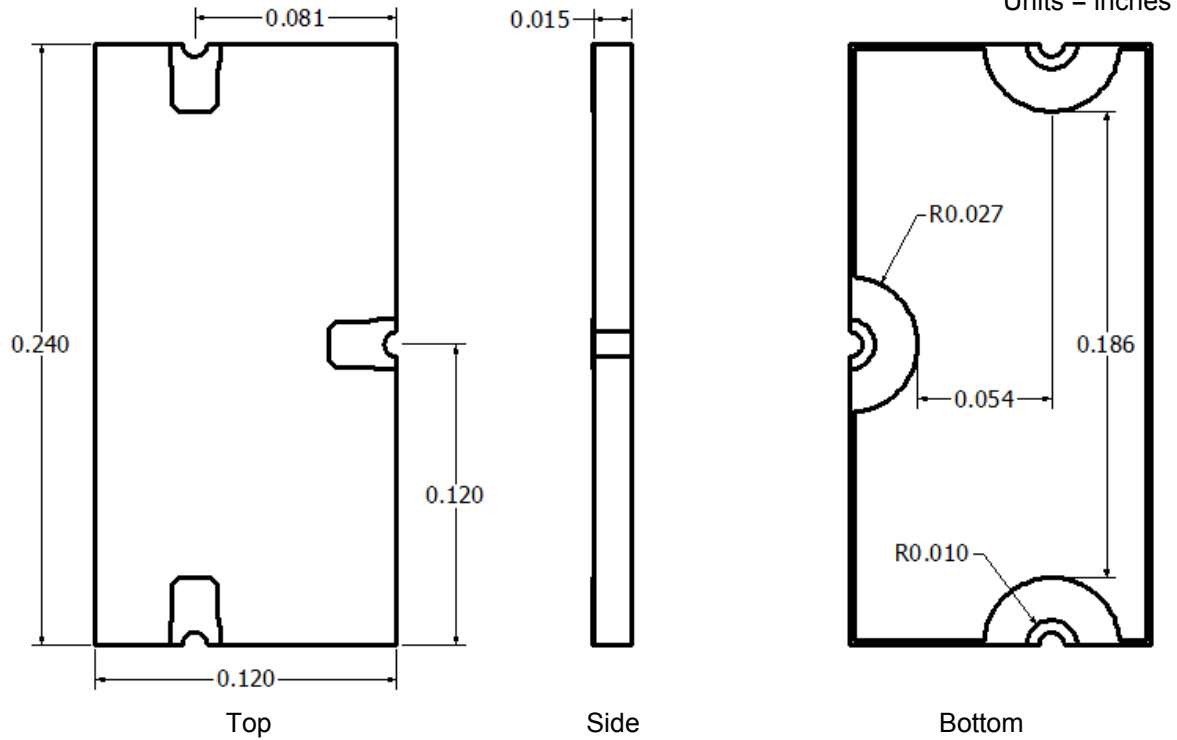
*Electrical specifications based on typical probed performance at room temperature. Insertion loss shall vary ±0.5dB over temperature.

Typical Measured Performance

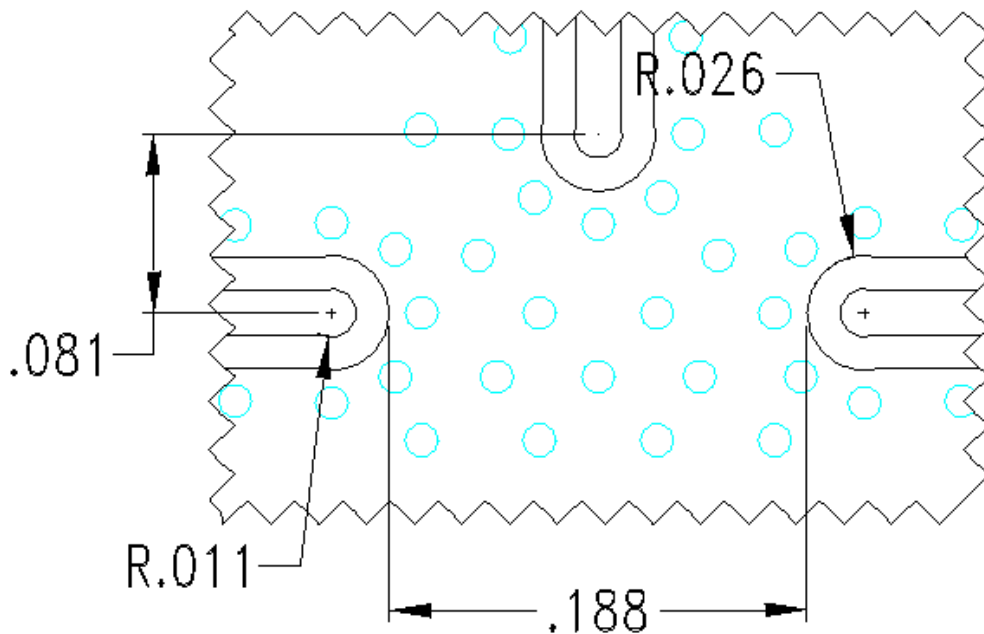


2777 Route 20 East, Cazenovia, NY 13035 | Ph.: (315)655-8710 | KCCSales@knowles.com

Physical Dimensions



Recommended PCB Layout



- 50Ω trace dimensions are application specific.
- Ensure adequate grounding beneath the part.

