



Chipsmall Limited consists of a professional team with an average of over 10 year of expertise in the distribution of electronic components. Based in Hongkong, we have already established firm and mutual-benefit business relationships with customers from,Europe,America and south Asia,supplying obsolete and hard-to-find components to meet their specific needs.

With the principle of “Quality Parts,Customers Priority,Honest Operation,and Considerate Service”,our business mainly focus on the distribution of electronic components. Line cards we deal with include Microchip,ALPS,ROHM,Xilinx,Pulse,ON,Everlight and Freescale. Main products comprise IC,Modules,Potentiometer,IC Socket,Relay,Connector.Our parts cover such applications as commercial,industrial, and automotives areas.

We are looking forward to setting up business relationship with you and hope to provide you with the best service and solution. Let us make a better world for our industry!



Contact us



Tel: +86-755-8981 8866 Fax: +86-755-8427 6832

Email & Skype: info@chipsmall.com Web: www.chipsmall.com

Address: A1208, Overseas Decoration Building, #122 Zhenhua RD., Futian, Shenzhen, China



Series PE



Technical specifications

Operating force	ca 400cN (with tactile feeling)
Contact resistance	0,1 Ω max
Insulating resistance	10 ⁹ M Ω
Dielectric strength	500V~
Electrical rating (ohmic resistance)	0,1 A/50 V≈
Max. current (non switching c.)	1 A
Temperature	- 20 bis +80 °C
Life cycle (mechanical)	10 ⁶ operations
Shock	50g, 11 ms
Vibration	15g, 10–2.000Hz
Weight	ca. 4g
Materials:	
Housing material	PPO (Noryl)
Contacts	High-quality gold alloy
Printed circuit board	G10 (FR 4) optical-fibre reinforced circuit board, copper-clad; design: Au over Ni
Mounting	Front-mounting, snap-in endcaps. Mounting of units through integrated pins.
Stops	Setting through factory or afterwards in the field (10 switching positions). With 16 switching positions stops can only be set in the factory.
Terminal	Q.C. terminal gold-plated

For detailed information and the layout of the details described above, please do not hesitate to ask for our technical specifications and drawing.

Switching position	Window cutout	Number height
10	B = 4 H = 7	5
16	B = 3,8 H = 4	3,4

Features

- Standard-Selector switches for easysnap in front-mounting
- 10 or 16 switching positions
- For switches with 10 switching positions stops can be installed in the field

Codes (2)

Switching position	Code	Readout	Truth table-no. (refer to description)	PCB terminal	PCB short	PCB extended	Code
10	Decimal	0–9	2	1/6	•	•	A
10	BCD	0–9	1	2/7	•	•	C
10	BCD Complement	0–9	11	4	•	•	E
10	BCD + Complement	0–9	8	3/8	•	•	F
10	Single pole repeating	+/- alt.	4	5/10	•	•	P
16	Hexadecimal	0–15	5	2/7	•	•	G
16	Hexadecimal	0–9, A–F	5	2/7	•	•	H

Terminals (3)

Terminals	Code
Q.C. terminal	A

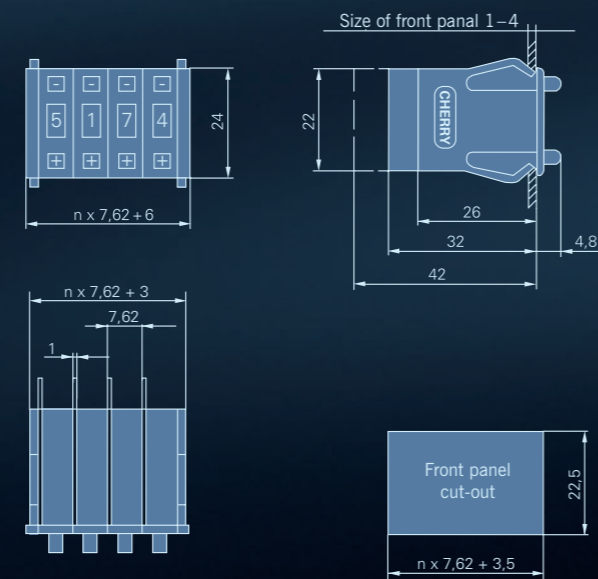
PCB version	Code
short	3
extended	4

Accessories

	Bestell-Nr.
Endcap left	609–0754
Endcap right	609–0756
Housing, 7,62 mm	609–0752
Spacer, 2,54 mm	609–0760
Spacer, 2,54 mm without snap-in brackets	609–1609
Stop pin	607–0013

PCB versions (4)

Dimensions in mm



PCB terminals

