



Chipsmall Limited consists of a professional team with an average of over 10 year of expertise in the distribution of electronic components. Based in Hongkong, we have already established firm and mutual-benefit business relationships with customers from,Europe,America and south Asia,supplying obsolete and hard-to-find components to meet their specific needs.

With the principle of “Quality Parts,Customers Priority,Honest Operation,and Considerate Service”,our business mainly focus on the distribution of electronic components. Line cards we deal with include Microchip,ALPS,ROHM,Xilinx,Pulse,ON,Everlight and Freescale. Main products comprise IC,Modules,Potentiometer,IC Socket,Relay,Connector.Our parts cover such applications as commercial,industrial, and automotives areas.

We are looking forward to setting up business relationship with you and hope to provide you with the best service and solution. Let us make a better world for our industry!



Contact us

Tel: +86-755-8981 8866 Fax: +86-755-8427 6832


Email & Skype: info@chipsmall.com Web: www.chipsmall.com

Address: A1208, Overseas Decoration Building, #122 Zhenhua RD., Futian, Shenzhen, China



PRESSURE GAUGES

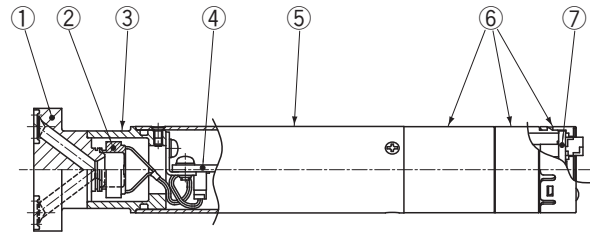
PG-20



FEATURES

- External diameter ϕ 20mm. Easily installable fitting block
- Rotable display part (90°step, 270° full travel)
- Wide combination of output types (switch, current or voltage) available
- Integrally welded structure of sensing chip and fitting block

INTERNAL STRUCTURE (R 1/4)



Part name		Material
①	Fitting block	SUS316L of Double melt
②	Sensor module	SUS316L of Double melt
③	Sensor holder	SUS316L
④	Amp board	—
⑤	Cover	SUS316L
⑥	Case	PBT
⑦	Display board	—

MODEL NUMBER DESIGNATION

PG - 20 - 103 R - N2 W2

Series name

Rated pressure

502G : 0 ~ 0.5 MPa 502R : -0.1 ~ 0.5 MPa
 103G : 0 ~ 1.0 MPa 103R : -0.1 ~ 1.0 MPa

Pressure Reference / Rated analog out put range

G : Gauge pressure (Positive) / 0MPa ~ Rated pressure
 R : Gauge pressure (Compound) / -0.1MPa ~ Rated pressure

Fitting block spec.

W1:1.5 inches W-Seal
 W2:1.125 inches W-Seal

Output specification

B : SW Nothing
 N2 : SW Two outputs (NPN open collector)
 P2 : SW Two outputs (PNP open collector)
 NV : SW One output (NPN open collector)
 + Voltage output (1 ~ 5V)
 PV : SW One output (PNP open collector)
 + Voltage output (1 ~ 5V)
 NA : SW One output (NPN open collector)
 + Current output (4 ~ 20mA)
 PA : SW One output (PNP open collector)
 + Current output (4 ~ 20mA)

LIST OF MODEL NUMBERS

Output specification		Rated Pressure	
Switch output	Analog output	502	103
None	None	PG-20-502R-BW*	PG-20-103R-BW*
Two outputs		PG-20-502R-N2W*	PG-20-103R-N2W*
		PG-20-502R-P2W*	PG-20-103R-P2W*
One outputs	Voltage output	PG-20-502□-NVW*	PG-20-103□-NVW*
		PG-20-502□-PVW*	PG-20-103□-PVW*
	Current output	PG-20-502□-NAW*	PG-20-103□-NAW*
		PG-20-502□-PAW*	PG-20-103□-PAW*

Note 1. W* : Fitting block spec. (W1/W2)

Note 2. □ : G (Positive) / R (Compound)

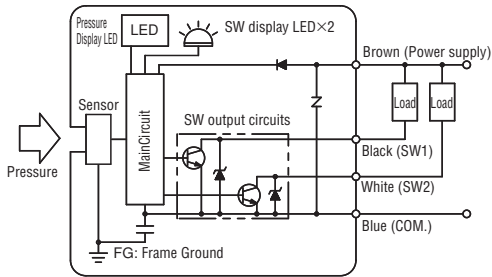
STANDARD SPECIFICATIONS

Item		Model number	PG-20	
			502	103
General specifications	Pressure reference		Gauge	
	Rated pressure range	Positive (G)	0 ~ 0.5 MPa	0 ~ 1.0 MPa
		Compound (R)	- 0.1 ~ 0.5 MPa	- 0.1 ~ 1.0 MPa
	Maximum pressure		0.75 MPa	1.5 MPa
	Vacuum pressure		1.4 × 10 ⁻⁴ Pa abs (minimum)	
	Leakage (He vacuum method)		5 × 10 ⁻¹² Pa·m ³ / sec. minimum (Weld in pressure port)	
	Operating temp.range		- 10 ~ 50°C(No condensation)	
	Compensated temp. range		0 ~ 50°C	
	Operating humidity range		35 ~ 85% RH (No condensation)	
	Storage temp. range		- 20 ~ 60°C(Atmospheric pressure, humidity 65%RH minimum)	
	Media		Gases and Liquids compatible with SUS316L	
	Insulation resistance		50MΩ minimum (Between bundled electrical wirings and the pressure port. at 125VDC)	
	Pressure contact material		SUS316L Double-Melt Material (Fitting and Sensor)	
	Pressure contact roughness		(Ra : 0.15, Rz : 0.7) μm minimum	
	Pressure contact particle		Zero count of particle of the size 0.1m μm or bigger (By our inspection standard)	
	Cable connector		Cable length : 2m cable AWG26 / include cable holder	
	Protection grade		IP40	
Net weight		Approx. 200g (W1) Approx. 110g (W2)		
Voltage	Operating voltage		Voltage output type and other : 12~24VDC±10% (including ripple) Current output type : 24VDC±10%(including ripple)	
	Current consumption		30mA minimum (No current flow from switch / analog output)	
	CE marking		EN61326-1 : 2006, EN61326-2-3 : 2006	
			EMI : Class B, EMS : Annex BB	
Pressure Display	Display Method		3 -1/2 LED display (Red LED)	
	Rotation angle		270°(90° step)	
	Rated display range	Positive (G)	.000 ~ .500 MPa	.000 ~ 1.000 MPa
		Compound (R)	- .100 ~ .500 MPa	- .100 ~ 1.000 MPa
	Display cycle		4 times / sec	
	Display accuracy		± 1.0% FS (The repeatability, linearity and hysteresis are contained)	
	Thermal error		± 0.1% FS / °C (0 ~ 50°C Reference temp. 25°C)	
	Resolution		1 digit	
Over range		**** Blinking of pressure display (110 % F.S.or more)		
Additional function		Zero point adjustment, Panel lock		
Analog output	Output voltage	Output accuracy	1 ~ 5 VDC(Output current : 1 mA minimum / Output resistance: 1.5 kΩ) ± 1.0% FS (The setting error and LIN / HYS are contained)	
		Temperature character	± 0.1% FS / °C (0 ~ 50°C Reference temp. 25°C)	
		Output current	4 ~ 20mA (Vort: 24VDC ±10% / 500Ω minimum)	
	Output current	Output accuracy	± 1.0% FS (The setting error and LIN / HYS are contained)	
Temperature character		± 0.1% FS / °C (0 ~ 50°C Reference temp. 25°C)		
Switch output	Number of output		Output 1 or 2	
	Output interface		NPN / PNP transistor open collector	
	Switching capacity		30VDC 100mA minimum	
	Residual voltage		1.2V(NPN) / 2.2V(PNP) minimum (Land current 100mA)	
	Output working chart		Separate mode / Window comparator mode	
	Repeatability		± 0.3% FS minimum	
	Thermal error		± 0.1% FS / °C (0 ~ 50°C Reference temp. 25°C)	
	Response		Approx. 2.5, 25, 250 ms	
Hysteresis setting		0 ~ 300counts (Select panel SW)		

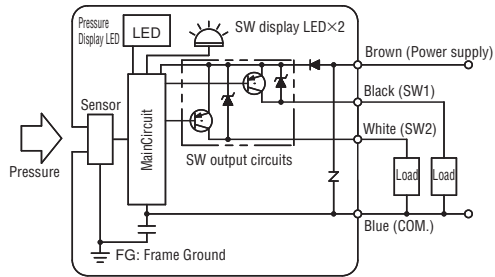
PG-20 PRESSURE GAUGES

INTERNAL ELECTRICAL SCHEMATICS

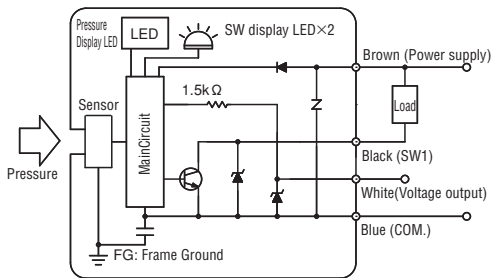
● PG-20-****-N2**



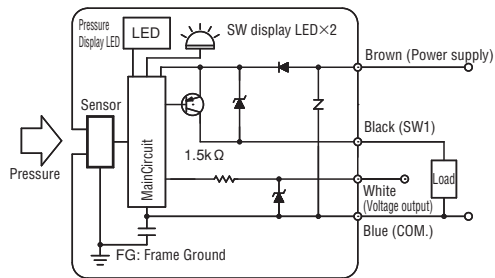
● PG-20-****-P2**



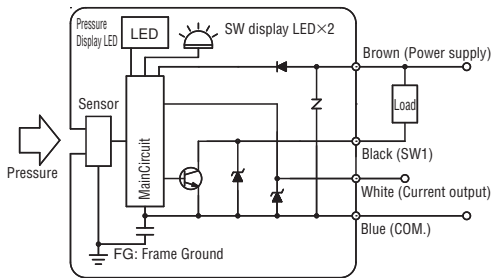
● PG-20-****-NV**



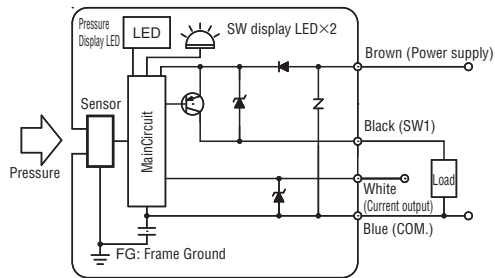
● PG-20-****-PV**



● PG-20-****-NA**



● PG-20-****-PA**

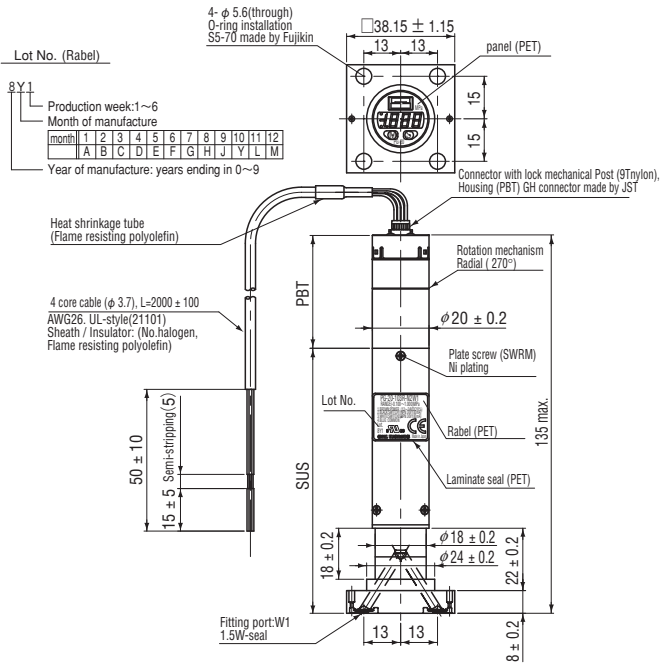


Model number	PG-20-****			
color	-BW*	-N2W* / -P2W*	-NVW* / -PVW*	-NAW* / -PAW*
Brown	(12~24 V D C ±10%)			(24VDC±10%)
Black	N.C.	SW1 (NPN/PNP)		
White	N.C.	SW2 (NPN/PNP)	(1-5V)	(4-20mA)
Blue	COMMON			

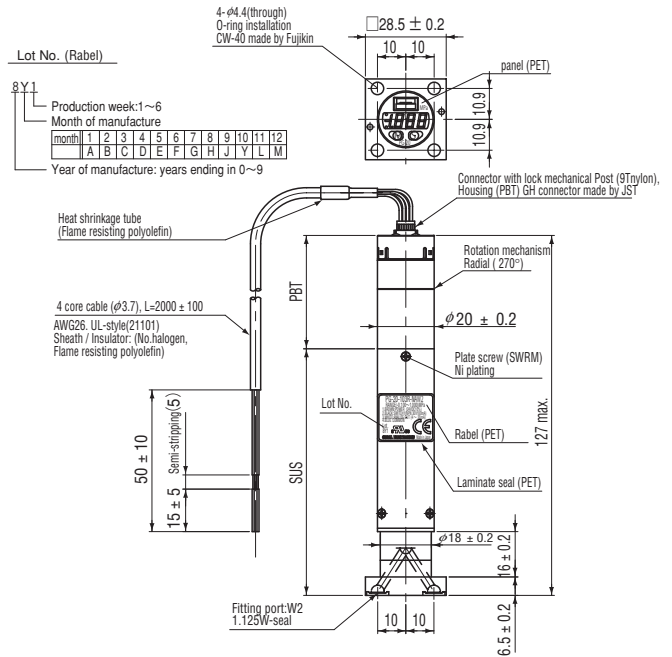
OUTLINE DIMENSIONS

Unless otherwise specified tolerance : ± 0.5 (Unit: mm)

PG-20-***R/G-***W1

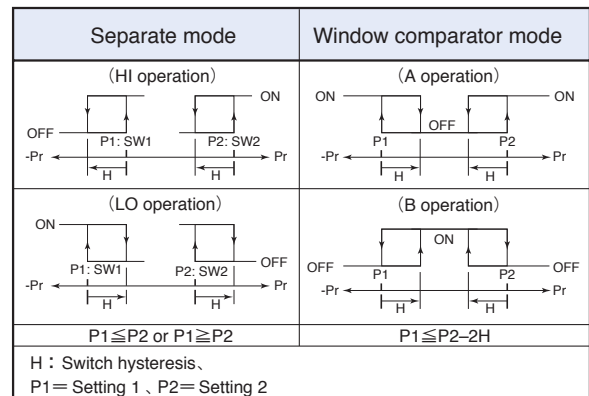


PG-20-***R/G-***W2



SWITCH OUTPUT MODE

Output	SW1				SW2			
	Separate		Window comparator		Separate		Window comparator	
Mode	HI	LO	A	B	HI	LO	A	B
S-1	○				○			
S-2	○					○		
S-3		○				○		
S-4		○				○		
C-5			○				○	
C-6			○				○	○
C-7				○				○
C-8				○				○
Pressure setting (Operating point)	Setting 1		(Lower limit) : Setting 1 (Upper limit) : Setting 2		Setting 2		(Lower limit) : Setting 1 (Upper limit) : Setting 2	



Note 1. In the Separate Mode, setting 1 corresponds to SW1, and Setting 2 corresponds to SW2.

Note 2. In the Window Comparator Mode, the minimum value for SW1 and SW2 corresponds to Setting 1 and the maximum value corresponds to Setting 2.

Note 3. It becomes only "SW1" for one switch output specification. In that case, it displays it in the switch operation mode in order of "S-1""S-3""C-5""C-7".