



Chipsmall Limited consists of a professional team with an average of over 10 year of expertise in the distribution of electronic components. Based in Hongkong, we have already established firm and mutual-benefit business relationships with customers from,Europe,America and south Asia,supplying obsolete and hard-to-find components to meet their specific needs.

With the principle of “Quality Parts,Customers Priority,Honest Operation,and Considerate Service”,our business mainly focus on the distribution of electronic components. Line cards we deal with include Microchip,ALPS,ROHM,Xilinx,Pulse,ON,Everlight and Freescale. Main products comprise IC,Modules,Potentiometer,IC Socket,Relay,Connector.Our parts cover such applications as commercial,industrial, and automotives areas.

We are looking forward to setting up business relationship with you and hope to provide you with the best service and solution. Let us make a better world for our industry!



Contact us

Tel: +86-755-8981 8866 Fax: +86-755-8427 6832

Email & Skype: info@chipsmall.com Web: www.chipsmall.com

Address: A1208, Overseas Decoration Building, #122 Zhenhua RD., Futian, Shenzhen, China



SMT POWER INDUCTORS

Flat Coils - PG0434NL Series



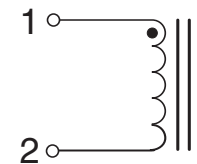
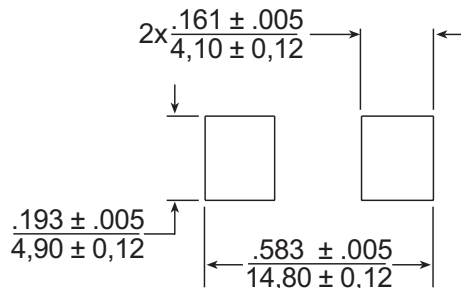
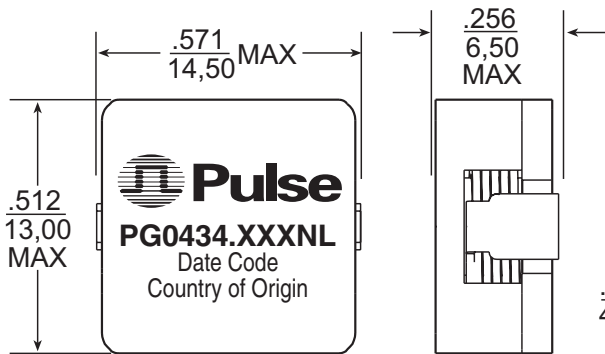
- Height:** 6.5mm Max
- Footprint:** 14.5mm x 13.0mm Max
- Current Rating:** up to 58A
- Inductance Range:** 0.14μH to 2.65μH
- RoHS compliant**
- High temperature core material; no thermal aging below 150°C**

Electrical Specifications @ 25°C — Operating Temperature -40°C to +130°C¹

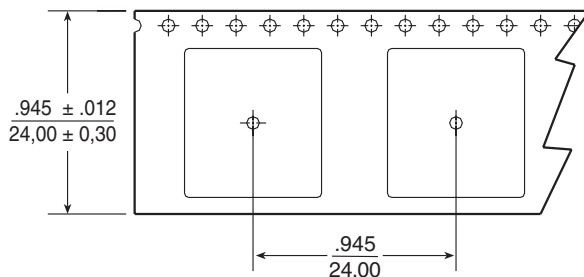
Part ⁸ Number	Inductance ² @ I _{rated} (μH TYP)	I _{rated} ³ (A)	DCR (mΩ)		Inductance @ 0A _{dc} (μH ±20%)	Saturation Current I _{sat} (A)	Heating ⁵ Current I _{dc} (A)	Core Loss ⁶ Factor K2
			TYP	MAX				
PG0434.181NL	0.15	58	0.45	0.50	0.18	60	58	22.3
PG0434.401NL	0.37	45	0.75	0.80	0.45	48	45	33.5
PG0434.801NL	0.66	35	1.20	1.30	0.80	38	35	42.5
PG0434.142NL	1.12	27	2.00	2.10	1.40	28	27	57.8
PG0434.202NL	1.64	23	2.80	2.90	2.00	24	23	67.6
PG0434.282NL	2.24	19	4.10	4.20	2.80	20	19	80.1

Mechanical

Schematic



SUGGESTED PAD LAYOUT



TAPE & REEL LAYOUT

Weight.....5.5 grams

Tape & Reel300/reel

Dimensions: $\frac{\text{Inches}}{\text{mm}}$

Unless otherwise specified, all tolerances are $\pm \frac{.010}{0.25}$

SMT POWER INDUCTORS

Flat Coils - PG0434NL Series



Notes from Tables

1. The temperature of the component (ambient plus temperature rise) must be within the specified operating temperature range.
2. Inductance at Irated is a typical inductance value for the component taken at rated current.
3. The rated current listed is the lower of the saturation current @ 25°C or the heating current.
4. The saturation current, ISAT, is the current at which the component inductance drops by 20% (typical) at an ambient temperature of 25°C. This current is determined by placing the component in the specified ambient environment and applying a short duration pulse current (to eliminate self-heating effects) to the component.
5. The heating current, I_{DC}, is the DC current required to raise the component temperature by approximately 40°C. The heating current is determined by mounting the component on a typical PCB and applying current for 30 minutes. The temperature is measured by placing the thermocouple on top of the unit under test. Take note that the component's performance varies depending on the system condition. It is suggested that the

component be tested at the system level, to verify the temperature rise of the component during system operation.

6. Core loss approximation is based on published core data:

$$\text{Core Loss} = K1 * (f)^{1.33} * (K2\Delta I)^{2.51}$$

Where: Core Loss = in Watts

$$K1 = 1.05E-10$$

f = switching frequency in kHz

K1 & K2 = core loss factors

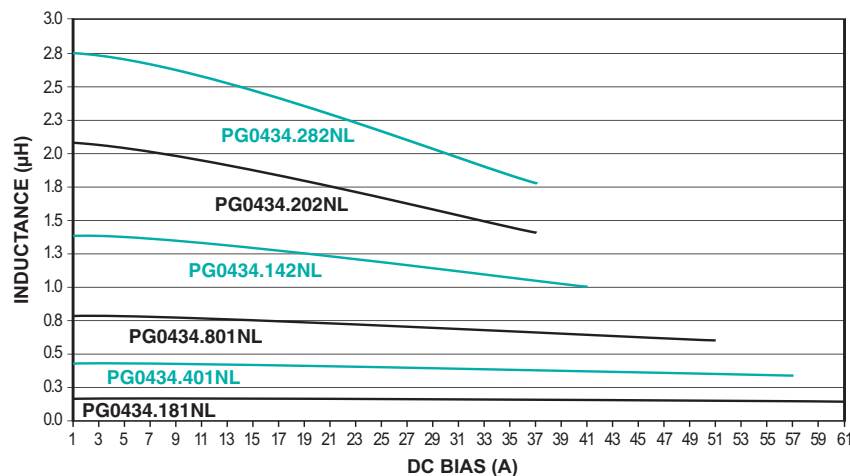
ΔI = delta I across the component in Ampere

K2ΔI = one half of the peak to peak flux density

across the component in Gauss

7. Unless otherwise specified, all testing is made at 100kHz, 0.1V_{AC}.
8. Optional Tape & Reel packaging can be ordered by adding a "T" suffix to the part number (i.e. PG0434.401NL becomes PG0434.401NLT). Pulse complies to industry standard tape and reel specification EIA481.

Typical Inductance vs Current Characteristics @ 25°C



Typical Core Loss vs Peak Flux Density

