



Chipsmall Limited consists of a professional team with an average of over 10 year of expertise in the distribution of electronic components. Based in Hongkong, we have already established firm and mutual-benefit business relationships with customers from,Europe,America and south Asia,supplying obsolete and hard-to-find components to meet their specific needs.

With the principle of “Quality Parts,Customers Priority,Honest Operation,and Considerate Service”,our business mainly focus on the distribution of electronic components. Line cards we deal with include Microchip,ALPS,ROHM,Xilinx,Pulse,ON,Everlight and Freescale. Main products comprise IC,Modules,Potentiometer,IC Socket,Relay,Connector.Our parts cover such applications as commercial,industrial, and automotives areas.

We are looking forward to setting up business relationship with you and hope to provide you with the best service and solution. Let us make a better world for our industry!



Contact us

Tel: +86-755-8981 8866 Fax: +86-755-8427 6832


Email & Skype: info@chipsmall.com Web: www.chipsmall.com

Address: A1208, Overseas Decoration Building, #122 Zhenhua RD., Futian, Shenzhen, China



SMT Power Inductors

Flat Coils – PG0871NL series



- Current Rating:** up to 28A_{pk}
- Inductance Range:** 0.46μH to 10.5μH
- Height:** 6.4mm Max
- Footprint:** 7.6mm x 7.4mm Max

Electrical Specifications @ 25°C — Operating Temperature - 40°C to +130°C¹

Part Number	Inductance @ I _{rated} ² (μH TYP)	I _{rated} ³ (A)	Controlled Electrical Specs		Saturation Current I _{sat} ⁵ (A TYP)		Heating Current ⁶ I _{dc} (A TYP)	Core Loss ⁷ Factor (K2)
			DCR ⁴ (mΩ) ±8%	Inductance @ 0A _{dc} (μH ± 20%)	25°C	100°C		
PG0871.461NL	0.42	24.0	1.5	0.46	28.0	25.0	24.0	14.196
PG0871.681NL	0.64	19.0	2.3	0.68	24.5	20.0	19.0	10.647
PG0871.821NL	0.71	19.0	2.3	0.82	21.0	18.0	19.0	10.647
PG0871.102NL	0.80	17.5	2.3	1.00	17.5	15.5	19.0	10.647
PG0871.152NL	1.20	13.5	4.4	1.5	14	12.5	13.5	8.517
PG0871.222NL	2.00	9.5	7.6	2.20	12.0	10.5	9.5	7.098
PG0871.332NL	3.00	7.1	13.5	3.30	10.5	9.5	7.1	5.324
PG0871.472NL	4.50	6.7	17.0	4.70	9.3	8.0	6.7	4.259
PG0871.682NL	6.40	5.8	20.0	6.80	7.8	6.5	5.8	3.549
PG0871.922NL	8.80	4.9	30.0	9.20	6.7	5.5	4.9	3.042
PG0871.103NL	9.50	4.7	31.5	10.50	6.3	5.3	4.7	2.839

NOTES:

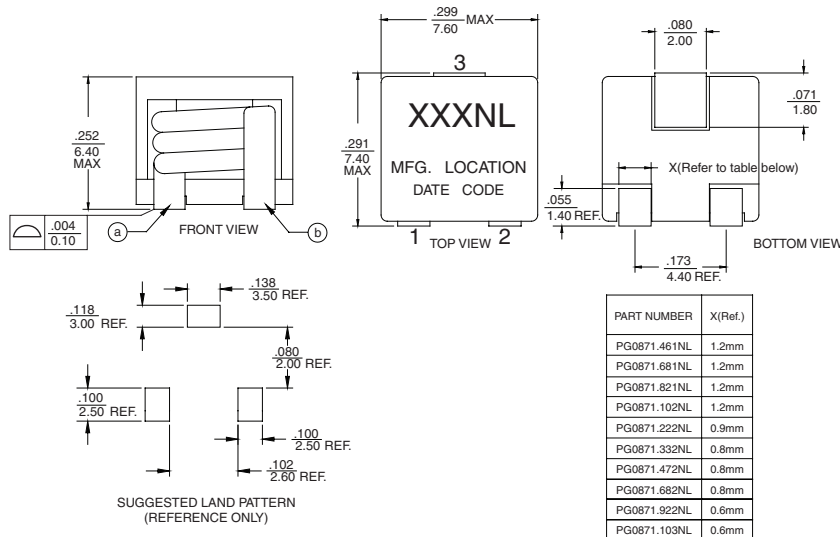
- Actual temperature of the component during system operation (ambient plus temperature rise) must be within the standard operating range.
- Inductance at I_{rated} is a typical inductance value for the component taken at rated current.
- The rated current as listed is either the saturation current (@ 25°C) or the heating current depending on which value is lower.
- The DCR of the part is measured at an ambient temperature of 20°C±3°C from point a and b as shown below on the mechanical drawing.
- The saturation current, I_{sat}, is the current at which the component inductance drop by 20% (typical) at an ambient temperature of 25°C. This current is determined by placing the component in the specified ambient environment and applying a short duration pulse current (to eliminate self-heating effect) to the component.
- The heating current, I_{dc}, is the DC current required to raise the component temperature by approximately 40°C. The heating current is determined by mounting the component on a typical pcb and applying current for 30 minutes. The temperature is measured by placing the thermocouple on top of the unit under test. Take note that the components' performance varies depending on the system condition. IT is suggested that the component be tested at the system level, to verify the temperature rise of the component during system operation.
- Core loss approximation is based on published core data:
 $Core\ Loss = K1 * (f)^{1.524} * (\Delta B)^{2.422}$ in mW
 K1 = 71.56 E-4
 $\Delta B = K2 * V_{usec}$ in mT
 f = switching frequency in MHz
 K1 & K2 = core loss factors
 V = Voltage across the component in V
 $V_{usec} = V * D / f$
 D = Duty cycle
- Unless otherwise specified, all testing is made at 100kHz, 0.1Vac
- Optional Tape & Reel packaging can be ordered by adding a "T" suffix to the part number (i.e. PG0871.222NL becomes PG0871.222NLT). Pulse complies to industry standard tape and reel specification EIA481. The tape and reel for this product has a width (W=16.0mm), pitch (Po=12.0mm) and depth (Ko=6.8 mm).
- The core is a conductive material so care should be taken when mounting this component over an exposed via or if the voltage across the terminals exceeds 24V. Trickle current through the core material may generate additional losses and potential overheating. Please contact Pulse to discuss an alternative solution if required.

SMT Power Inductors

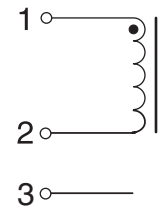
Flat Coils - PG0871NL series



Mechanicals



Schematics

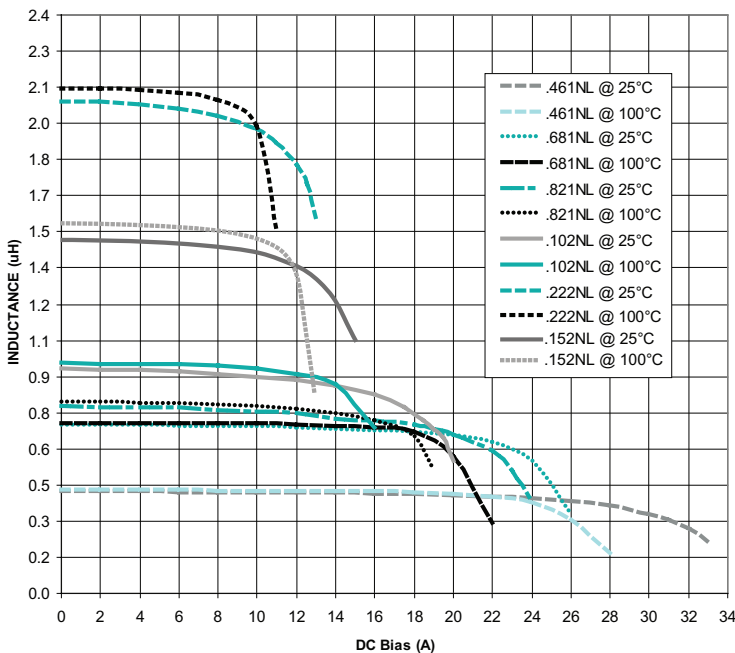


* Pin 3 is for mechanical support only and has no internal electrical connection.

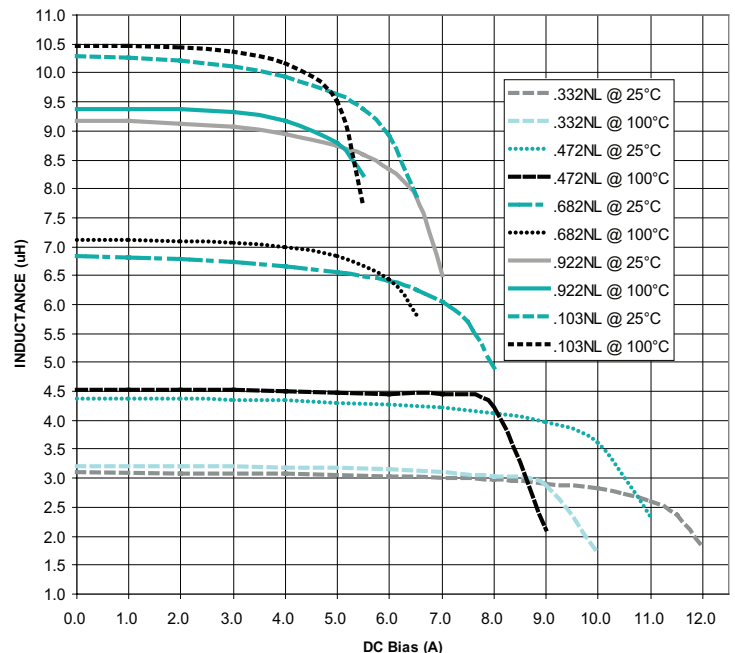
Weight 1.1 grams
Tape & Reel700/reel

Dimensions: Inches
mm
Unless otherwise specified,
all tolerances are ± .010
0,25

Typical Inductance vs DC Bias @25°C and 100°C



Typical Inductance vs DC Bias @25°C and 100°C



For More Information

Pulse Worldwide Headquarters
12220 World Trade Drive
San Diego, CA 92128
U.S.A.

Pulse Europe
Pulse Electronics GmbH Am
Rottland 12
58540 Meinerzhagen
Germany

Pulse China Headquarters
B402, Shenzhen Academy of
Aerospace Technology Bldg.
10th Kejian Road
High-Tech Zone
Nanshan District
Shenzhen, PR China 518057

Pulse North China
Room 2704/2705
Super Ocean Finance Ctr.
2067 Yan An Road West
Shanghai 200336
China

Pulse South Asia
135 Joo Seng Road
#03-02
PM Industrial Bldg.
Singapore 368363

Pulse North Asia
3F, No. 198
Zhongyuan Road
Zhongli City
Taoyuan County 320
Taiwan R. O. C.

TEL: 858 674 8100
FAX: 858 674 8262

Tel: 49 2354 777 100
Fax: 49 2354 777 168

Tel: 86 755 33966678
Fax: 86 755 33966700

Tel: 86 21 62787060
Fax: 86 2162786973

Tel: 65 6287 8998
Fax: 65 6287 8998

Tel: 886 3 4356768
Fax: 886 3 4356823 (Pulse)
Fax: 886 3 4356820 (FRE)

Performance warranty of products offered on this data sheet is limited to the parameters specified. Data is subject to change without notice. Other brand and product names mentioned herein may be trademarks or registered trademarks of their respective owners. © Copyright, 2016. Pulse Electronics, Inc. All rights reserved.