



Chipsmall Limited consists of a professional team with an average of over 10 year of expertise in the distribution of electronic components. Based in Hongkong, we have already established firm and mutual-benefit business relationships with customers from,Europe,America and south Asia,supplying obsolete and hard-to-find components to meet their specific needs.

With the principle of “Quality Parts,Customers Priority,Honest Operation,and Considerate Service”,our business mainly focus on the distribution of electronic components. Line cards we deal with include Microchip,ALPS,ROHM,Xilinx,Pulse,ON,Everlight and Freescale. Main products comprise IC,Modules,Potentiometer,IC Socket,Relay,Connector.Our parts cover such applications as commercial,industrial, and automotives areas.

We are looking forward to setting up business relationship with you and hope to provide you with the best service and solution. Let us make a better world for our industry!



Contact us

Tel: +86-755-8981 8866 Fax: +86-755-8427 6832

Email & Skype: info@chipsmall.com Web: www.chipsmall.com

Address: A1208, Overseas Decoration Building, #122 Zhenhua RD., Futian, Shenzhen, China



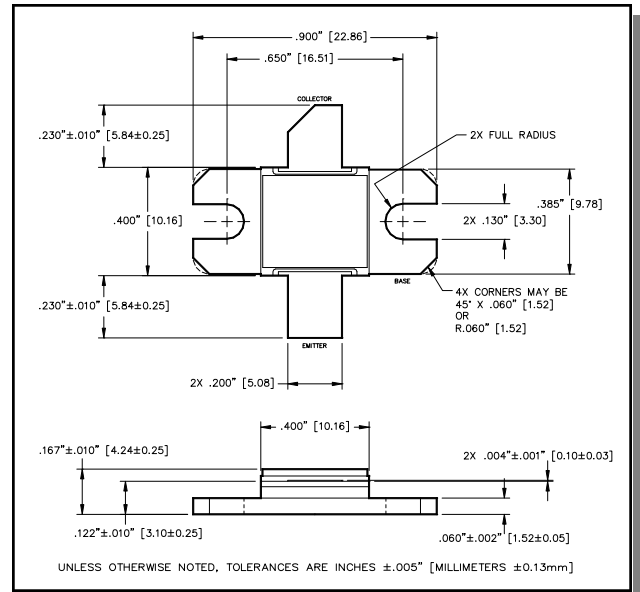
Radar Pulsed Power Transistor 75W, 3.1-3.4 GHz, 1μs Pulse, 10% Duty

M/A-COM Products
Released, 10 Aug 07

Features

- NPN silicon microwave power transistors
- Common base configuration
- Broadband Class C operation
- High efficiency inter-digitized geometry
- Diffused emitter ballasting resistors
- Gold metallization system
- Internal input and output impedance matching
- Hermetic metal/ceramic package
- RoHS compliant

Outline Drawing



Absolute Maximum Ratings at 25°C

Parameter	Symbol	Rating	Units
Collector-Emitter Voltage	V_{CES}	65	V
Emitter-Base Voltage	V_{EBO}	3.0	V
Collector Current (Peak)	I_C	8.9	A
Power Dissipation @ +25°C	P_{TOT}	700	W
Storage Temperature	T_{STG}	-65 to +200	°C
Junction Temperature	T_J	200	°C

Electrical Specifications: $T_C = 25 \pm 5^\circ\text{C}$ (Room Ambient)

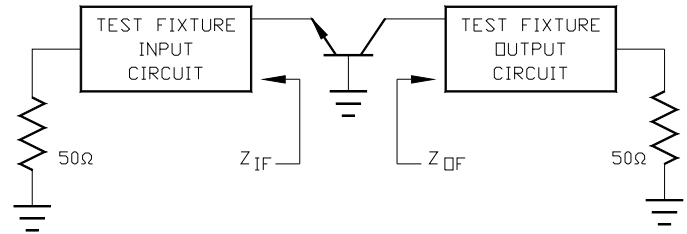
Parameter	Test Conditions	Frequency	Symbol	Min	Max	Units
Collector-Emitter Breakdown Voltage	$I_C = 25\text{mA}$		BV_{CES}	65	-	V
Collector-Emitter Leakage Current	$V_{CE} = 36\text{V}$		I_{CES}	-	5.0	mA
Thermal Resistance	$V_{CC} = 36\text{V}$, $P_{out} = 75\text{W}$	$F = 3.1, 3.25, 3.4\text{ GHz}$	$R_{TH(JC)}$	-	0.25	°C/W
Input Power	$V_{CC} = 36\text{V}$, $P_{out} = 75\text{W}$	$F = 3.1, 3.25, 3.4\text{ GHz}$	P_{IN}	-	13.3	W
Power Gain	$V_{CC} = 36\text{V}$, $P_{out} = 75\text{W}$	$F = 3.1, 3.25, 3.4\text{ GHz}$	G_P	7.5	-	dB
Collector Efficiency	$V_{CC} = 36\text{V}$, $P_{out} = 75\text{W}$	$F = 3.1, 3.25, 3.4\text{ GHz}$	η_C	35	-	%
Input Return Loss	$V_{CC} = 36\text{V}$, $P_{out} = 75\text{W}$	$F = 3.1, 3.25, 3.4\text{ GHz}$	RL	-	-6	dB
Load Mismatch Tolerance	$V_{CC} = 36\text{V}$, $P_{out} = 75\text{W}$	$F = 3.25\text{ GHz}$	VSWR-T	-	2:1	-

Radar Pulsed Power Transistor 75W, 3.1-3.4 GHz, 1 μ s Pulse, 10% Duty

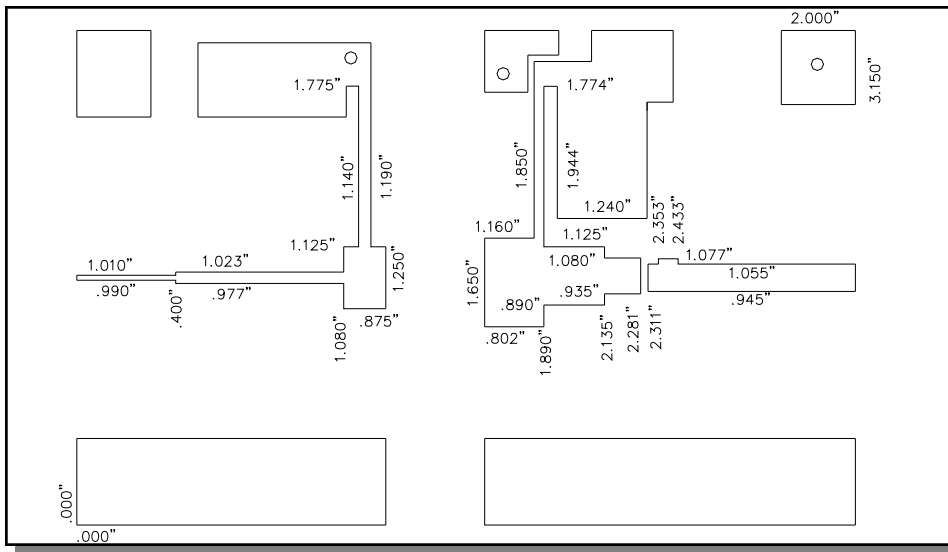
M/A-COM Products
Released, 10 Aug 07

RF Test Fixture Impedance

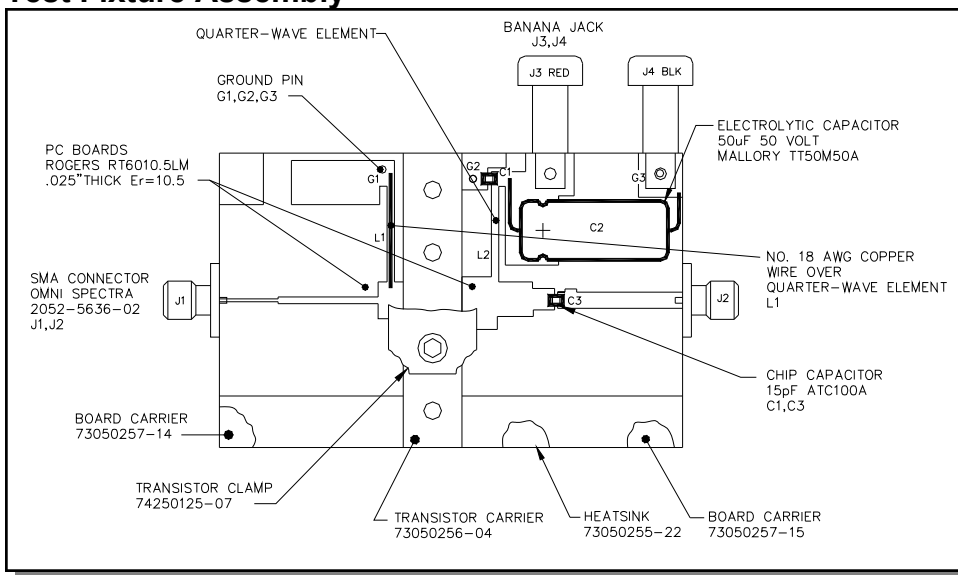
F (GHz)	Z _{IF} (Ω)	Z _{OF} (Ω)
3.10	11.2 - j11.7	8.1 - j5.3
3.25	11.5 - j9.5	7.1 - j4.3
3.40	12.7 - j7.6	6.4 - j3.3



Test Fixture Circuit Dimensions



Test Fixture Assembly



ADVANCED: Data Sheets contain information regarding a product M/A-COM Technology Solutions is considering for development. Performance is based on target specifications, simulated results, and/or prototype measurements. Commitment to develop is not guaranteed.
PRELIMINARY: Data Sheets contain information regarding a product M/A-COM Technology Solutions has under development. Performance is based on engineering tests. Specifications are typical. Mechanical outline has been fixed. Engineering samples and/or test data may be available. Commitment to produce in volume is not guaranteed.

- **North America** Tel: 800.366.2266 / Fax: 978.366.2266
 - **Europe** Tel: 44.1908.574.200 / Fax: 44.1908.574.300
 - **Asia/Pacific** Tel: 81.44.844.8296 / Fax: 81.44.844.8298
- Visit www.macomtech.com for additional data sheets and product information.

M/A-COM Technology Solutions Inc. and its affiliates reserve the right to make changes to the product(s) or information contained herein without notice.