



Chipsmall Limited consists of a professional team with an average of over 10 year of expertise in the distribution of electronic components. Based in Hongkong, we have already established firm and mutual-benefit business relationships with customers from,Europe,America and south Asia,supplying obsolete and hard-to-find components to meet their specific needs.

With the principle of “Quality Parts,Customers Priority,Honest Operation,and Considerate Service”,our business mainly focus on the distribution of electronic components. Line cards we deal with include Microchip,ALPS,ROHM,Xilinx,Pulse,ON,Everlight and Freescale. Main products comprise IC,Modules,Potentiometer,IC Socket,Relay,Connector.Our parts cover such applications as commercial,industrial, and automotives areas.

We are looking forward to setting up business relationship with you and hope to provide you with the best service and solution. Let us make a better world for our industry!



Contact us

Tel: +86-755-8981 8866 Fax: +86-755-8427 6832

Email & Skype: info@chipsmall.com Web: www.chipsmall.com

Address: A1208, Overseas Decoration Building, #122 Zhenhua RD., Futian, Shenzhen, China

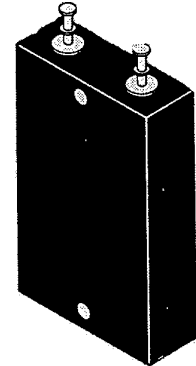


DESCRIPTION

The PHP and PIP bidirectional Transient Voltage Suppressor (TVS) modules are designed for applications requiring "across the line" ac power protection. They are used where extreme voltage transients can permanently damage voltage-sensitive systems or components. These devices are most often used when discrete TVS components do not have sufficient power requirements to suppress high power surges. These modules can be used to protect equipment from induced lightning, power surges, and transients originating from inductive switching or power interrupt for both commercial and military applications. This includes telecommunications, central office switching and PABX, CATV distribution, aircraft, shipboard, computers, distributed data processing and power supplies. The subassembly components can also be tested or screened for military requirements prior to encapsulation into the complete module. The screening would consist of 100% TX level environmental testing per MIL-PRF-19500/507A (Par. 4.3). For ordering these options, use the following suffix:

- H1 – Submodule Screening
- H2 – Submodule and Module Screening
- H3 – Submodule and Module Screening
& Module Group B & C lot testing

APPEARANCE



CASE 11

IMPORTANT: For the most current data, consult MICROSEMI's website: <http://www.microsemi.com>

FEATURES

- Designed for Military (PHP Series) and Commercial (PIP Series)
- Working rms voltages ($V_{WM(RMS)}$) available in ranges from 8.4 to 500 Volts
- For military applications, the PHP module sub-assemblies are packaged in a hermetically sealed glass-to-metal package and are also optionally screened in accordance with MIL-PRF-19500/507.
- The PHP series modules can also have design consistency with the following military controlling specifications:
 - MIL-STD-1399, Section 300
 - MIL-STD-704
 - MIL-E-16400

APPLICATIONS / BENEFITS

- 7,500 and 15,000 Watts Peak Pulse Power dissipation (see Figure 1)
 - Protection from switching transients and induced RF
 - Protection from ESD, and EFT per IEC 61000-4-2 and IEC 61000-4-4
 - Secondary lightning protection per IEC61000-4-5 with 42 Ohms source impedance up to Class 5**
 - Secondary lightning protection per IEC61000-4-5 with 12 Ohms source impedance up to Class 4**
 - Secondary lightning protection per IEC61000-4-5 with 2 Ohms source impedance up to Class 4**
- ** Example Class levels are for lower voltage types with higher Peak Pulse Current ratings

MAXIMUM RATINGS

- 7,500 watts Peak Pulse power dissipation at 10/1000 μ s pulse and 25°C for PHP or PIP8.4, 24, and 30 (see Figure 1, 2 and 3)
- 15,000 watts Peak Pulse power dissipation at 10/1000 μ s pulse and 25°C for PHP or PIP60, 120, 208, 250, 440 and 500
- Operating and Storage temperatures: -65°C to +150°C
- Average Steady State power dissipation at 50°C: 7.5 watts
- $t_{clamping}$ (0 volts to BV): Less than 1×10^{-8} seconds

MECHANICAL AND PACKAGING

- CASE: Molded case.
- TERMINAL: Silver plated brass.
- POLARITY: Bidirectional.
- WEIGHT: 50 grams (approx.).
- MOUNTING POSITION: Any
- Maximum Torque for Mounting: 15 in-lbs

ELECTRICAL CHARACTERISTICS

MICROSEMI PART NUMBER	WORKING RMS VOLTAGE $V_{WM(RMS)}$ VOLTS AC	REVERSE STANDOFF VOLTAGE (NOTE 1) V_{WM} VOLTS DC	MINIMUM BREAKDOWN VOLTAGE $V_{(BR)}$ @ $I_{(BR)}$ VOLTS mA		MAXIMUM REVERSE CURRENT I_D @ V_{WM} MICRO AMPERES	MAXIMUM CLAMPING VOLTAGE V_C @ I_{PP} VOLTS DC	MAXIMUM PEAK PULSE CURRENT (FIG. 3) I_{PP} A	MAXIMUM PEAK PULSE POWER (1 ms) P_{PP} KILOWATTS
PHP8.4	8.4	12.0	14	10	250	22	341	7.5
PHP24	24.0	34.0	40	10	250	67	112	7.5
PHP30	30.0	42.5	50	1.0	250	84	90	7.5
PHP60	60.0	85.0	100	1.0	250	167	90	15.0
PHP120*	120.0	170.0	200	1.0	250	319	47	15.0
PHP208	208.0	295.0	347	1.0	250	536	28	15.0
PHP250*	250.0	354.0	418	1.0	250	652	23	15.0
PHP440	440.0	623.0	735	1.0	250	1138	13.2	15.0
PHP500*	500.0	708.0	835	1.0	250	1292	11.6	15.0
PIP8.4	8.4	12.0	14	10	250	22	341	7.5
PIP24	24.0	34.0	40	10	250	67	112	7.5
PIP30	30.0	42.5	50	1.0	250	84	90	7.5
PIP60	60.0	85.0	100	1.0	250	167	90	15.0
PIP120*	120.0	170.0	200	1.0	250	319	47	15.0
PIP208	208.0	295.0	347	1.0	250	536	28	15.0
PIP250*	250.0	354.0	418	1.0	250	652	23	15.0
PIP440	440.0	623.0	735	1.0	250	1138	13.2	15.0
PIP500*	500.0	708.0	835	1.0	250	1292	11.6	15.0

Special Voltages available from factory. *Recommended for marine applications.

NOTE 1: A TVS is normally selected according to the reverse "Standoff Voltage" (V_{WM}) which should be equal to or greater than the dc or continuous peak operating voltage level.

GRAPHS

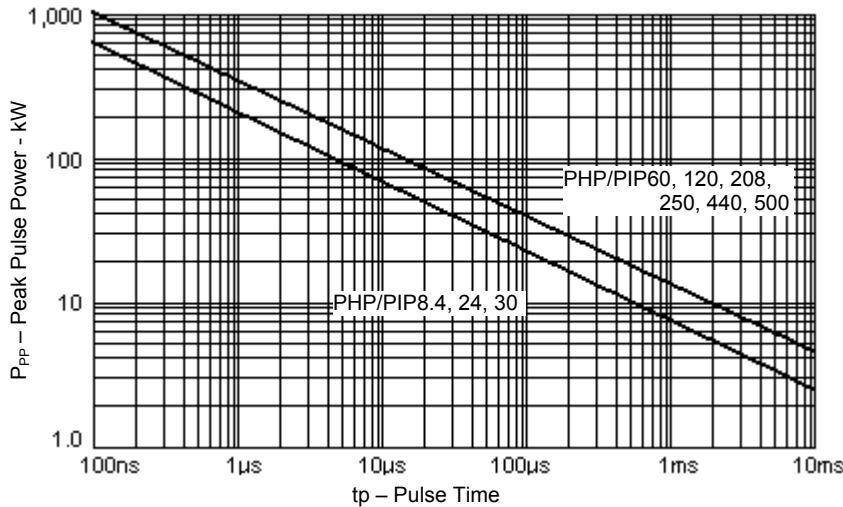


FIGURE 1
Peak Pulse Power vs. Pulse Time

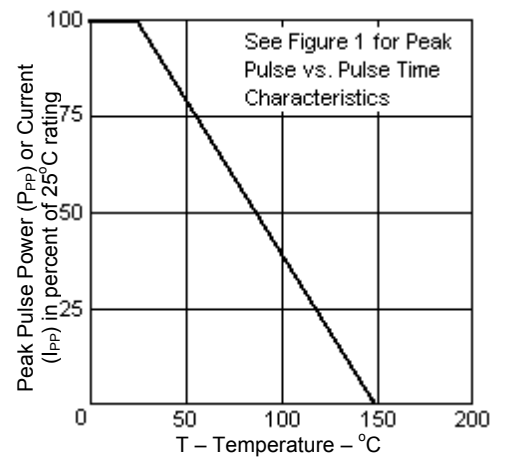


FIGURE 2
Pulse Waveform

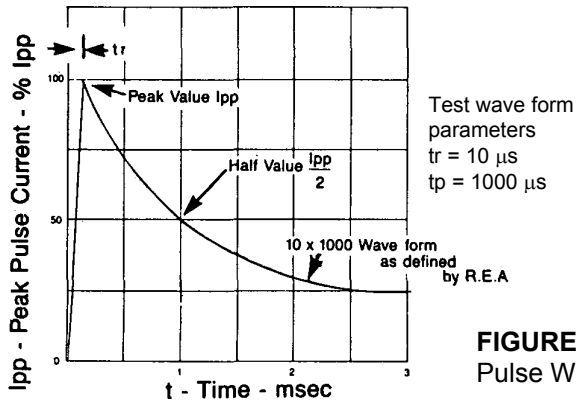
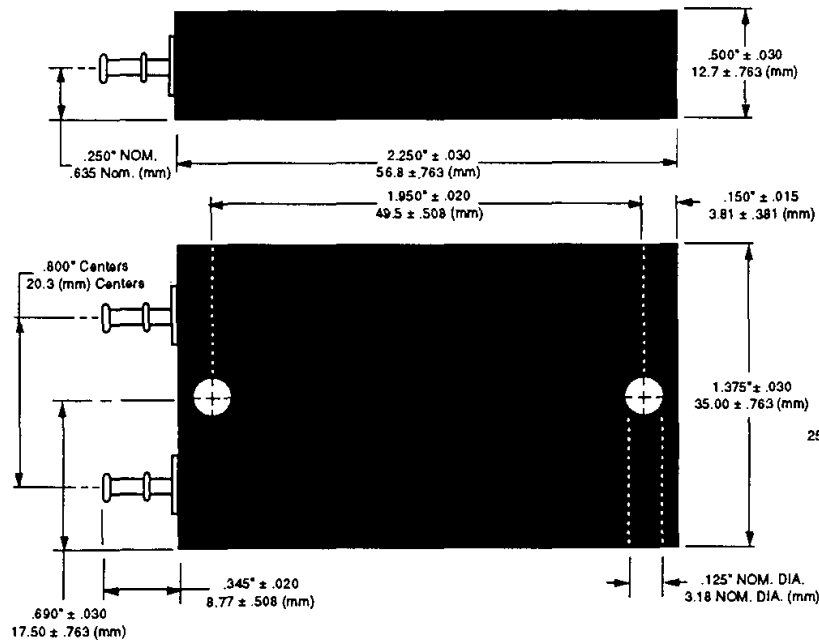


FIGURE 3
Pulse Waveform (Derating Curve)

PACKAGE DIMENSIONS



Case 11
60KS200C

MILITARY APPLICATIONS: PHP series sub-assemblies are packaged in a hermetically sealed glass-to-metal components with design consistency to MIL-PRF-19500/507.

COMMERCIAL APPLICATIONS: PIP series sub-assemblies are packaged with molded epoxy components.