



Chipsmall Limited consists of a professional team with an average of over 10 year of expertise in the distribution of electronic components. Based in Hongkong, we have already established firm and mutual-benefit business relationships with customers from,Europe,America and south Asia,supplying obsolete and hard-to-find components to meet their specific needs.

With the principle of “Quality Parts,Customers Priority,Honest Operation,and Considerate Service”,our business mainly focus on the distribution of electronic components. Line cards we deal with include Microchip,ALPS,ROHM,Xilinx,Pulse,ON,Everlight and Freescale. Main products comprise IC,Modules,Potentiometer,IC Socket,Relay,Connector.Our parts cover such applications as commercial,industrial, and automotives areas.

We are looking forward to setting up business relationship with you and hope to provide you with the best service and solution. Let us make a better world for our industry!



Contact us

Tel: +86-755-8981 8866 Fax: +86-755-8427 6832

Email & Skype: info@chipsmall.com Web: www.chipsmall.com

Address: A1208, Overseas Decoration Building, #122 Zhenhua RD., Futian, Shenzhen, China



Type 4X Polyester Junction Box w/ Raised Lid (Solid and Window) *PJ Series*

Continuous Hinge Door with Twist Latches



Application

- Designed for use as instrument enclosures, electric, hydraulic or pneumatic control housings, electrical junction boxes or terminal wiring enclosures.
- Provides outstanding insulation and protection where equipment may be hosed down or be very wet.
- Ideal in applications with high temperatures or highly corrosive environments.

Standards

- UL 508 Type 1, 2, 3, 4, 4X, 12 and 13
- CSA Type 1, 2, 3, 4, 4X, 12 and 13
- Complies with
 - NEMA Type 1, 2, 3, 4, 4X, 12, & 13
 - IEC 60529, IP66

Construction

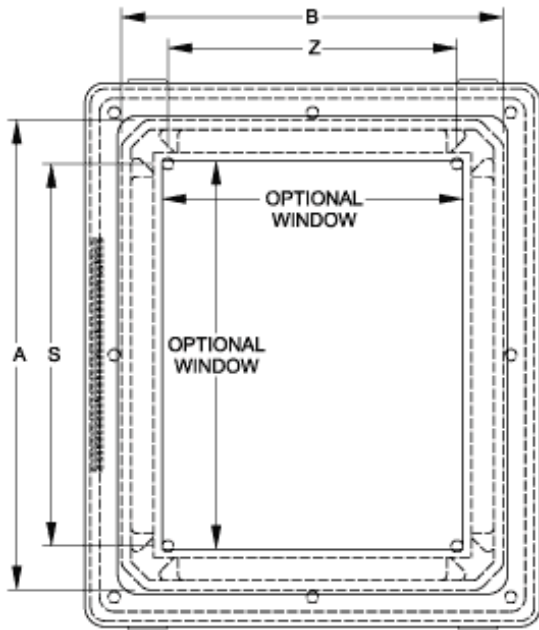
- Molded fiberglass polyester enclosure with matching cover is easily punched, cut, or drilled.
- Enhanced UV inhibitors protect against outdoor weathering.
- Threaded brass inserts are provided for optional inner panel or terminal kit mounting. Mounting hardware is included.
- Stainless steel draw type "twist latch" door fasteners.
- Door fasteners include a provision for padlocking.
- Enclosures are available with bonded polycarbonate viewing windows.
- Door is supported with a continuous stainless steel hinge.
- Captive oil resistant gasket provides a positive seal.
- Threaded brass inserts are provided for mounting feet to the rear of the enclosure.
- Stainless steel mounting brackets and hardware are provided for mounting to the rear of the enclosure.
- Operating temperatures between 130°C and -40°C (266°F to -40°F).
- Impact index of 6.78J (5 ft/lb).
- For corrosion resistance information, please refer to table in the Technical Information section.

Finish

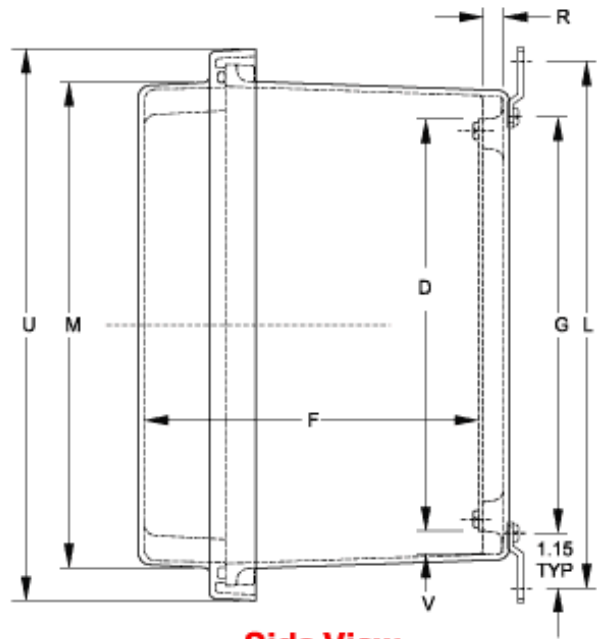
- Fiberglass polyester material has a gray finish.
- Optional inner panels are available in white powder coated finished steel or unfinished aluminum, or fiberglass.

Accessories

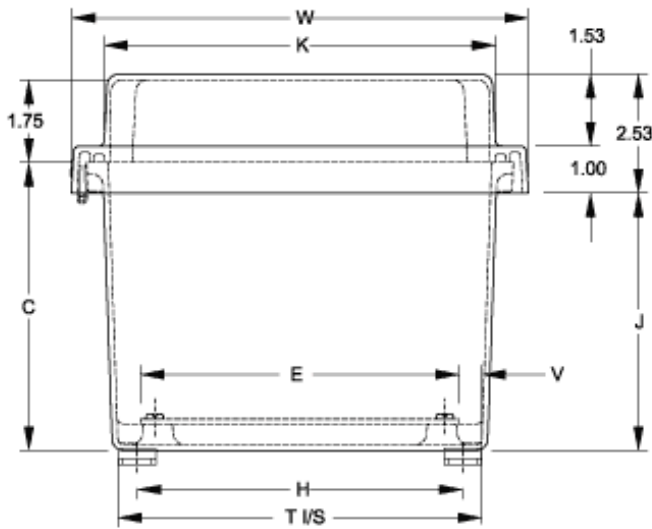
- PJ/PJU Replacement Hardware Kits
- Swing Panels
- Inner Panels
- Terminal Kit Assemblies



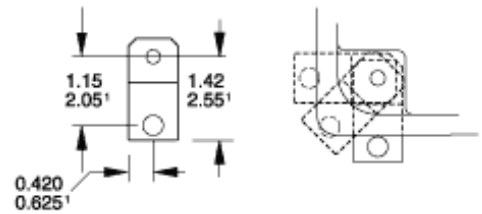
Front View



Side View



End View



Optional Mounting Feet Locations

Thermal Index
130°C to -40°C (266°F to -40°F)
Impact Index
6.78J (5 ft/lb)

Solid Cover Part No.	Window Cover Part No.	Overall Dimensions			Panel Size					Center		
		A	B	C	D	E	F	G	H	J	S	Z
PJ664RT	PJ664RTW	6.10	6.10	4.18	4.88	4.88	5.26	5.01	5.01	3.52	4.25	4.25
PJ864RT	PJ864RTW	8.00	6.12	4.13	6.75	4.88	5.21	6.89	5.01	3.47	6.25	4.25
PJ1084RT	PJ1084RTW	10.13	8.26	4.13	8.75	6.88	5.21	8.89	7.01	3.47	8.25	6.25
PJ1086RT	PJ1086RTW	10.13	8.26	6.13	8.75	6.88	7.21	8.89	7.01	5.47	8.25	6.25
PJ12106RT	PJ12106RTW	12.13	10.26	6.13	10.75	8.88	7.21	10.89	9.01	5.47	10.25	8.25
PJ14126RT	PJ14126RTW	14.13	12.26	6.13	12.75	10.88	7.21	12.89	11.01	5.47	12.25	10.25
PJ16148RT	PJ16148RTW	16.27	14.40	8.13	14.75	12.88	9.21	14.89	13.01	7.47	14.25	12.25
PJ18168RT	PJ18168RTW	18.40	16.40	8.13	16.88	14.88	9.21	16.97	14.97	7.47	16.25	14.25
PJ20168RT	PJ20168RTW	20.00	16.00	8.13	18.44	14.44	9.21	18.54	14.54	7.47	17.81	13.81
PJ24208RT ¹	PJ24208RTW ¹	24.00	20.00	8.13	21.00	17.00	8.65	22.75	18.75	7.47	19.25	15.25
PJ24248RT ¹	PJ24248RTW ¹	24.00	24.00	8.13	21.00	21.00	8.65	22.75	22.75	7.47	19.25	19.25

Solid Cover Part No.	Window Cover Part No.	Overall Dimensions			Panel Size					Center		
		A	B	C	D	E	F	G	H	J	S	Z
PJ30248RT ¹	PJ30248RTW ¹	30.00	24.00	8.13	27.00	21.00	8.65	28.75	22.75	7.47	25.25	19.25
PJ242010RT ¹	PJ242010RTW ¹	24.00	20.00	10.13	21.00	17.00	10.65	22.75	18.75	9.47	19.25	15.25
PJ242410RT ¹	PJ242410RTW ¹	24.00	24.00	10.13	21.00	21.00	10.65	22.75	22.75	9.47	19.25	19.25
PJ302410RT ¹	PJ302410RTW ¹	30.00	24.00	10.13	27.00	21.00	10.65	28.75	22.75	9.47	25.25	19.25

¹ Uses larger mounting foot - see drawing above.

Solid Cover Part No.	Window Cover Part No.	Cover Dimensions								Opt. Panel Part No.	Window	
		L	T	K	M	U	W	R	V		Height	Width
PJ664RT	PJ664RTW	7.32	5.83	6.08	6.08	7.69	7.69	0.44	0.49	14R0505	4.25	4.25
PJ864RT	PJ864RTW	9.19	5.85	6.11	7.98	9.59	7.71	0.44	0.50	14R0705	6.26	4.25
PJ1084RT	PJ1084RTW	11.19	7.85	8.44	10.32	11.77	9.90	0.44	0.50	14R0907	8.37	6.50
PJ1086RT	PJ1086RTW	11.19	7.85	8.44	10.32	11.77	9.90	0.44	0.50	14R0907	8.37	6.50
PJ12106RT	PJ12106RTW	13.19	9.85	10.45	12.32	13.77	11.90	0.44	0.50	14R1109	10.37	8.50
PJ14126RT	PJ14126RTW	15.19	11.85	12.45	14.32	15.73	13.85	0.44	0.50	14R1311	12.37	10.50
PJ16148RT	PJ16148RTW	17.19	13.71	13.86	15.73	17.87	15.99	0.44	0.50	14R1513	13.00	11.00
PJ18168RT	PJ18168RTW	19.28	15.72	15.86	17.86	20.00	18.00	0.44	0.50	P1868	14.00	12.00
PJ20168RT	PJ20168RTW	20.84	15.31	15.43	19.43	21.59	17.59	0.44	0.52	P2068	15.00	11.00
PJ24208RT ¹	PJ24208RTW ¹	25.06	19.73	20.16	24.16	25.59	21.59	1.00	1.38	18P2117	16.00	12.00
PJ24248RT ¹	PJ24248RTW ¹	25.06	23.73	24.16	24.16	25.59	25.59	1.00	1.38	18P2121	16.00	16.00
PJ30248RT ¹	PJ30248RTW ¹	31.06	23.73	24.16	30.16	31.59	25.59	1.00	1.38	18P2721	23.00	17.00
PJ242010RT ¹	PJ242010RTW ¹	25.06	19.70	20.16	24.16	25.59	21.59	1.00	1.36	18P2117	16.00	12.00
PJ242410RT ¹	PJ242410RTW ¹	25.06	23.70	24.16	24.16	25.59	25.59	1.00	1.36	18P2121	16.00	16.00
PJ302410RT ¹	PJ302410RTW ¹	31.06	23.70	24.16	30.16	31.59	25.59	1.00	1.36	18P2721	23.00	17.00

¹ Uses larger mounting foot - see drawing above.

Data subject to change without notice