



Chipsmall Limited consists of a professional team with an average of over 10 year of expertise in the distribution of electronic components. Based in Hongkong, we have already established firm and mutual-benefit business relationships with customers from,Europe,America and south Asia,supplying obsolete and hard-to-find components to meet their specific needs.

With the principle of “Quality Parts,Customers Priority,Honest Operation,and Considerate Service”,our business mainly focus on the distribution of electronic components. Line cards we deal with include Microchip,ALPS,ROHM,Xilinx,Pulse,ON,Everlight and Freescale. Main products comprise IC,Modules,Potentiometer,IC Socket,Relay,Connector.Our parts cover such applications as commercial,industrial, and automotives areas.

We are looking forward to setting up business relationship with you and hope to provide you with the best service and solution. Let us make a better world for our industry!



## Contact us

Tel: +86-755-8981 8866 Fax: +86-755-8427 6832

Email & Skype: info@chipsmall.com Web: www.chipsmall.com

Address: A1208, Overseas Decoration Building, #122 Zhenhua RD., Futian, Shenzhen, China



**Low Phase Noise, LVPECL VCXO (for 130MHz to 200MHz Fundamental Crystals)**

**FEATURES**

- Advanced non multiplier VCXO Design for High Performance Crystal Oscillators
- Input/Output Range: 130MHz to 200MHz
- Very Low Phase Noise: -149dBc @100kHz at 155.52MHz
- Very low Phase Jitter: <100fs RMS
- High Pull Range: ±140ppm
- Linearity: 5%
- Integrated Variable Capacitors
- Complementary LVPECL Outputs
- Power Supply: 3.3V ±10%
- Available in Die or Wafer Form

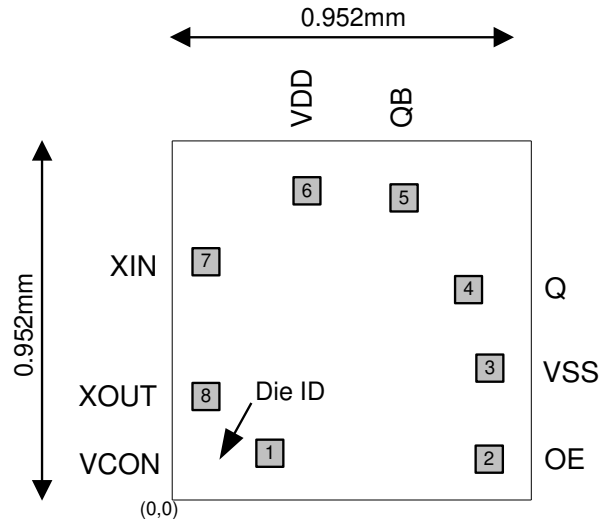
**DESCRIPTION**

The PL586-05/-08 is a non-multiplier VCXO IC specifically designed to pull fundamental mode crystals from 130MHz to 200MHz. This IC achieves a typical pull range of ±140ppm with 5% linearity. The phase noise performance, with <100fs phase jitter, makes this an ideal solution for all high end clocking applications such as SONET, WiMax, CPRI, OBSAI, Fiber Channel, and any application where performance and quality are required.

**DIE SPECIFICATIONS**

Name	Value
Size	952 micron x 952 micron
Reverse side	GND
Pad dimensions	80 micron x 80 micron
Thickness	8 mil

**DIE CONFIGURATION**



**OUTPUT ENABLE LOGIC PL586-05**

OE State (Pad 4)	Output Buffers State
0	Outputs Tri-Styled
1 (Default)	Outputs Enabled

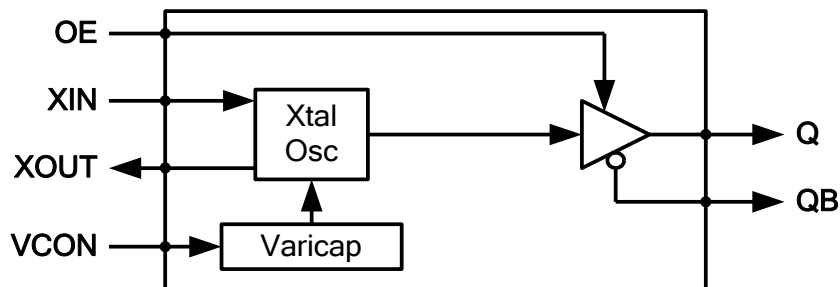
\* Internal 60KΩ pull-up resistor

**OUTPUT ENABLE LOGIC PL586-08**

OE State (Pad 4)	Output Buffers State
0 (Default)	Outputs Enabled
1	Outputs Tri-Styled

\* Internal 60KΩ pull-down resistor

**BLOCK DIAGRAM**



**Low Phase Noise, LVPECL VCXO (for 130MHz to 200MHz Fundamental Crystals)**
**PAD ASSIGNMENT**

Pad #	Name	X ( $\mu\text{m}$ )*	Y ( $\mu\text{m}$ )*	Description
1	VCON	-194	-365	Voltage Control input
2	XOUT	-372	-190	Crystal output connection
3	XIN	-372	158	Crystal input connection
4	VDD	-117	329	V <sub>DD</sub> connection
5	QB	140	315	Complementary LVPECL output
6	Q	315	75	LVPECL output
7	VSS	373	-127	GND connection
8	OE	373	-373	Output enable pin. Internal pull up (-05) or pull down (-08).

\* **Note:** Referenced to center of the die.

**ELECTRICAL SPECIFICATIONS**
**1. Absolute Maximum Ratings**

PARAMETERS	SYMBOL	MIN.	MAX.	UNITS
Supply Voltage	V <sub>DD</sub>		4.6	V
Input Voltage, DC	V <sub>I</sub>	V <sub>SS</sub> -0.5	V <sub>DD</sub> +0.5	V
Output Voltage, DC	V <sub>O</sub>	V <sub>SS</sub> -0.5	V <sub>DD</sub> +0.5	V
Storage Temperature	T <sub>S</sub>	-65	150	°C
Ambient Operating Temperature	T <sub>A</sub>	-40	85	°C
HBM ESD Protection		2,000		V

Exposure of the device under conditions beyond the limits specified by Maximum Ratings for extended periods may cause permanent damage to the device and affect product reliability. These conditions represent a stress rating only, and functional operations of the device at these or any other conditions above the operational limits noted in this specification is not implied. \*Operating temperature is guaranteed by design. Parts are tested to commercial grade only.

**Low Phase Noise, LVPECL VCXO (for 130MHz to 200MHz Fundamental Crystals)**
**2. Voltage Control Crystal Oscillator**

PARAMETERS	SYMBOL	CONDITIONS	MIN.	TYP.	MAX.	UNITS
VCXO Stabilization Time *	$T_{VCXOSTB}$	From power valid			10	ms
VCXO Pullability *		XTAL $C_1 = 6.8\text{fF}$ , $C_0/C_1 = 270$ $0\text{V} \leq V_{CON} \leq V_{DD}$ (25°C)		$\pm 160$		ppm
		XTAL $C_1 = 5.5\text{fF}$ , $C_0/C_1 = 260$ $0\text{V} \leq V_{CON} \leq V_{DD}$ (25°C)		$\pm 140$		ppm
		XTAL $C_1 = 5.5\text{fF}$ , $C_0/C_1 = 260$ $0.3\text{V} \leq V_{CON} \leq 3.0\text{V}$ (25°C)		$\pm 130$		ppm
Varicap Control Range *		$V_{CON} = 0$ to $V_{DD}$	0		3.3	V
Linearity *		$0.0\text{V} \leq V_{CON} \leq 3.3\text{V}$			10	%
		$0.3\text{V} \leq V_{CON} \leq 3.0\text{V}$			5	%
VCON Input Impedance *		DC Input resistance	10			MΩ
VCON Modulation BW *		$0\text{V} \leq V_{CON} \leq V_{DD}$ , -3dB		30		kHz

Note: Parameters denoted with an asterisk (\*) represent nominal characterization data and are not production tested to any specific limits.

**3. Crystal Specifications**

PARAMETERS	SYMBOL	CONDITIONS	MIN.	TYP.	MAX.	UNITS
Crystal Resonator Frequency	$F_{XIN}$	Fundamental Mode, AT cut	130		200	MHz
Crystal Loading Rating	$C_{L(xtal)}$	$V_{CON} = 1.65\text{V}$		5.5		pF
Shunt Capacitance	$C_0$				2.5	pF
Recommended ESR	$R_E$	$C_0 \leq 2.5\text{pF}$			30	Ω

**4. General Electrical Specifications**

PARAMETERS	SYMBOL	CONDITIONS	MIN.	TYP.	MAX.	UNITS
Supply Current	$I_{DD}$	Standard LVPECL Loading (See LVPECL Levels Test Circuit, page 4)			50	mA
Operating Voltage	$V_{DD}$		2.97	3.3	3.63	V
Output Clock Duty Cycle		@ $V_{DD} - 1.3\text{V}$ (See LVPECL Transition Time Waveform, page 4)	45	50	55	%
Short Circuit Current				$\pm 50$		mA

**Low Phase Noise, LVPECL VCXO (for 130MHz to 200MHz Fundamental Crystals)**

**5. Jitter Specifications**

PARAMETERS	CONDITIONS	MIN.	TYP.	MAX.	UNITS
Period Jitter RMS	At 155.52MHz, with capacitive decoupling between V <sub>DD</sub> and GND. Over 10,000 cycles		2.5		ps
Period Jitter pk-to-pk			20		
Integrated Jitter RMS at 155.52MHz	Integrated 12 kHz to 20 MHz		90		fs

**6. Phase Noise Specifications**

PARAMETERS	FREQUENCY	@10Hz	@100Hz	@1kHz	@10kHz	@100kHz	@1MHz	@10MHz	UNITS
Phase Noise, relative to carrier	155.52MHz	-48	-77	-105	-132	-149	-155	-158	dBc/Hz

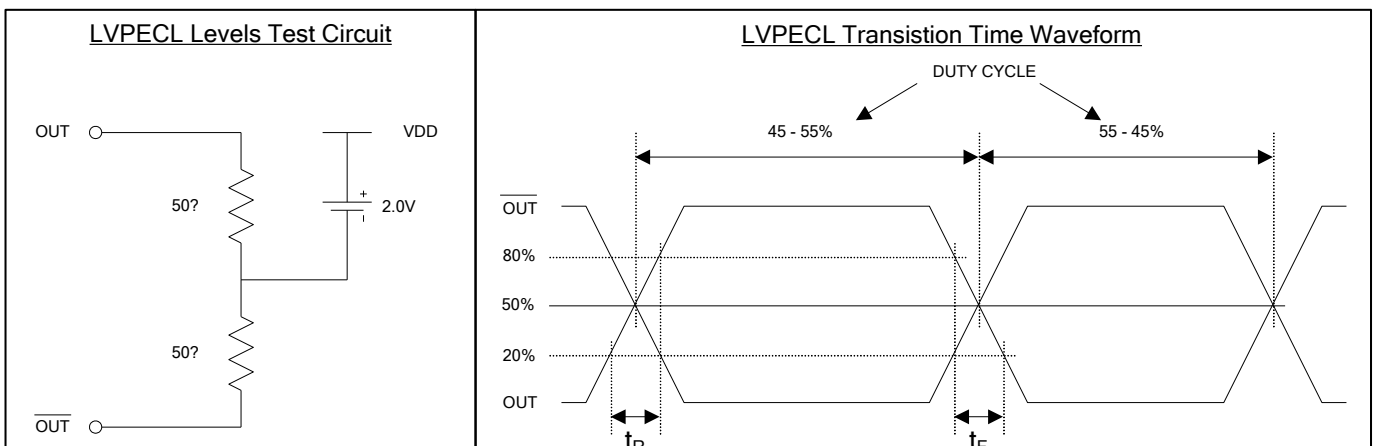
Note: Phase Noise measured at VCON = 0.3V to 3.0V.

**7. LVPECL Electrical Characteristics**

PARAMETERS	SYMBOL	CONDITIONS	MIN.	TYP.	MAX.	UNITS
Output High Voltage	V <sub>OH</sub>	R <sub>L</sub> = 50 Ω to (V <sub>DD</sub> - 2V) (see figure)	V <sub>DD</sub> - 1.025	V <sub>DD</sub> - 0.950	V <sub>DD</sub> - 0.880	V
Output Low Voltage	V <sub>OL</sub>		V <sub>DD</sub> - 1.810	V <sub>DD</sub> - 1.700	V <sub>DD</sub> - 1.620	V

**8. LVPECL Switching Characteristics**

PARAMETERS	SYMBOL	CONDITIONS	MIN.	TYP.	MAX.	UNITS
Clock Rise Time	t <sub>r</sub>	@20/80% of output waveform			300	ps
Clock Fall Time	t <sub>f</sub>	@80/20% of output waveform			300	ps





**Low Phase Noise, LVPECL VCXO (for 130MHz to 200MHz Fundamental Crystals)**

**ORDERING INFORMATION**

**For part ordering, please contact our Sales Department:**

2180 Fortune Drive, San Jose, CA 95131, USA

Tel: (408) 944-0800 Fax: (408) 474-1000

**PART NUMBER**

The order number for this device is a combination of the following:

Part number, Package type and Operating temperature range

**Part Number** PL586-0X XX

**Packaging Option**

D = Die

W = Wafer

**Temperature Range**

C=Commercial (0°C to 70°C)

Order Number	Packaging
PL586-05DC PL586-08DC	Die – Waffle Pack
PL586-05WC PL586-08WC	Wafer

Micrel Inc., reserves the right to make changes in its products or specifications, or both at any time without notice. The information furnished by Micrel is believed to be accurate and reliable. However, Micrel makes no guarantee or warranty concerning the accuracy of said information and shall not be responsible for any loss or damage of whatever nature resulting from the use of, or reliance upon this product.

**LIFE SUPPORT POLICY:** Micrel's products are not authorized for use as critical components in life support devices or systems without the express written approval of the President of Micrel Inc.