



Chipsmall Limited consists of a professional team with an average of over 10 year of expertise in the distribution of electronic components. Based in Hongkong, we have already established firm and mutual-benefit business relationships with customers from,Europe,America and south Asia,supplying obsolete and hard-to-find components to meet their specific needs.

With the principle of “Quality Parts,Customers Priority,Honest Operation,and Considerate Service”,our business mainly focus on the distribution of electronic components. Line cards we deal with include Microchip,ALPS,ROHM,Xilinx,Pulse,ON,Everlight and Freescale. Main products comprise IC,Modules,Potentiometer,IC Socket,Relay,Connector.Our parts cover such applications as commercial,industrial, and automotives areas.

We are looking forward to setting up business relationship with you and hope to provide you with the best service and solution. Let us make a better world for our industry!



Contact us

Tel: +86-755-8981 8866 Fax: +86-755-8427 6832

Email & Skype: info@chipsmall.com Web: www.chipsmall.com

Address: A1208, Overseas Decoration Building, #122 Zhenhua RD., Futian, Shenzhen, China



Low Phase Noise, LVPECL XO (for 120MHz to 170MHz 3rd Overtone Crystals)

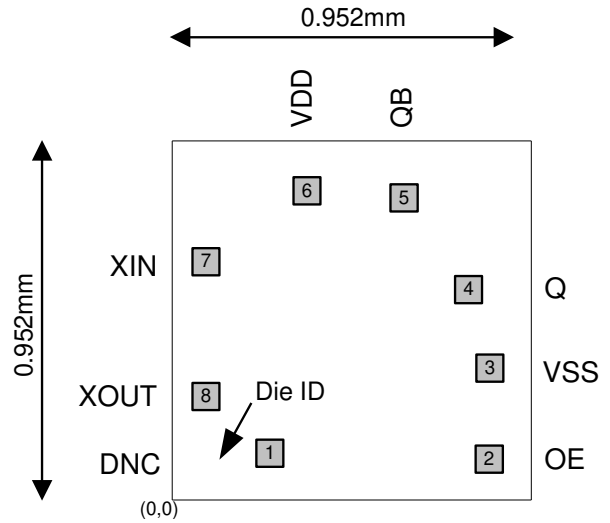
FEATURES

- Advanced non multiplier XO Design for High Performance Crystal Oscillators
- Input/Output Range: 120MHz to 170MHz
- Uses external resistor for 3rd overtone selection
- Ultra Low Phase Noise: -80dBc @10Hz at 156.25MHz
- Ultra Low Phase Jitter: <60fs RMS
- Complementary LVPECL Outputs
- Power Supply: 3.3V ±10%
- Available in Die or Wafer Form

DESCRIPTION

The PL686-35 is a non-multiplier XO IC specifically designed for 3rd overtone crystals from 120MHz to 170MHz. The phase noise performance, with <60fs phase jitter, makes this an ideal solution for all high end clocking applications such as SONET, WiMax, CPRI, OBSAI, Fiber Channel, and any application where performance and quality are required.

DIE CONFIGURATION



DIE SPECIFICATIONS

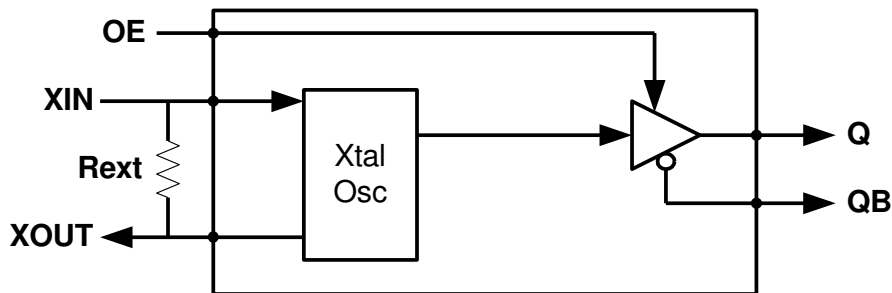
Name	Value
Size	952 micron x 952 micron
Reverse side	GND
Pad dimensions	80 micron x 80 micron
Thickness	8 mil

OUTPUT ENABLE LOGIC

OE State* (Pad 4)	Output Buffers State
0	Outputs Tri-Stated
1 (Default)	Outputs Enabled

* Internal 60KΩ pull-up resistor

BLOCK DIAGRAM



Low Phase Noise, LVPECL XO (for 120MHz to 170MHz 3rd Overtone Crystals)
PAD ASSIGNMENT

Pad #	Name	X (μm)*	Y (μm)*	Description
1	DNC	-194	-365	Do Not Connect
2	OE	373	-373	Output enable pin. Internal pull up resistor.
3	VSS	373	-127	GND connection
4	Q	315	75	LVPECL output
5	QB	140	315	Complementary LVPECL output
6	VDD	-117	329	V _{DD} connection
7	XIN	-372	158	Crystal input connection
8	XOUT	-372	-190	Crystal output connection

* **Note:** Referenced to center of the die.

ELECTRICAL SPECIFICATIONS
1. Absolute Maximum Ratings

PARAMETERS	SYMBOL	MIN.	MAX.	UNITS
Supply Voltage	V _{DD}		4.6	V
Input Voltage, DC	V _I	V _{SS} -0.5	V _{DD} +0.5	V
Output Voltage, DC	V _O	V _{SS} -0.5	V _{DD} +0.5	V
Storage Temperature	T _S	-65	150	°C
Ambient Operating Temperature	T _A	-40	85	°C
HBM ESD Protection		2,000		V

Exposure of the device under conditions beyond the limits specified by Maximum Ratings for extended periods may cause permanent damage to the device and affect product reliability. These conditions represent a stress rating only, and functional operations of the device at these or any other conditions above the operational limits noted in this specification is not implied. *Operating temperature is guaranteed by design. Parts are tested to commercial grade only.

Low Phase Noise, LVPECL XO (for 120MHz to 170MHz 3rd Overtone Crystals)
2. Crystal Specifications

PARAMETERS	SYMBOL	CONDITIONS	MIN.	TYP.	MAX.	UNITS
Crystal Resonator Frequency	F_{XIN}	3 rd Overtone, AT cut	120		170	MHz
Crystal Loading Rating	$C_{L(xtal)}$			5		pF
External Resistor	R_{EXT}	For 156.25MHz Connect between XIN and XOUT.		2200		Ω
Shunt Capacitance	C_0				2.5	pF
Recommended ESR	R_E	$C_0 \leq 2.5\text{pF}$, $R_{EXT} = 2.2\text{K}\Omega$			30	Ω
		$C_0 \leq 2.0\text{pF}$, $R_{EXT} = 2.2\text{K}\Omega$			40	Ω

3. General Electrical Specifications

PARAMETERS	SYMBOL	CONDITIONS	MIN.	TYP.	MAX.	UNITS
Supply Current	I_{DD}	Standard LVPECL Loading (See LVPECL Levels Test Circuit, page 4)			50	mA
Operating Voltage	V_{DD}		2.97	3.3	3.63	V
Output Clock Duty Cycle		@ $V_{DD} - 1.3\text{V}$ (See LVPECL Transition Time Waveform, page 4)	45	50	55	%
Short Circuit Current				± 50		mA

4. Jitter Specifications

PARAMETERS	CONDITIONS	MIN.	TYP.	MAX.	UNITS
Period Jitter RMS	At 156.25MHz, with capacitive decoupling between V_{DD} and GND. Over 10,000 cycles		2.3		ps
Period Jitter pk-to-pk			18		
Integrated Jitter RMS at 156.25MHz	Integrated 12 kHz to 20 MHz		55		fs

5. Phase Noise Specifications

PARAMETERS	FREQUENCY	@10Hz	@100Hz	@1kHz	@10kHz	@100kHz	@1MHz	@10MHz	UNITS
Phase Noise, relative to carrier	156.25MHz	-80	-112	-140	-152	-157	-159	-162	dBc/Hz

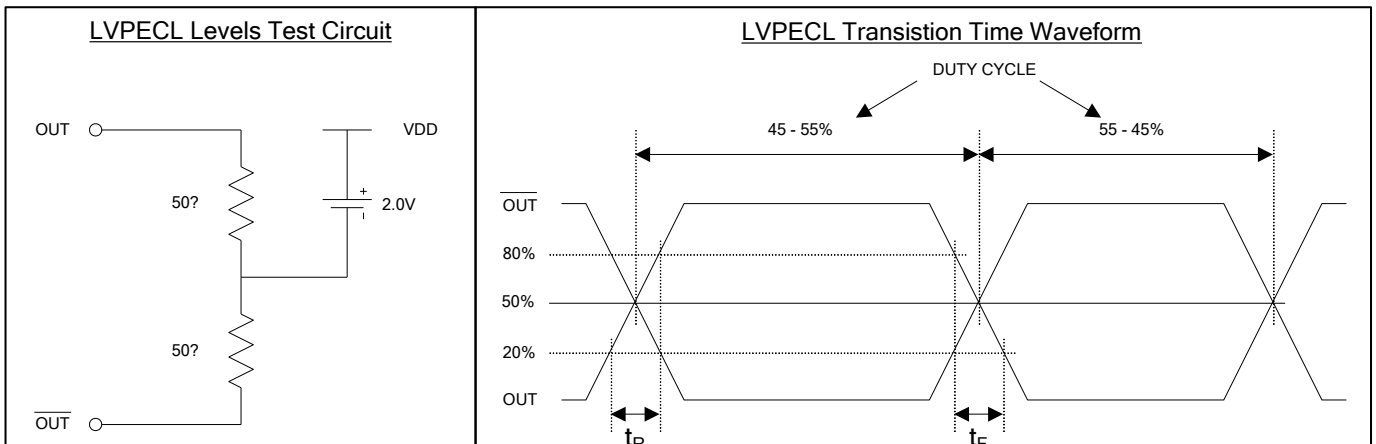
Low Phase Noise, LVPECL XO (for 120MHz to 170MHz 3rd Overtone Crystals)

6. LVPECL Electrical Characteristics

PARAMETERS	SYMBOL	CONDITIONS	MIN.	TYP.	MAX.	UNITS
Output High Voltage	V_{OH}	$R_L = 50 \Omega$ to $(V_{DD} - 2V)$ (see figure)	$V_{DD} - 1.025$	$V_{DD} - 0.950$	$V_{DD} - 0.880$	V
Output Low Voltage	V_{OL}		$V_{DD} - 1.810$	$V_{DD} - 1.700$	$V_{DD} - 1.620$	V

7. LVPECL Switching Characteristics

PARAMETERS	SYMBOL	CONDITIONS	MIN.	TYP.	MAX.	UNITS
Clock Rise Time	t_r	@20/80% of output waveform		200	300	ps
Clock Fall Time	t_f	@80/20% of output waveform		200	300	ps





Low Phase Noise, LVPECL XO (for 120MHz to 170MHz 3rd Overtone Crystals)

ORDERING INFORMATION

For part ordering, please contact our Sales Department:

2180 Fortune Drive, San Jose, CA 95131, USA

Tel: (408) 944-0800 Fax: (408) 474-1000

PART NUMBER

The order number for this device is a combination of the following:

Part number, Package type and Operating temperature range

Part Number PL686-35 XX

Packaging Option

D = Die

W = Wafer

Temperature Range

C=Commercial (0°C to 70°C)

Order Number	Packaging
PL686-35DC	Die – Waffle Pack
PL686-35WC	Wafer

Micrel Inc., reserves the right to make changes in its products or specifications, or both at any time without notice. The information furnished by Micrel is believed to be accurate and reliable. However, Micrel makes no guarantee or warranty concerning the accuracy of said information and shall not be responsible for any loss or damage of whatever nature resulting from the use of, or reliance upon this product.

LIFE SUPPORT POLICY: Micrel's products are not authorized for use as critical components in life support devices or systems without the express written approval of the President of Micrel Inc.