



Chipsmall Limited consists of a professional team with an average of over 10 year of expertise in the distribution of electronic components. Based in Hongkong, we have already established firm and mutual-benefit business relationships with customers from,Europe,America and south Asia,supplying obsolete and hard-to-find components to meet their specific needs.

With the principle of “Quality Parts,Customers Priority,Honest Operation,and Considerate Service”,our business mainly focus on the distribution of electronic components. Line cards we deal with include Microchip,ALPS,ROHM,Xilinx,Pulse,ON,Everlight and Freescale. Main products comprise IC,Modules,Potentiometer,IC Socket,Relay,Connector.Our parts cover such applications as commercial,industrial, and automotives areas.

We are looking forward to setting up business relationship with you and hope to provide you with the best service and solution. Let us make a better world for our industry!



Contact us

Tel: +86-755-8981 8866 Fax: +86-755-8427 6832

Email & Skype: info@chipsmall.com Web: www.chipsmall.com

Address: A1208, Overseas Decoration Building, #122 Zhenhua RD., Futian, Shenzhen, China



DATA SHEET

EQ25/LP
EQ cores and accessories

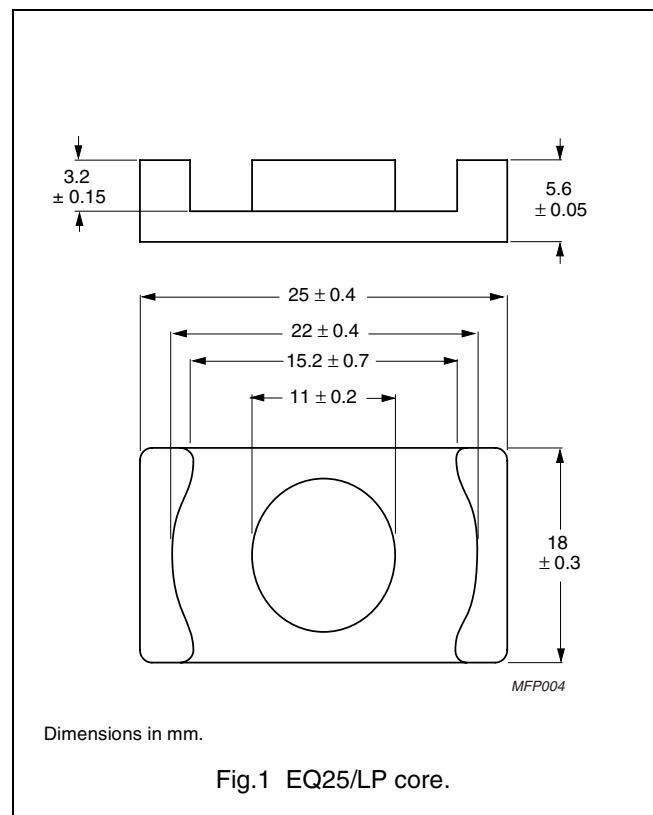
Supersedes data of September 2004

2008 Sep 01

CORES

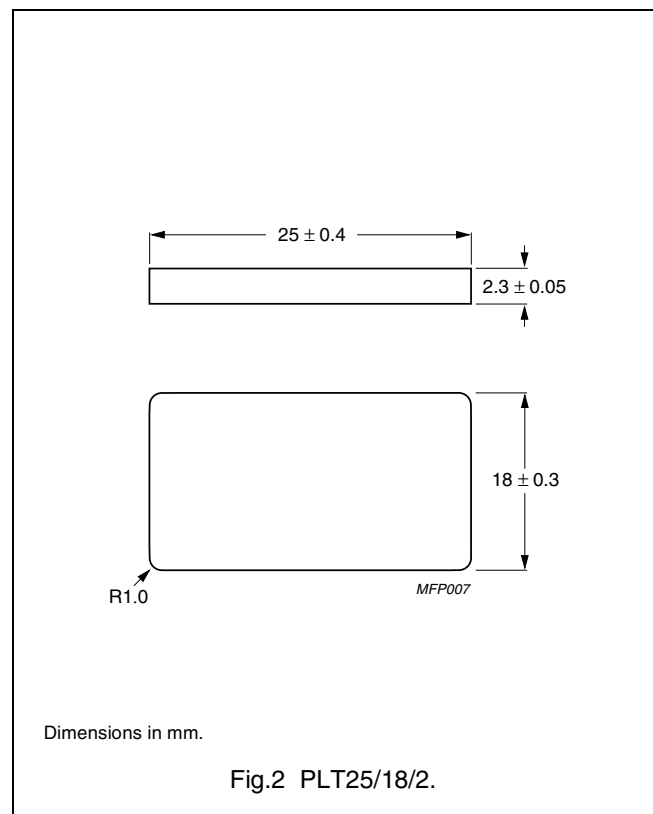
Effective core parameters of a EQ/LP/PLT combination

SYMBOL	PARAMETER	VALUE	UNIT
$\Sigma(l/A)$	core factor (C1)	0.294	mm ⁻¹
V_e	effective volume	2370	mm ³
l_e	effective length	26.4	mm
A_e	effective area	89.7	mm ²
A_{min}	minimum area	82.8	mm ²
m	mass of core half	≈ 8.2	g
m	mass of plate	≈ 4.9	g








Ordering information for plates

GRADE	TYPE NUMBER
3C94	PLT25/18/2-3C94
3C95 <small>des</small>	PLT25/18/2-3C95
3C96 <small>des</small>	PLT25/18/2-3C96
3F35 <small>des</small>	PLT25/18/2-3F35
3F4 <small>des</small>	PLT25/18/2-3F4
3F45 <small>prot</small>	PLT25/18/2-3F45



Core halves for use in combination with a plate (PLT)

A_L measured in combination with a plate (PLT), clamping force for A_L measurements, 40 ± 20 N.

GRADE	A_L (nH)	μ_e	AIR GAP (μm)	TYPE NUMBER
3C94	$6100 \pm 25 \%$	≈ 1430	≈ 0	EQ25/LP-3C94
3C95 	$7130 \pm 25 \%$	≈ 1670	≈ 0	EQ25/LP-3C95
3C96 	$5600 \pm 25 \%$	≈ 1310	≈ 0	EQ25/LP-3C96
3F35 	$4350 \pm 25 \%$	≈ 1020	≈ 0	EQ25/LP-3F35
3F4 	$3100 \pm 25 \%$	≈ 725	≈ 0	EQ25/LP-3F4
3F45 	$3100 \pm 25 \%$	≈ 725	≈ 0	EQ25/LP-3F45

Properties of core sets under power conditions

CORE COMBINATION	B (mT) at	CORE LOSS (W) at			
	H = 250 A/m; f = 10 kHz; T = 100 °C	f = 100 kHz; $\hat{B} = 100$ mT; T = 100 °C	f = 100 kHz; $\hat{B} = 200$ mT; T = 25 °C	f = 100 kHz; $\hat{B} = 200$ mT; T = 100 °C	f = 500 kHz; $\hat{B} = 50$ mT; T = 100 °C
EQ/LP+PLT25-3C94	≥ 320	≤ 0.21	–	≤ 1.4	–
EQ/LP+PLT25-3C95	≥ 320	–	≤ 1.4	≤ 1.33	–
EQ/LP+PLT25-3C96	≥ 340	≤ 0.16	–	≤ 1.1	≤ 0.89
EQ/LP+PLT25-3F35	≥ 300	–	–	–	≤ 0.32

Properties of core sets under power conditions (continued)

CORE COMBINATION	B (mT) at	CORE LOSS (W) at			
	H = 250 A/m; f = 10 kHz; T = 100 °C	f = 500 kHz; $\hat{B} = 100$ mT; T = 100 °C	f = 1 MHz; $\hat{B} = 30$ mT; T = 100 °C	f = 1 MHz; $\hat{B} = 50$ mT; T = 100 °C	f = 3 MHz; $\hat{B} = 10$ mT; T = 100 °C
EQ/LP+PLT25-3F35	≥ 300	≤ 2.5	–	–	–
EQ/LP+PLT25-3F4	≥ 300	–	≤ 0.71	–	≤ 1.14
EQ/LP+PLT25-3F45	≥ 300	–	≤ 0.54	≤ 2.0	≤ 0.95




DATA SHEET STATUS DEFINITIONS

DATA SHEET STATUS	PRODUCT STATUS	DEFINITIONS
Preliminary specification	Development	This data sheet contains preliminary data. Ferroxcube reserves the right to make changes at any time without notice in order to improve design and supply the best possible product.
Product specification	Production	This data sheet contains final specifications. Ferroxcube reserves the right to make changes at any time without notice in order to improve design and supply the best possible product.

DISCLAIMER

Life support applications — These products are not designed for use in life support appliances, devices, or systems where malfunction of these products can reasonably be expected to result in personal injury. Ferroxcube customers using or selling these products for use in such applications do so at their own risk and agree to fully indemnify Ferroxcube for any damages resulting from such application.

PRODUCT STATUS DEFINITIONS

STATUS	INDICATION	DEFINITION
Prototype		These are products that have been made as development samples for the purposes of technical evaluation only. The data for these types is provisional and is subject to change.
Design-in		These products are recommended for new designs.
Preferred		These products are recommended for use in current designs and are available via our sales channels.
Support		These products are not recommended for new designs and may not be available through all of our sales channels. Customers are advised to check for availability.