



Chipsmall Limited consists of a professional team with an average of over 10 year of expertise in the distribution of electronic components. Based in Hongkong, we have already established firm and mutual-benefit business relationships with customers from,Europe,America and south Asia,supplying obsolete and hard-to-find components to meet their specific needs.

With the principle of "Quality Parts,Customers Priority,Honest Operation,and Considerate Service",our business mainly focus on the distribution of electronic components. Line cards we deal with include Microchip,ALPS,ROHM,Xilinx,Pulse,ON,Everlight and Freescale. Main products comprise IC,Modules,Potentiometer,IC Socket,Relay,Connector.Our parts cover such applications as commercial,industrial, and automotives areas.

We are looking forward to setting up business relationship with you and hope to provide you with the best service and solution. Let us make a better world for our industry!



Contact us

Tel: +86-755-8981 8866 Fax: +86-755-8427 6832

Email & Skype: info@chipsmall.com Web: www.chipsmall.com

Address: A1208, Overseas Decoration Building, #122 Zhenhua RD., Futian, Shenzhen, China





BOURNS®

Features

- Formerly J.W. Miller® model
- Current rating up to 25.4 A
- Toroidal core
- RoHS compliant*

Applications

- Input/output of DC/DC converters
- Industrial electronics
- Power supplies for:
 - Portable communications equipment
 - Camcorders
 - LCD TVs
 - Car radios

PM2120 Series - High Current SMD Power Inductors

Electrical Specifications

Bourns Part No.	Inductance 1 kHz		DCR Max. (mΩ)	Idc (A)	Dim. A Max. mm/(in.)
	(μH)	Tol. (%)			
PM2120-1R0M-RC	1.0	±20	2	25.4	20.83 / (0.82)
PM2120-1R2M-RC	1.2	±20	2	25.4	20.83 / (0.82)
PM2120-1R5M-RC	1.5	±20	3	22.0	20.83 / (0.82)
PM2120-1R8M-RC	1.8	±20	3	22.0	20.83 / (0.82)
PM2120-2R2M-RC	2.2	±20	3	19.7	20.83 / (0.82)
PM2120-2R7M-RC	2.7	±20	3	19.7	20.83 / (0.82)
PM2120-3R3M-RC	3.3	±20	4	18.0	20.83 / (0.82)
PM2120-3R9M-RC	3.9	±20	4	18.0	20.83 / (0.82)
PM2120-4R7M-RC	4.7	±20	5	16.6	20.83 / (0.82)
PM2120-5R6M-RC	5.6	±20	5	15.6	20.83 / (0.82)
PM2120-6R8M-RC	6.8	±20	6	14.7	20.83 / (0.82)
PM2120-8R2M-RC	8.2	±20	6	14.7	20.83 / (0.82)
PM2120-100K-RC	10	±10	7	13.9	20.83 / (0.82)
PM2120-120K-RC	12	±10	8	12.7	20.83 / (0.82)
PM2120-150K-RC	15	±10	9	12.2	20.83 / (0.82)
PM2120-180K-RC	18	±10	9	11.8	20.83 / (0.82)
PM2120-220K-RC	22	±10	11	11.0	20.83 / (0.82)
PM2120-270K-RC	27	±10	12	10.4	20.83 / (0.82)
PM2120-330K-RC	33	±10	13	10.1	20.83 / (0.82)
PM2120-390K-RC	39	±10	14	9.6	20.83 / (0.82)
PM2120-470K-RC	47	±10	19	8.2	20.07 / (0.79)
PM2120-560K-RC	56	±10	21	7.9	20.07 / (0.79)
PM2120-680K-RC	68	±10	29	6.7	19.56 / (0.77)
PM2120-820K-RC	82	±10	32	6.4	22.10 / (0.87)
PM2120-101K-RC	100	±10	35	6.1	22.10 / (0.87)
PM2120-121K-RC	120	±10	39	5.8	22.10 / (0.87)
PM2120-151K-RC	150	±10	43	5.5	22.10 / (0.87)
PM2120-181K-RC	180	±10	47	5.3	21.08 / (0.83)
PM2120-221K-RC	220	±10	52	5.0	21.08 / (0.83)
PM2120-271K-RC	270	±10	72	4.2	20.32 / (0.80)
PM2120-331K-RC	330	±10	100	3.6	19.81 / (0.78)
PM2120-391K-RC	390	±10	108	3.5	19.81 / (0.78)
PM2120-471K-RC	470	±10	119	3.3	21.59 / (0.85)
PM2120-561K-RC	560	±10	130	3.2	21.59 / (0.85)
PM2120-681K-RC	680	±10	142	3.0	21.59 / (0.85)
PM2120-821K-RC	820	±10	157	2.9	21.59 / (0.85)
PM2120-102K-RC	1000	±10	215	2.5	20.83 / (0.82)

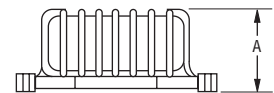
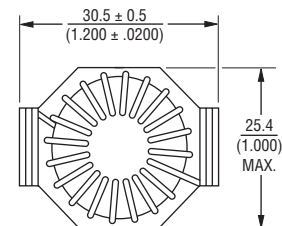
General Specifications

Test Voltage 0.1 V
 Reflow Soldering 245 °C; 5 seconds
 Operating Temperature
 -55 °C to +105 °C
 (Temperature rise included)
 Storage Temperature ... -55 °C to +105 °C
 Resistance to Soldering Heat
 260 °C, 10 sec. max.

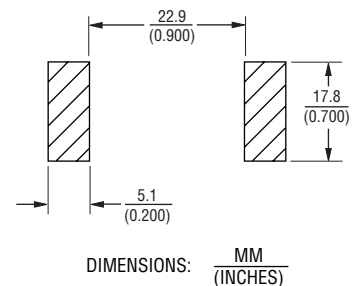
Materials

Core Iron
 Wire Enameled copper
 Adhesive Epoxy resin
 Terminal Sn/Ag/Cu
 Rated Current
 See "Inductance vs. Current" table
 Temperature Rise
 30 °C typical at Idc
 Packaging 77 pcs. per box

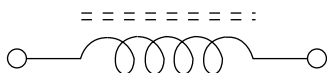
Product Dimensions



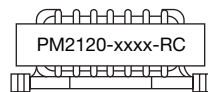
Recommended Pad Layout



Electrical Schematic



Typical Part Marking



*RoHS Directive 2002/95/EC Jan. 27, 2003 including annex and RoHS Recast 2011/65/EU June 8, 2011.
 Specifications are subject to change without notice.
 Customers should verify actual device performance in their specific applications.

PM2120 Series - High Current SMD Power Inductors

BOURNS®

Inductance vs. Current

L (μH)	Idc (A) to decrease L by 10 %	Idc (A) to decrease L by 20 %	Idc (A) to decrease L by 30 %	Idc (A) to decrease L by 40 %	Idc (A) to decrease L by 50 %
1	15.3	24.5	34.4	45.9	61.3
1.2	17.4	27.9	39.2	52.2	69.7
1.5	15.8	25.3	35.6	47.4	63.3
1.8	14.6	23.4	32.9	43.8	58.5
2.2	13.1	21.0	29.5	39.3	52.5
2.7	11.7	18.7	26.3	35.1	46.9
3.3	15.1	24.2	34.0	45.3	60.5
3.9	9.70	15.5	21.8	29.1	38.9
4.7	8.90	14.3	20.0	26.7	35.7
5.6	8.10	13.0	18.2	24.3	32.4
6.8	7.40	11.9	16.7	22.2	29.6
8.2	6.70	10.7	15.1	20.1	26.8
10	6.10	9.77	13.7	18.3	24.4
12	5.60	8.97	12.6	16.8	22.4
15	4.90	7.85	11.0	14.7	19.6
18	4.60	7.37	10.4	13.8	18.4
22	4.10	6.57	9.23	12.3	16.4
27	3.70	5.93	8.33	11.1	14.8
33	3.35	5.37	7.54	10.1	13.4
39	3.10	4.97	6.98	9.30	12.4
47	2.80	4.49	6.30	8.40	11.2
56	2.55	4.09	5.74	7.65	10.2
68	2.35	3.76	5.29	7.05	9.41
82	2.15	3.44	4.84	6.45	8.61
100	1.92	3.08	4.32	5.76	7.69
120	1.75	2.80	3.94	5.25	7.01
150	1.58	2.53	3.56	4.74	6.33
180	1.43	2.29	3.22	4.29	5.73
220	1.30	2.08	2.93	3.90	5.21
270	1.18	1.89	2.66	3.54	4.73
330	1.11	1.78	2.50	3.33	4.45
390	0.97	1.55	2.18	2.91	3.89
470	0.89	1.43	2.00	2.67	3.57
560	0.81	1.30	1.82	2.43	3.24
680	0.74	1.19	1.67	2.22	2.96
820	0.67	1.07	1.51	2.01	2.68
1000	0.61	0.98	1.37	1.83	2.44