



Chipsmall Limited consists of a professional team with an average of over 10 year of expertise in the distribution of electronic components. Based in Hongkong, we have already established firm and mutual-benefit business relationships with customers from,Europe,America and south Asia,supplying obsolete and hard-to-find components to meet their specific needs.

With the principle of “Quality Parts,Customers Priority,Honest Operation,and Considerate Service”,our business mainly focus on the distribution of electronic components. Line cards we deal with include Microchip,ALPS,ROHM,Xilinx,Pulse,ON,Everlight and Freescale. Main products comprise IC,Modules,Potentiometer,IC Socket,Relay,Connector.Our parts cover such applications as commercial,industrial, and automotives areas.

We are looking forward to setting up business relationship with you and hope to provide you with the best service and solution. Let us make a better world for our industry!



Contact us

Tel: +86-755-8981 8866 Fax: +86-755-8427 6832

Email & Skype: info@chipsmall.com Web: www.chipsmall.com

Address: A1208, Overseas Decoration Building, #122 Zhenhua RD., Futian, Shenzhen, China



THIS DOCUMENT CONTAINS DATA PROPRIETARY TO PROJECTS UNLIMITED, INC. ANY USE OR REPRODUCTION, IN ANY FORM, WITHOUT PRIOR WRITTEN PERMISSION OF PROJECTS UNLIMITED, INC. IS PROHIBITED.
© 2005, Projects Unlimited Inc.

SPECIFICATIONS

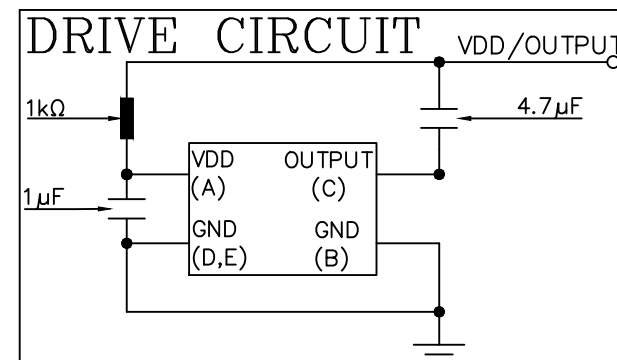
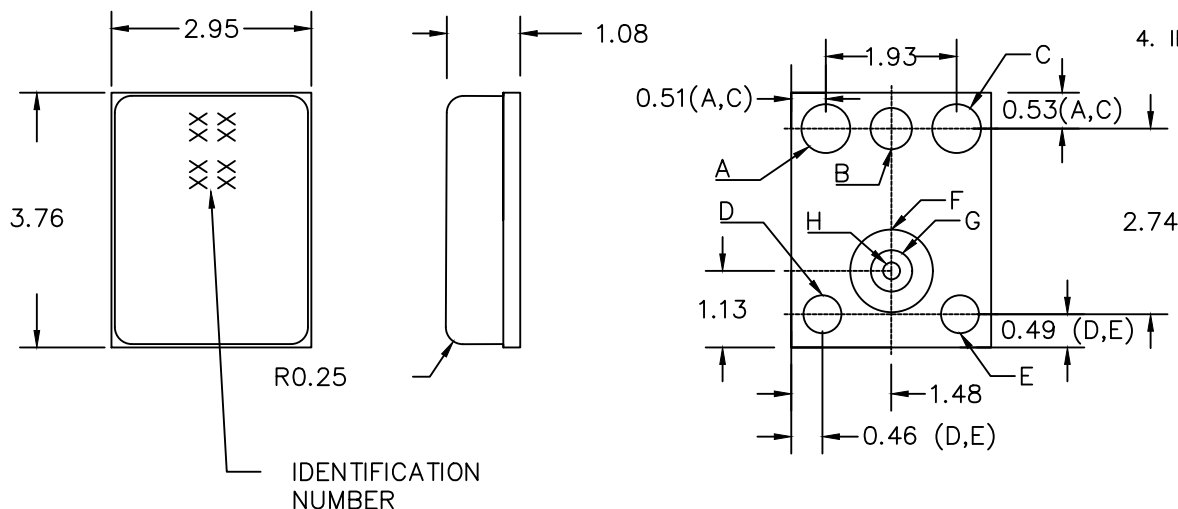
PARAMETERS	VALUES	UNITS
DIRECTIVITY	OMNI	—
SENSITIVITY (0 dB=1V/Pa @ 1 kHz)	-38±3	dB
STANDARD OPERATING VOLTAGE	2.1	Vdc
OPERATING VOLTAGE RANGE	1.6 – 3.6	Vdc
CURRENT CONSUMPTION (TYPICAL)	150	µA
IMPEDANCE	≤400	Ohm
SIGNAL TO NOISE RATIO (TYPICAL)	61	dB
FREQUENCY RANGE	100 – 10,000	Hz
MAX INPUT SOUND LEVEL (FOR <10% DISTORTION)	125	dB

REVISIONS

LTR	DESCRIPTION	DATE	APPROVED
—	RELEASED FROM ENGINEERING	7/15/16	


NOTES:

- ALL DIMENSIONS ARE IN MILLIMETERS. TOLERANCE FOR EACH LISTED DIMENSION IS ±0.1MM.
- SPECIFICATION SUBJECT TO CHANGE OR WITHDRAWAL WITHOUT NOTICE.
- LAND PATTERN DIMENSIONS ARE EXACTLY THE SAME SIZE AND SHAPE AS PADS ON PIEZO MEMS SENSOR. RECOMMENDED SOLDER PASTE HEIGHT IS 3-5 MILS (75µm to 125µm).
- IP68 INGRESS PROTECTION RATING FOR DUST AND WATER.



DESCRIPTION	LABEL	MIN	NOMINAL	MAX
POWER	A	0.62	0.72	0.82
GND	B	0.51	0.61	0.71
OUTPUT	C	0.62	0.72	0.82
GND	D	0.46	0.56	0.66
GND	E	0.46	0.56	0.66
OUTER ACOUSTIC SEAL	F	1.12	1.22	1.32
INNER ACOUSTIC SEAL	G	0.51	0.61	0.71
ACOUSTIC HOLE	H	0.15	0.25	0.35

UNLESS OTHERWISE SPECIFIED:
ALL PURCHASES ARE SUBJECT TO THE PUI AUDIO TERMS AND CONDITIONS SALE FOUND AT http://www.puiaudio.com/pdf/terms_conditions.pdf (paper copy available upon request).
DIMENSIONS ARE IN MILLIMETERS, TOLERANCES ARE ±0.1 AND ANGLES ARE ±3°.



3541 Stop Eight Road
Dayton, Ohio 45414

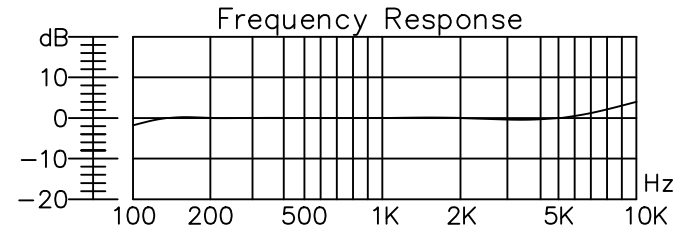
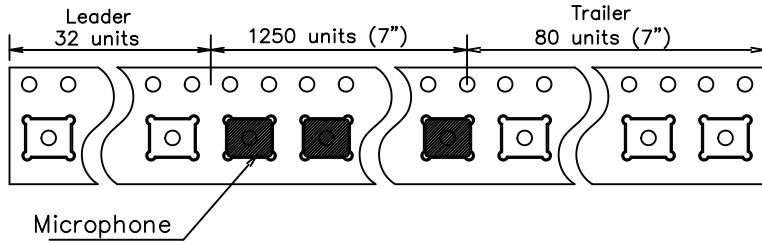
PIEZO MEMS MICROPHONE

APPROVALS	DATE
DRAWN <i>M.V.</i>	7/16
CHECKED <i>M.V.</i>	7/16
APPROVED <i>B.R.</i>	7/16

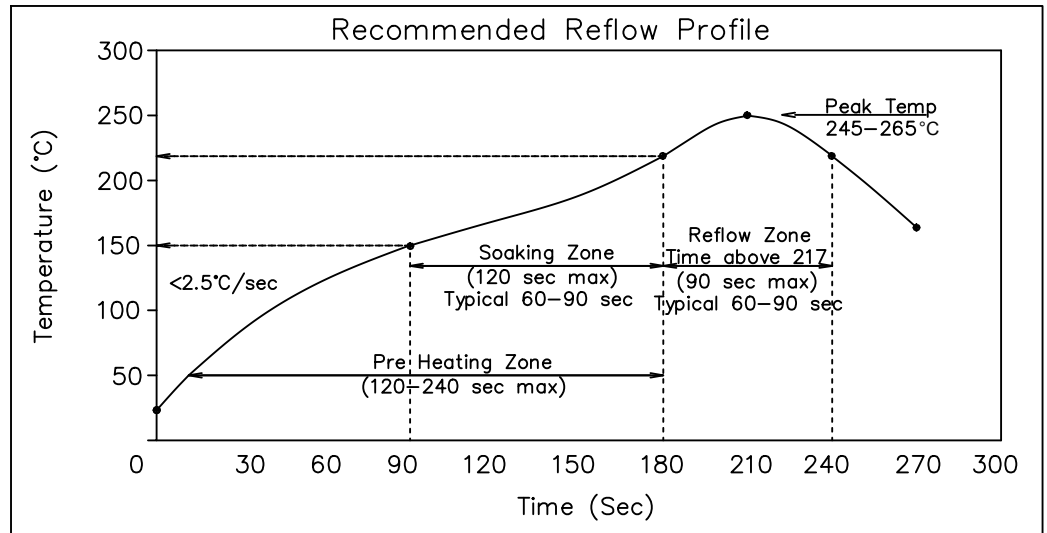
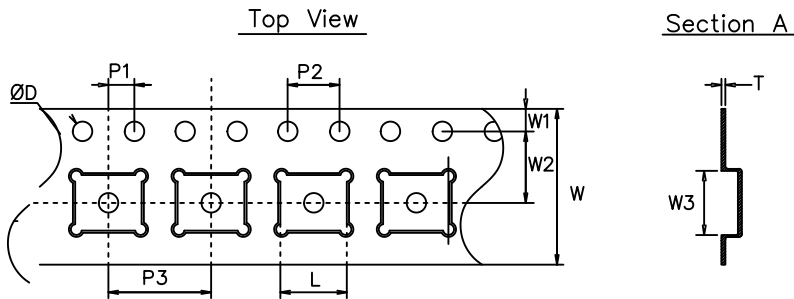
SIZE A DRAWING NO. PMM-3738-WP-R
SCALE: N.T.S. SHEET 1 OF 1

Tape and Reel
Quantity: 1250 pieces per reel

REVISIONS			
LTR	DESCRIPTION	DATE	APPROVED
-	RELEASED FROM ENGINEERING	7/15/16	

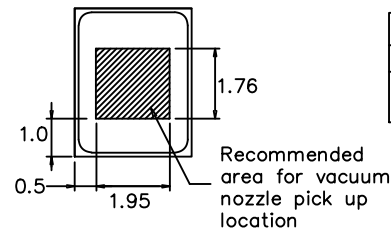


Tape Layout




Symbol	Millimeter		
	Minimum	Nominal	Maximum
ØD	1.5	1.5	1.6
P1	1.9	2.0	2.1
P2	3.9	4.0	4.1
P3	7.9	8.0	8.1
L	3.73	3.83	3.93
W	11.7	12	12.3
W1	1.65	1.75	1.85
W2	5.4	5.5	5.6
W3	2.88	2.98	3.08
T	0.25	0.3	0.35

Pickup Tool Pick Location



Pick Up Pressure Limits		
Condition	mmHg	PSI
Max Air Purge	3000	58
Max Vacuum	-500	9.6

UNLESS OTHERWISE SPECIFIED:
ALL PURCHASES ARE SUBJECT TO THE PUI AUDIO TERMS AND CONDITIONS SALE FOUND AT http://www.puiaudio.com/pdf/terms_conditions.pdf (paper copy available upon request).
DIMENSIONS ARE IN MILLIMETERS, TOLERANCES ARE ± 0.5 AND ANGLES ARE $\pm 3^\circ$.



3541 Stop Eight Road
Dayton, Ohio 45414

PIEZO MEMS MICROPHONE

APPROVALS	DATE	SIZE	DRAWING NO.
DRAWN M.V.	7/16	A	PMM-3738-WP-R
CHECKED M.V.	7/16		
APPROVED B.R.	7/16	SCALE: N.T.S.	SHEET 1 OF 1

THIS DOCUMENT CONTAINS DATA PROPRIETARY TO PROJECTS UNLIMITED, INC. ANY USE OR REPRODUCTION, IN ANY FORM, WITHOUT PRIOR WRITTEN PERMISSION OF PROJECTS UNLIMITED, INC. IS PROHIBITED.
© 2005, Projects Unlimited Inc.