



Chipsmall Limited consists of a professional team with an average of over 10 year of expertise in the distribution of electronic components. Based in Hongkong, we have already established firm and mutual-benefit business relationships with customers from,Europe,America and south Asia,supplying obsolete and hard-to-find components to meet their specific needs.

With the principle of “Quality Parts,Customers Priority,Honest Operation,and Considerate Service”,our business mainly focus on the distribution of electronic components. Line cards we deal with include Microchip,ALPS,ROHM,Xilinx,Pulse,ON,Everlight and Freescale. Main products comprise IC,Modules,Potentiometer,IC Socket,Relay,Connector.Our parts cover such applications as commercial,industrial, and automotives areas.

We are looking forward to setting up business relationship with you and hope to provide you with the best service and solution. Let us make a better world for our industry!



## Contact us

Tel: +86-755-8981 8866 Fax: +86-755-8427 6832

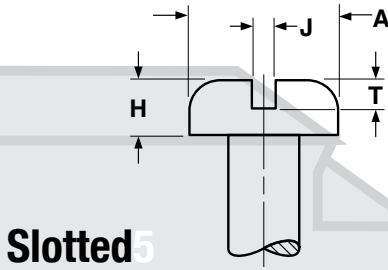
Email & Skype: info@chipsmall.com Web: www.chipsmall.com

Address: A1208, Overseas Decoration Building, #122 Zhenhua RD., Futian, Shenzhen, China

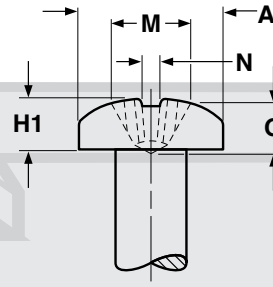


# Machine Screws Head Dimensions

Pan  
Combo Pan



Slotted<sup>5</sup>

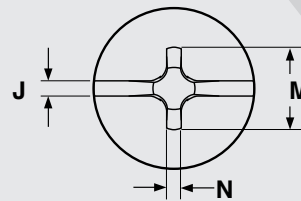
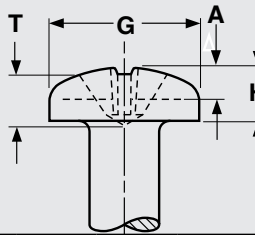


Phillips

## PAN HEADS FOR MACHINE SCREWS AND SEMS

ASME  
B18.6.3-2002

Nominal Size	A		H		H1		J		T		M		G	N	Phillips Driver Size
	Head Diameter		Height of Head				Width of Slot		Depth of Slot		Dimensions of Recess				
			Slotted		Recessed						Diameter		Depth	Width	
	Max	Min	Max	Min	Max	Min	Max	Min	Max	Min	Max	Min	Max	Min	
0	.116	.104	.039	.031	.044	.036	.023	.016	.022	.014	.067	.054	.039	.013	0
2	.167	.155	.053	.045	.062	.053	.031	.023	.031	.022	.104	.091	.059	.017	1
3	.193	.180	.060	.051	.071	.062	.035	.027	.036	.026	.112	.099	.068	.019	1
4	.219	.205	.068	.058	.080	.070	.039	.031	.040	.030	.122	.109	.078	.019	1
5	.245	.231	.075	.065	.089	.079	.043	.035	.045	.034	.158	.145	.083	.028	2
6	.270	.256	.082	.072	.097	.087	.048	.039	.050	.037	.166	.153	.091	.028	2
8	.322	.306	.096	.085	.115	.105	.054	.045	.058	.045	.182	.169	.108	.030	2
10	.373	.357	.110	.099	.133	.122	.060	.050	.068	.053	.199	.186	.124	.031	2
12	.425	.407	.125	.112	.151	.139	.067	.056	.077	.061	.259	.246	.141	.034	3
1/4	.492	.473	.144	.130	.175	.162	.075	.064	.087	.070	.281	.268	.161	.036	3
5/16	.615	.594	.178	.162	.218	.203	.084	.072	.106	.085	.350	.337	.193	.059	4
3/8	.740	.716	.212	.195	.261	.244	.094	.081	.124	.100	.389	.376	.233	.065	4



## COMBINATION DRIVE PAN HEADS FOR MACHINE SCREWS

ASME B18.6.3  
2002

Nominal Screw Size	G		H		J		A		M		T		N	Recess Penetration		Driver Size
	Head Dimensions				Slot Dimensions				Recess Dimensions							
	Head Diameter		Head Height		Width		Depth		Diameter		Depth		Recess Width			
	Max	Min	Max	Min	Max	Min	Max	Min	Max	Min	Max	Min	Min	Max	Min	
4	.219	.205	.080	.070	.039	.031	.040	.027	.122	.109	.078	.060	.019	.071	.053	1
6	.270	.256	.097	.087	.048	.039	.050	.033	.166	.153	.091	.066	.028	.080	.055	2
8	.322	.306	.115	.105	.054	.045	.058	.041	.182	.169	.108	.082	.030	.097	.071	2
10	.373	.357	.133	.122	.060	.050	.068	.048	.199	.186	.124	.100	.031	.113	.089	2
12	.425	.407	.151	.112	.067	.056	.077	.055	.259	.246	.141	.115	.034	.124	.098	3
1/4	.492	.473	.175	.162	.075	.064	.087	.063	.281	.268	.161	.135	.036	.144	.118	3
5/16	.615	.594	.218	.203	.084	.072	.106	.076	.350	.337	.193	.169	.059	.173	.149	4