



Chipsmall Limited consists of a professional team with an average of over 10 year of expertise in the distribution of electronic components. Based in Hongkong, we have already established firm and mutual-benefit business relationships with customers from,Europe,America and south Asia,supplying obsolete and hard-to-find components to meet their specific needs.

With the principle of “Quality Parts,Customers Priority,Honest Operation,and Considerate Service”,our business mainly focus on the distribution of electronic components. Line cards we deal with include Microchip,ALPS,ROHM,Xilinx,Pulse,ON,Everlight and Freescale. Main products comprise IC,Modules,Potentiometer,IC Socket,Relay,Connector.Our parts cover such applications as commercial,industrial, and automotives areas.

We are looking forward to setting up business relationship with you and hope to provide you with the best service and solution. Let us make a better world for our industry!



Contact us

Tel: +86-755-8981 8866 Fax: +86-755-8427 6832

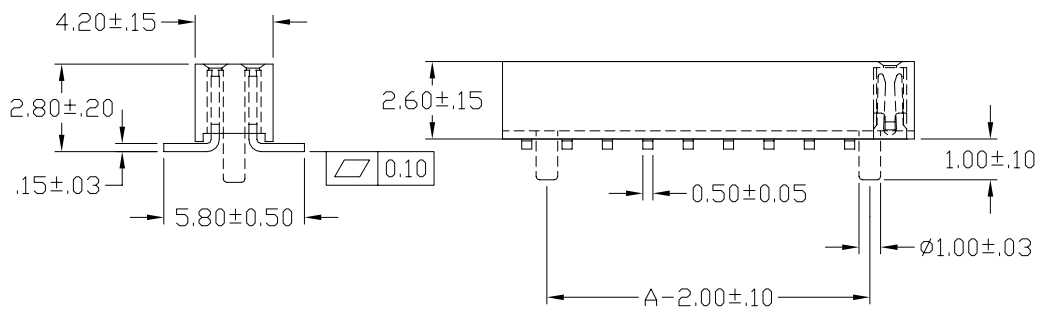
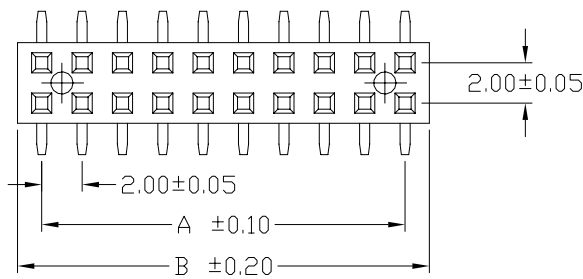
Email & Skype: info@chipsmall.com Web: www.chipsmall.com

Address: A1208, Overseas Decoration Building, #122 Zhenhua RD., Futian, Shenzhen, China



No. of Positions	DIMENSIONS	
	A	B
10	8.00	10.40
12	10.00	12.40
14	12.00	14.40
16	14.00	16.40
18	16.00	18.40
20	18.00	20.40
22	20.00	22.40
24	22.00	24.40
26	24.00	26.40
28	26.00	28.40
30	28.00	30.40
32	30.00	32.40
34	32.00	34.40
36	34.00	36.40
38	36.00	38.40
40	38.00	40.40
42	40.00	42.40
44	42.00	44.40
46	44.00	46.40
48	46.00	48.40
50	48.00	50.40
52	50.00	52.40
54	52.00	54.40
56	54.00	56.40
58	56.00	58.40
60	58.00	60.40
62	60.00	62.40
64	62.00	64.40
66	64.00	66.40
68	66.00	68.40
70	68.00	70.40
72	70.00	72.40
74	72.00	74.40
76	74.00	76.40
78	76.00	78.40
80	78.00	80.40

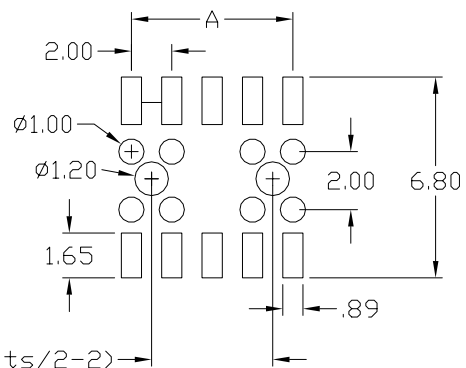
NOTE: Number of contacts (pins) is not the same as the number of positions. For this dual row connector, each position has 2 contacts (pins).



SPECIFICATIONS

Current Rating: 1 Amp
 Insulator resistance: 5000 Megohms min.
 Contact resistance: 20 m ohms max.
 Dielectric withstanding: AC 500 V
 Operating Temperature: -40°~+105°C
 Max Processing Temp: 230° for 30 seconds (260° C for 10 seconds.)
 Contact Material: Phosphor Bronze.
 Insulator Material: High Temperature Thermoplastic,UL 94V-0

Recommended P.C.Board SMD Layout



2.0X (No. of contacts/2-2)

replace "xx" with number of positions (not total pins) to complete P/N

For Plating Options, the 3rd letter of the part number denotes plating:
 P = Gold Flash Overall S = 10u" Overall Gold
 W = Selective Gold Flash Z = 10u" Selective Gold
 X = 30u" Selective Gold

Sullins Electronics San Marcos, CA www.SullinsElectronics.com	GENERAL TOLERANCE		SCALE	NTS	DRAWN	JWHITE	DATE	11/4/03	DWG. NO.	T0024	REV.	B
	XX. ±	XXX. ±	UNIT	MM	CHECK	AJT	DATE	11/4/03				
	X. ± 0.20	.XXX ±	SIZE	APPROVE	DATE	11/4/03	PARTS NO.	PPPNxx2GFNS (w/o location peg) PPPNxx2GFNP (with location peg)	SHEET	1/1		
	.X ± 0.10	X.* ±										
.XX ± 0.05	.X* ±											