



Chipsmall Limited consists of a professional team with an average of over 10 year of expertise in the distribution of electronic components. Based in Hongkong, we have already established firm and mutual-benefit business relationships with customers from,Europe,America and south Asia,supplying obsolete and hard-to-find components to meet their specific needs.

With the principle of “Quality Parts,Customers Priority,Honest Operation,and Considerate Service”,our business mainly focus on the distribution of electronic components. Line cards we deal with include Microchip,ALPS,ROHM,Xilinx,Pulse,ON,Everlight and Freescale. Main products comprise IC,Modules,Potentiometer,IC Socket,Relay,Connector.Our parts cover such applications as commercial,industrial, and automotives areas.

We are looking forward to setting up business relationship with you and hope to provide you with the best service and solution. Let us make a better world for our industry!



Contact us

Tel: +86-755-8981 8866 Fax: +86-755-8427 6832

Email & Skype: info@chipsmall.com Web: www.chipsmall.com

Address: A1208, Overseas Decoration Building, #122 Zhenhua RD., Futian, Shenzhen, China



Piezoelectronic Products

PS Series

Piezoelectronic Buzzers(without circuit) Pin Terminal/Lead

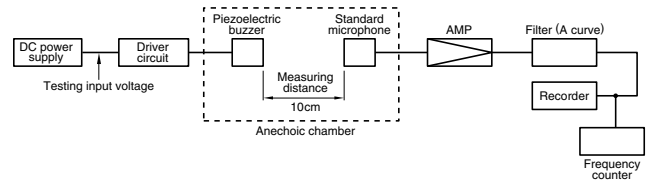
FEATURES

- The PS series are high-performance buzzers that employ unimorph piezoelectric elements and are designed for easy incorporation into various circuits.
- They feature extremely low power consumption in comparison to electromagnetic units.
- Because these buzzers are designed for external excitation, the same part can serve as both a musical tone oscillator and a buzzer.
- They can be used with automated inserters. Moisture-resistant models are also available.
- The lead wire type(PS1550L40N) with both-sided adhesive tape installed easily is prepared.

APPLICATIONS

Electric ranges, washing machines, computer terminals, various devices that require speech synthesis output.

SOUND MEASURING METHOD



SPECIFICATIONS AND CHARACTERISTICS

Type	Part No.	External dimensions			Characteristics		
		Outer diameter (mm)	Height (mm)	Pitch (mm)	Sound pressure (dB(A)/10cm)	Frequency (kHz)	Input voltage (Vo-p)[Rectangular wave]
PS12 Type	PS1240P02AT	ø12.2	6.5	5	70 min.	4	3
	PS1240P02CT	ø12.2	3.5	5	60 min.	4	3
PS14 Type	PS1440P02BT	ø14	8	5	75 min.	4	3
	PS1420P02AT	ø14	11	5	70 min.	2	5
PS17 Type	PS1740P02	ø17	8	10	75 min.	4	3
	PS1740P02C1	ø17	5	10	60 min.	4	3
	PS1720P02	ø17	8	10	70 min.	2	3
PS19 Type	PS1927P02	ø19	10.5 [excluding terminal]	20	90 min.	2.7	10
	PS1920P02	ø19	10.5 [excluding terminal]	20	80 min.	2	10

Type	Part No.	Applications	Features
PS12 Type	PS1240P02AT	For warning and alarm sounds of home appliances(air conditioners, refrigerators, fan forced heaters, cordless telephones, etc.)	• Compact • Automatic mountable • 12.7mm pitch radial taping
	PS1240P02CT		• Thin type • Automatic mountable • 12.7mm pitch radial taping
PS14 Type	PS1440P02BT		• High sound pressure • Automatic mountable • 15mm pitch radial taping
	PS1420P02AT		• Low frequency tone • Automatic mountable • 15mm pitch radial taping
PS17 Type	PS1740P02		• High sound pressure • Packing in bulk
	PS1740P02C1		• Thin type • Packing in bulk
	PS1720P02	• Low frequency tone • High sound pressure	
PS19 Type	PS1927P02	For potted circuit (washing machines, drying machines, hot water supply systems, etc.)	• High sound pressure • Water-proof processing element
	PS1920P02		• Low frequency tone • Water-proof processing element

Piezoelectronic Products

PS Series

Piezoelectronic Buzzers(without circuit) Pin Terminal/Lead

PIN TERMINAL TYPE

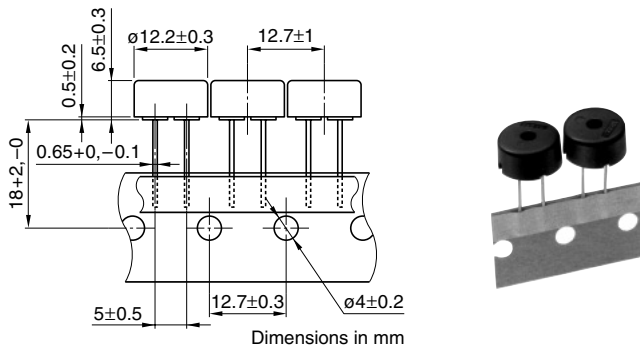
PS12 TYPE

PS1240P02AT

FEATURES

- Miniature size($\phi 12.2 \times T6.5$ mm).
- High cost performance.
- Suitable for automatic radial taping machine(12.7mm-pitch).

SHAPES AND DIMENSIONS



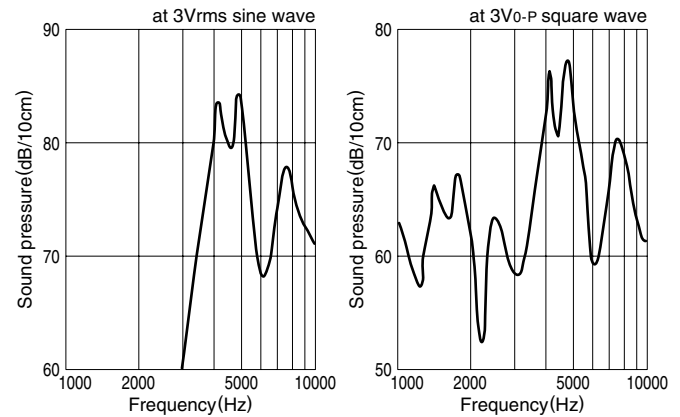
SPECIFICATIONS AND CHARACTERISTICS

Sound pressure	70dBA/ 10cm min.	[at 4kHz, 3V _{0-P} rectangular wave, measuring temperature: 25±5°C, humidity: 60±10%]
Temperature range	Operating -20 to +70°C Storage -30 to +80°C	
Maximum input voltage	30V _{0-P} max.	[without DC bias]
Minimum delivery unit	2500 pieces	[500 pieces/1 reel×5 reels]

FREQUENCY SOUND PRESSURE CHARACTERISTICS

SINE WAVE DRIVE

SQUARE WAVE DRIVE

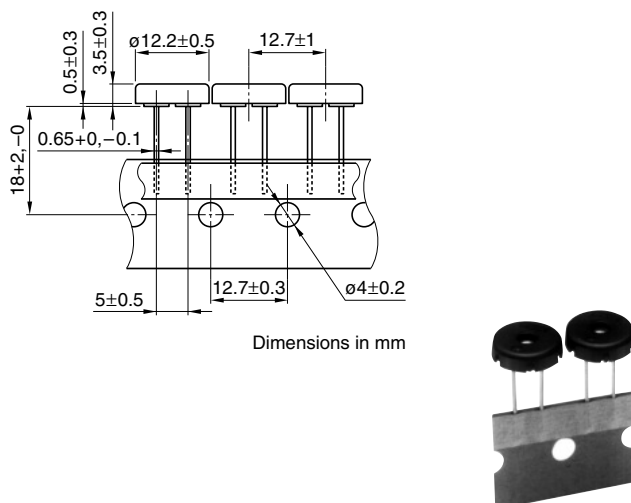


PS1240P02CT

FEATURES

- Thin type($\phi 12.2 \times T3.5$ mm).
- Suitable for automatic radial taping machine(12.7mm-pitch).

SHAPES AND DIMENSIONS



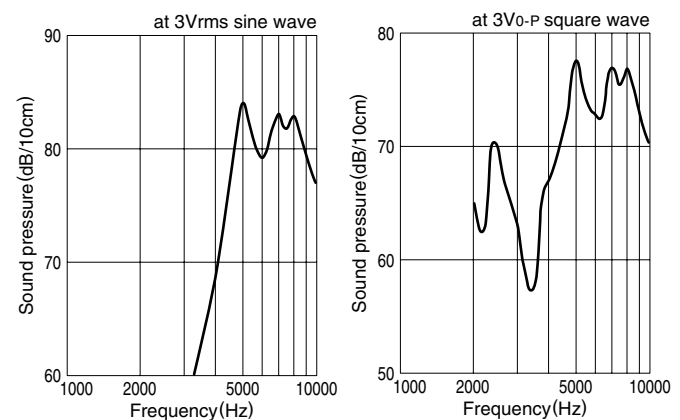
SPECIFICATIONS AND CHARACTERISTICS

Sound pressure	60dBA/ 10cm min.	[at 4kHz, 3V _{0-P} rectangular wave, measuring temperature: 25±5°C, humidity: 60±10%]
Temperature range	Operating -20 to +70°C Storage -30 to +80°C	
Maximum input voltage	30V _{0-P} max.	[without DC bias]

FREQUENCY SOUND PRESSURE CHARACTERISTICS

SINE WAVE DRIVE

SQUARE WAVE DRIVE



Piezoelectric Products

PS Series

Piezoelectric Buzzers(without circuit) Pin Terminal/Lead

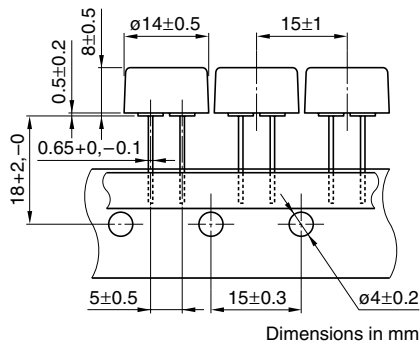
PS14 TYPE

PS1440P02BT

FEATURES

- High sound pressure.
- Miniature size($\phi 14 \times T8$ mm).
- Suitable for automatic radial taping machine(15mm-pitch).

SHAPES AND DIMENSIONS

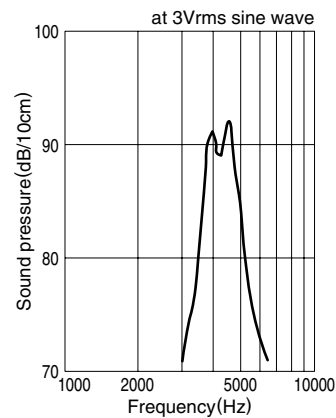


SPECIFICATIONS AND CHARACTERISTICS

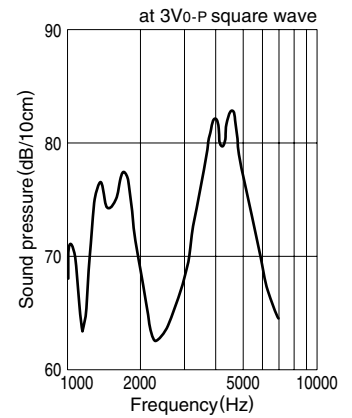
Sound pressure	75dBA/ 10cm min.	[at 4kHz, 3V _{0-P} rectangular wave, measuring temperature: 25±5°C, humidity: 60±10%]
Temperature range	Operating -20 to +70°C Storage -30 to +80°C	
Maximum input voltage	30V _{0-P} max.	[without DC bias]
Minimum delivery unit	1750 pieces	[350 pieces/1 reel×5 reels]

FREQUENCY SOUND PRESSURE CHARACTERISTICS

SINE WAVE DRIVE



SQUARE WAVE DRIVE

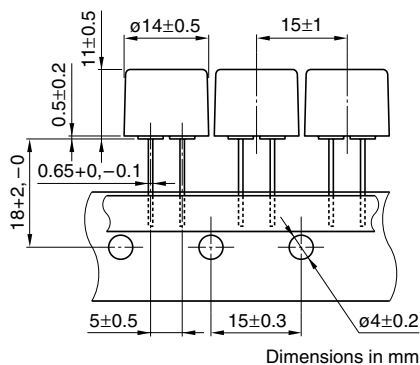


PS1420P02AT

FEATURES

- Low frequency tone(2kHz).
- Suitable for automatic radial taping machine(15mm-pitch).

SHAPES AND DIMENSIONS

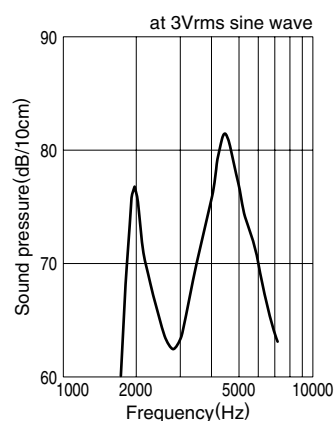


SPECIFICATIONS AND CHARACTERISTICS

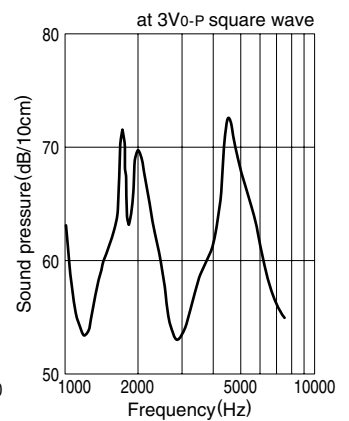
Sound pressure	70dBA/ 10cm min.	[at 2kHz, 5V _{0-P} rectangular wave, measuring temperature: 25±5°C, humidity: 60±10%]
Temperature range	Operating -20 to +70°C Storage -30 to +80°C	
Maximum input voltage	30V _{0-P} max.	[without DC bias]
Minimum delivery unit	1750 pieces	[350 pieces/1 reel×5 reels]

FREQUENCY SOUND PRESSURE CHARACTERISTICS

SINE WAVE DRIVE



SQUARE WAVE DRIVE



Piezoelectric Products

PS Series

Piezoelectric Buzzers(without circuit) Pin Terminal/Lead

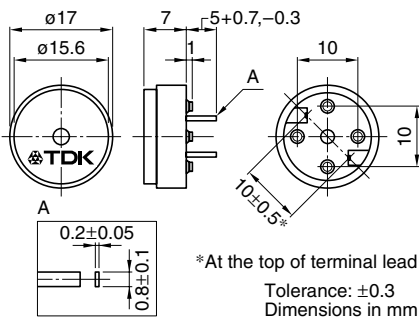
PS17 TYPE

PS1740P02

FEATURES

- High sound pressure.
- Minimum delivery unit.

SHAPES AND DIMENSIONS



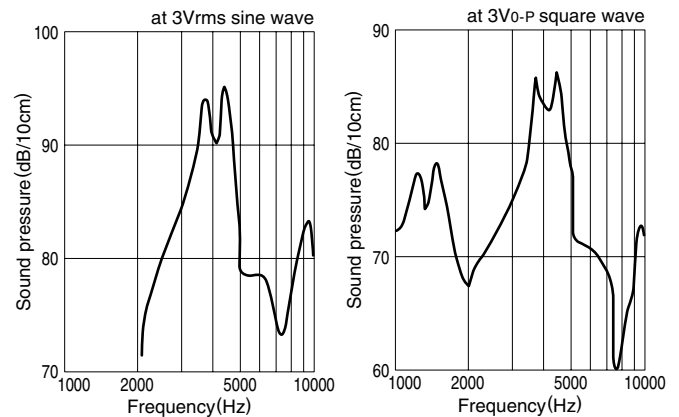
SPECIFICATIONS AND CHARACTERISTICS

Sound pressure	75dBA/ 10cm min.	[at 4kHz, 3V _{0-P} rectangular wave, measuring temperature: 25 \pm 5°C, humidity: 60 \pm 10%]
Temperature Operating range	-20 to +70°C	
Storage	-30 to +80°C	
Maximum input voltage	20V _{0-P} max.	[without DC bias]
Minimum delivery unit	1920 pieces	

FREQUENCY SOUND PRESSURE CHARACTERISTICS

SINE WAVE DRIVE

SQUARE WAVE DRIVE

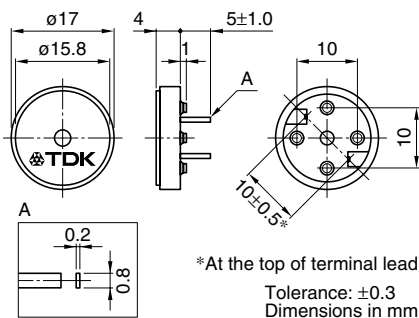


PS1740P02C1

FEATURES

- Low profile type.
- Minimum delivery unit.

SHAPES AND DIMENSIONS



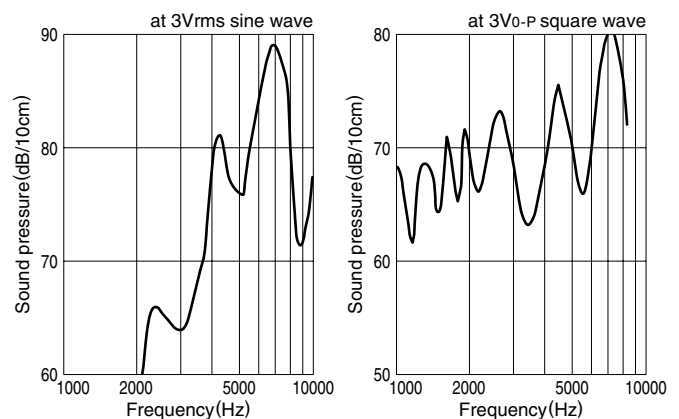
SPECIFICATIONS AND CHARACTERISTICS

Sound pressure	60dBA/ 10cm min.	[at 4kHz, 3V _{0-P} rectangular wave, measuring temperature: 25 \pm 5°C, humidity: 60 \pm 10%]
Temperature Operating range	-20 to +70°C	
Storage	-30 to +80°C	
Maximum input voltage	20V _{0-P} max.	[without DC bias]
Minimum delivery unit	1920 pieces	

FREQUENCY SOUND PRESSURE CHARACTERISTICS

SINE WAVE DRIVE

SQUARE WAVE DRIVE



Piezoelectronic Products

PS Series

Piezoelectronic Buzzers(without circuit) Pin Terminal/Lead

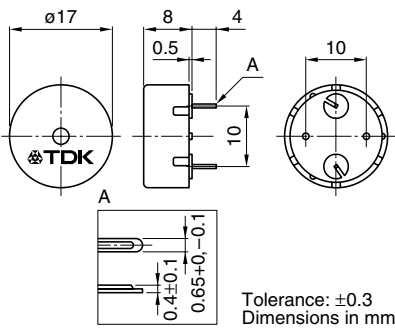
PS17 TYPE

PS1720P02

FEATURES

- Low frequency tone.
- High sound pressure.

SHAPES AND DIMENSIONS



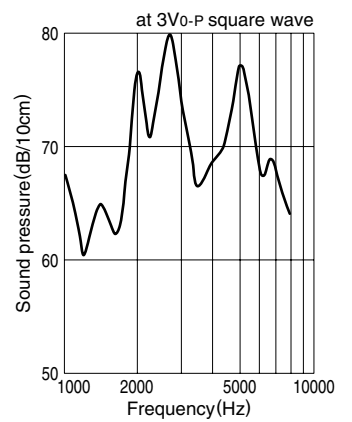
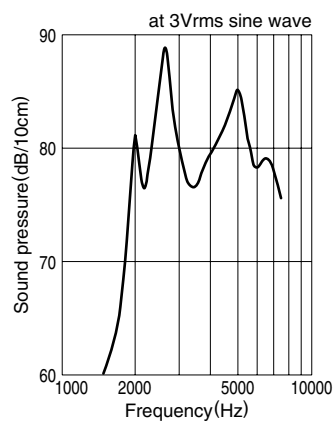
SPECIFICATIONS AND CHARACTERISTICS

Sound pressure	70dBA/ 10cm min.	[at 2kHz, 3V _{0-P} rectangular wave, measuring temperature: 25±5°C, humidity: 60±10%]
Temperature Operating range	-20 to +70°C	
Storage	-30 to +80°C	
Maximum input voltage	30V _{0-P} max.	[without DC bias]

FREQUENCY SOUND PRESSURE CHARACTERISTICS

SINE WAVE DRIVE

SQUARE WAVE DRIVE



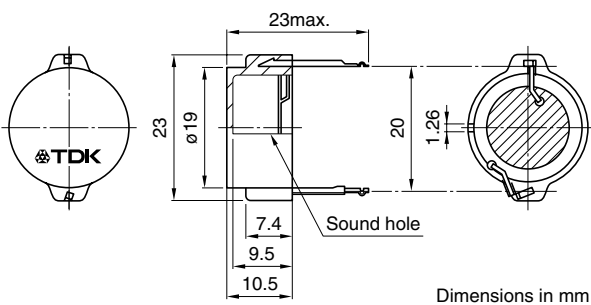
PS19 TYPE

PS1920P02

FEATURES

- Low frequency tone(2kHz).
- Piezo element is coated with water proof processing.

SHAPES AND DIMENSIONS



- It considers that water escapes from sound release hole and please decide an attachment angle.



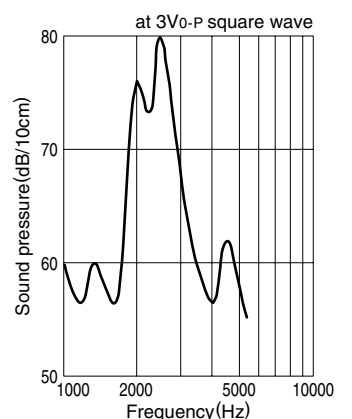
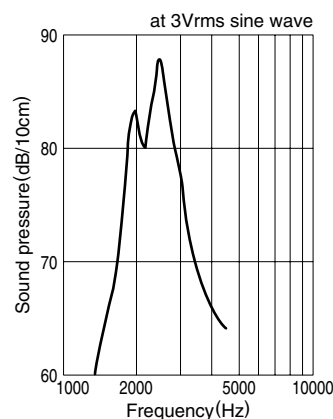
SPECIFICATIONS AND CHARACTERISTICS

Sound pressure	80dBA/ 10cm min.	[at 2kHz, 10V _{0-P} rectangular wave, measuring temperature: 25±5°C, humidity: 60±10%]
Temperature Operating range	-20 to +70°C	
Storage	-30 to +80°C	
Maximum input voltage	20V _{0-P} max.	[without DC bias]
Minimum delivery unit	600 pieces	

FREQUENCY SOUND PRESSURE CHARACTERISTICS

SINE WAVE DRIVE

SQUARE WAVE DRIVE



Piezoelectronic Products

PS Series

Piezoelectronic Buzzers(without circuit) Pin Terminal/Lead

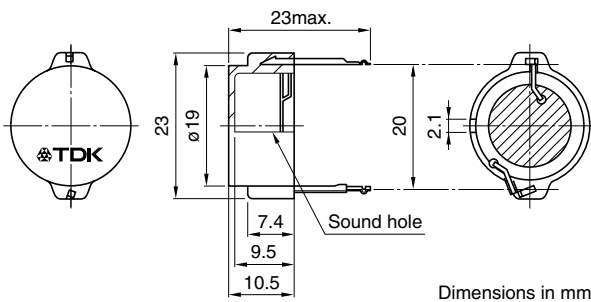
PS19 TYPE

PS1927P02

FEATURES

- High sound pressure.
- Piezo element is coated with water proof processing.

SHAPES AND DIMENSIONS



Dimensions in mm

- It considers that water escapes from sound release hole and please decide an attachment angle.



LEAD WIRE TYPE

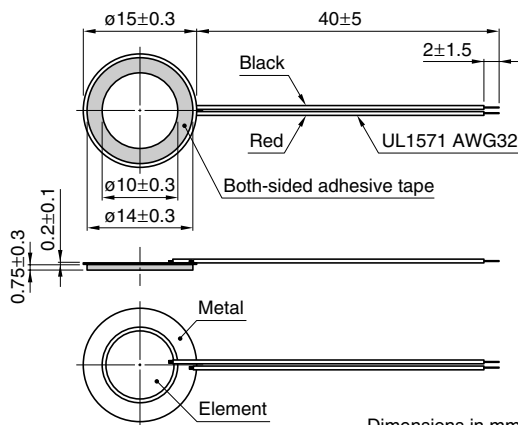
PS15 TYPE

PS1550L40N

FEATURES

- Miniature size($\phi 15 \times T 1.6$ mm).
- High cost performance.
- The installation of this type is easy with both-sided tape.
- This product adopts an excellent both-sided adhesive tape in bonding and the sound characteristic.

SHAPES AND DIMENSIONS



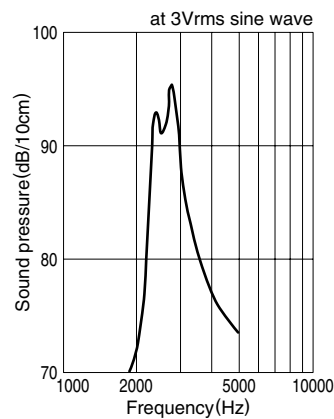
Dimensions in mm

SPECIFICATIONS AND CHARACTERISTICS

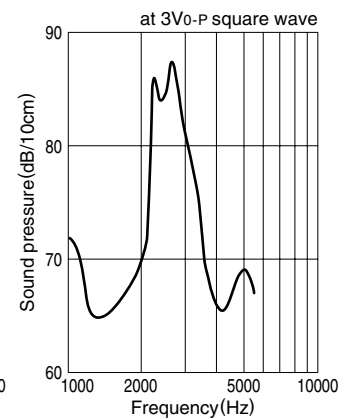
Sound pressure	90dBA/ 10cm min.	[at 2.7kHz, 10V _{0-P} rectangular wave, measuring temperature: 25±5°C, humidity: 60±10%]
Temperature Operating range	-20 to +70°C	
Storage	-30 to +80°C	
Maximum input voltage	20V _{0-P} max.	[without DC bias]
Minimum delivery unit	600 pieces	

FREQUENCY SOUND PRESSURE CHARACTERISTICS

SINE WAVE DRIVE



SQUARE WAVE DRIVE

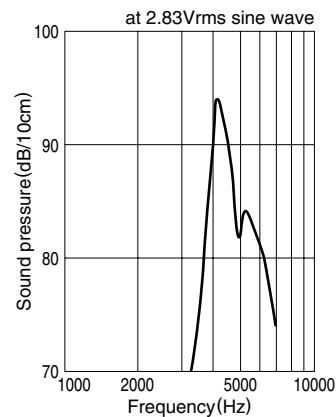


SPECIFICATIONS AND CHARACTERISTICS

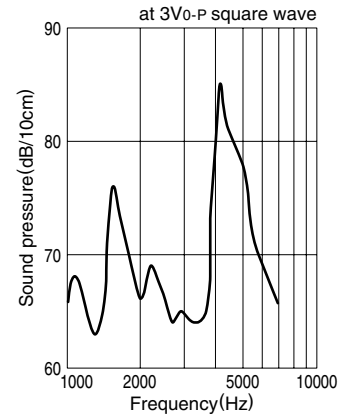
Temperature Operating range	-20 to +70°C	
Storage	-30 to +80°C	
Maximum input voltage	20V _{0-P} max.	[without DC bias]
Minimum delivery unit	4000 pieces	

FREQUENCY SOUND PRESSURE CHARACTERISTICS

SINE WAVE DRIVE



SQUARE WAVE DRIVE



* The frequency characteristic changes depending on the case shape and the installation method.

Piezoelectronic Products

PS Series

Piezoelectronic Buzzers(without circuit) Pin Terminal/Lead

PRECAUTIONS FOR USE

- Do not apply DC bias to the piezoelectric buzzer; otherwise insulation resistance may become low and affect the performance.
- Do not supply any voltage higher than applicable to the piezoelectric buzzer.
- Use a regulated DC power supply voltage with low ripples.
- A square-wave drive voltage may cause harmonics depending on the frequency. In this case, insert a capacitor in parallel.
- Allow approximately 5 to 7 milliseconds for rise time and fall time. Pulse duration should therefore be 50 milliseconds or longer.
- Do not use the piezoelectric buzzer outdoors. It is designed for indoor use. If the piezoelectric buzzer has to be used outdoors, provide it with waterproofing measures; it will not operate normally if subjected to moisture.
- Do not wash the piezoelectric buzzer with solvent or allow gas to enter it while washing; any solvent that enters it may stay inside a long time and damage it.
- A piezoelectric ceramic material of approximately 100 μ m thick is used in the sound generator of the buzzer. Do not press the sound generator through the sound release hole otherwise the ceramic material may break. Do not stack the piezoelectric buzzers without packing.
- Do not apply any mechanical force to the piezoelectric buzzer; otherwise the case may deform and result in improper operation.
- Do not place any shielding material or the like just in front of the sound release hole of the buzzer; otherwise the sound pressure may vary and result in unstable buzzer operation. Make sure that the buzzer is not affected by a standing wave or the like.
- Be sure to solder the buzzer terminal at 270°C (Soldering iron tip) within 3 seconds using a solder containing silver. Electrode removal may occur if soldering temperature is too high.
- Avoid using the piezoelectric buzzer for a long time where any corrosive gas (H₂S, etc.) exists; otherwise the parts or sound generator may corroded and result in improper operation.
- Be careful not to drop the piezoelectric buzzer.

RECOMMENDED OPERATING CIRCUIT EXAMPLE

