



Chipsmall Limited consists of a professional team with an average of over 10 year of expertise in the distribution of electronic components. Based in Hongkong, we have already established firm and mutual-benefit business relationships with customers from,Europe,America and south Asia,supplying obsolete and hard-to-find components to meet their specific needs.

With the principle of “Quality Parts,Customers Priority,Honest Operation,and Considerate Service”,our business mainly focus on the distribution of electronic components. Line cards we deal with include Microchip,ALPS,ROHM,Xilinx,Pulse,ON,Everlight and Freescale. Main products comprise IC,Modules,Potentiometer,IC Socket,Relay,Connector.Our parts cover such applications as commercial,industrial, and automotives areas.

We are looking forward to setting up business relationship with you and hope to provide you with the best service and solution. Let us make a better world for our industry!




## Contact us

Tel: +86-755-8981 8866 Fax: +86-755-8427 6832

Email & Skype: info@chipsmall.com Web: www.chipsmall.com

Address: A1208, Overseas Decoration Building, #122 Zhenhua RD., Futian, Shenzhen, China





■ Features :

- 2:1 wide input range
- Protections: Short circuit/Over load /Over voltage/Over temperature
- Built-in EMI filter, low ripple noise
- 100% full load burn-in test
- Fix switching frequency at 67KHz
- Low cost
- High reliability
- 2 year warranty

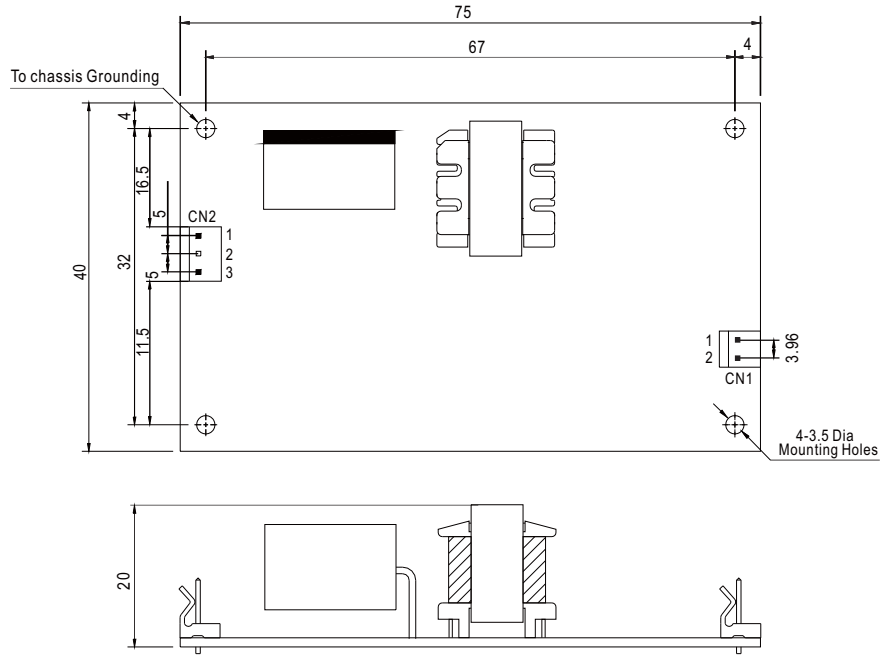


SPECIFICATION

MODEL		PSD-05-05	PSD-05-12	PSD-05-24
OUTPUT	DC VOLTAGE	5V	12V	24V
	RATED CURRENT	1A	0.45A	0.22A
	CURRENT RANGE	0 ~ 1A	0 ~ 0.5A	0 ~ 0.25A
	RATED POWER	5W	5.4W	5.28W
	RIPPLE & NOISE (max.) Note.2	50mVp-p	100mVp-p	150mVp-p
	VOLTAGE TOLERANCE Note.3	±2.0%	±2.0%	±2.0%
	LINE REGULATION	±1.0%	±1.0%	±0.5%
	LOAD REGULATION	±1.0%	±1.0%	±0.5%
	SETUP, RISE, HOLD UP TIME	1.2s, 20ms, --- at full load		
INPUT	VOLTAGE RANGE	36 ~ 72VDC		
	EFFICIENCY(Typ.)	75%	78%	78%
	DC CURRENT(Typ.)	0.15A/48V		
PROTECTION	OVERLOAD	Above 105% rated output power Protection type : Fold back current limiting, recovery automatically after fault condition is removed		
	OVER VOLTAGE	5.75~ 6.75V	13.8~16.2V	27.6~ 32.4V
	OVER TEMPERATURE	Hiccup mode, recovery automatically after temperature goes down		
ENVIRONMENT	WORKING TEMP.	-10 ~ +60°C (Refer to "Derating Curve")		
	WORKING HUMIDITY	20 ~ 90% RH non-condensing		
	STORAGE TEMP., HUMIDITY	-20 ~ +85°C, 10 ~ 95% RH		
	TEMP. COEFFICIENT	±0.05%/°C (0 ~ 50°C)		
	VIBRATION	10 ~ 500Hz, 2G 10min./1cycle, period for 60min. each along X, Y, Z axes		
SAFETY & EMC (Note 4)	SAFETY STANDARDS	EAC TP TC 004 approved		
	WITHSTAND VOLTAGE	I/P-O/P:2.0KVAC		
	ISOLATION RESISTANCE	I/P-O/P, I/P-FG, O/P-FG:100M Ohms / 500VDC / 25°C/ 70% RH		
	EMI CONDUCTION & RADIATION	Compliance to EN55032 (CISPR32) Class B, EAC TP TC 020		
OTHERS	DIMENSION	75*40*20mm (L*W*H)		
	PACKING	50mg;120pcs/6.25Kg/1CUFT		
NOTE	<p>1. All parameters NOT specially mentioned are measured at 48VDC input, rated load and 25°C of ambient temperature.</p> <p>2. Ripple &amp; noise are measured at 20MHz of bandwidth by using a 12" twisted pair-wire terminated with a 0.1uf &amp; 47uf parallel capacitor.</p> <p>3. Tolerance : includes set up tolerance, line regulation and load regulation.</p> <p>4. The power supply is considered a component which will be installed into a final equipment. All the EMC tests are been executed by mounting the unit on a 230mm*230mm metal plate with 1mm of thickness. The final equipment must be re-confirmed that it still meets EMC directives. For guidance on how to perform these EMC tests, please refer to "EMI testing of component power supplies." (as available on <a href="http://www.meanwell.com">http://www.meanwell.com</a>)</p> <p>5. The ambient temperature derating of 3.5°C/1000m with fanless models and of 5°C/1000m with fan models for operating altitude higher than 2000m(6500ft).</p>			

**Mechanical Specification**

Unit:mm



DC Input Connector (CN2) : MOLEX5285-03 or equivalent

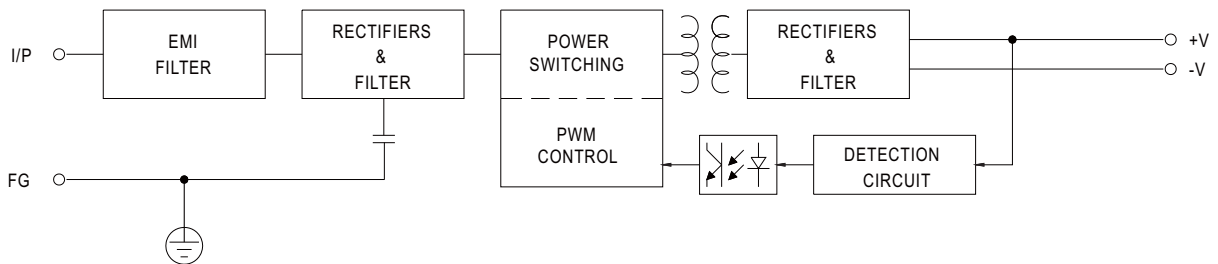
Pin No.	Assignment	Mating Housing	Terminal
1	FG	MOLEX 5058 or equivalent	MOLEX 2478 or equivalent
2	(-V)		
3	(+V)		

DC Output Connector (CN1) : MOLEX5273-02 or equivalent

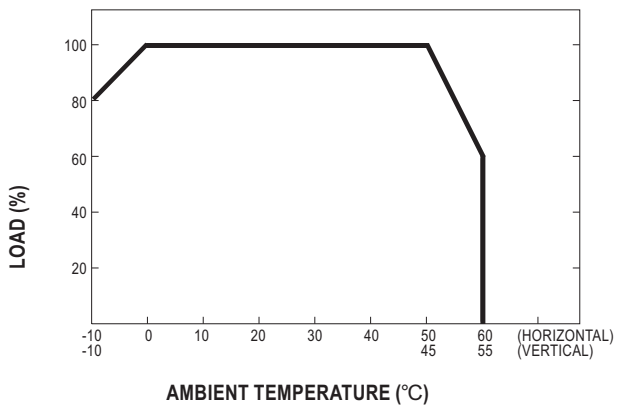
Pin No.	Assignment	Mating Housing	Terminal
1	+V	MOLEX 5195 or equivalent	MOLEX 5194 or equivalent
2	-V		

**Block Diagram**

fosc : 67KHz



**Derating Curve**



**Static Characteristics**

