



Chipsmall Limited consists of a professional team with an average of over 10 year of expertise in the distribution of electronic components. Based in Hongkong, we have already established firm and mutual-benefit business relationships with customers from,Europe,America and south Asia,supplying obsolete and hard-to-find components to meet their specific needs.

With the principle of “Quality Parts,Customers Priority,Honest Operation,and Considerate Service”,our business mainly focus on the distribution of electronic components. Line cards we deal with include Microchip,ALPS,ROHM,Xilinx,Pulse,ON,Everlight and Freescale. Main products comprise IC,Modules,Potentiometer,IC Socket,Relay,Connector.Our parts cover such applications as commercial,industrial, and automotives areas.

We are looking forward to setting up business relationship with you and hope to provide you with the best service and solution. Let us make a better world for our industry!



Contact us

Tel: +86-755-8981 8866 Fax: +86-755-8427 6832

Email & Skype: info@chipsmall.com Web: www.chipsmall.com

Address: A1208, Overseas Decoration Building, #122 Zhenhua RD., Futian, Shenzhen, China



MODEL PSMA POWER SUPPLY & INTERFACE MODULE PROVIDES POWER FOR SENSORS & ACCESSORIES WITH SIGNAL CONDITIONING FOR INPUT TO CUB COUNTERS* & DITAK TACHOMETERS*



ALLOWS CUB COUNTERS & DITAK TACHOMETERS TO OPERATE WITH:

- 2-WIRE PROXIMITY SENSORS,
- ROTARY PULSE GENERATORS,
- LOGIC MAGNETIC PICKUPS,
- MEASURING WHEEL LENGTH SENSORS,
- CLOCK OSCILLATOR MODULES,
- AND MANY OTHER SENSORS, CIRCUITS AND ACCESSORIES

* PSMA intended for use with CUB 1, 2, and 7 Counters and Ditak 8 and 9 Tachometers.

DESCRIPTION

Cub Counters and Ditak Tachometers are basically self-powered devices and do not have built-in capability for powering electronic sensors or accepting high level sensor outputs. The PSMA provides a convenient plug-in answer to those applications requiring electronic sensors or accessories for pulse input to Cub Counters or Ditak Tachometers.

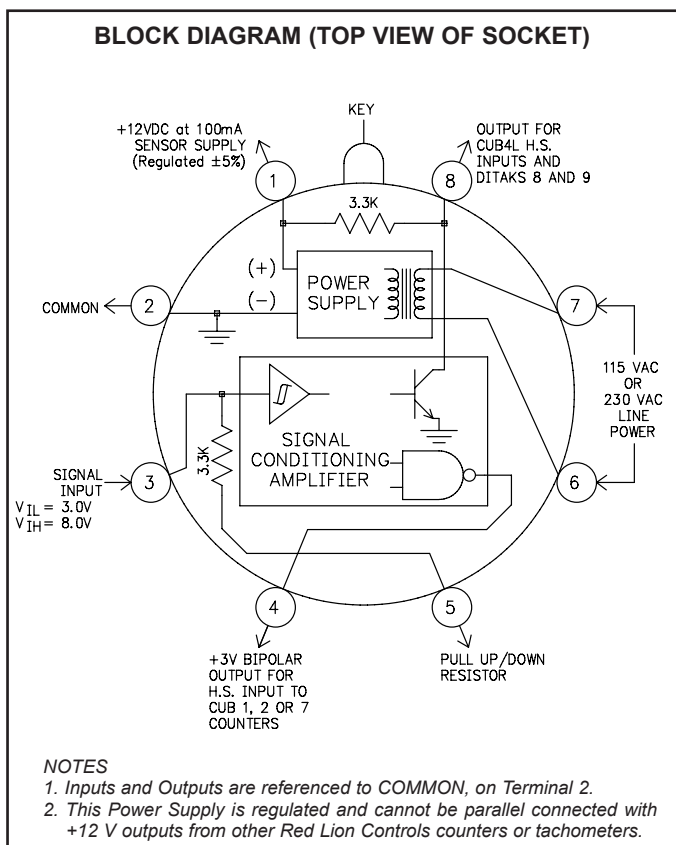
The PSMA is available in 115 VAC and 230 VAC primary power input versions, and delivers regulated D.C. voltage for sensors and accessories. The signal conditioning amplifier can accept NPN or PNP Open Collector Inputs, or 2-Wire Proximity Sensor Inputs.

The signal conditioning amplifier supplies two separate outputs, one for direct drive to the H.S. Input of Cub Counters, and the other for direct drive input to the PSM Input of the Ditak. A "pulse stretcher" is used in the circuit that provides the output drive to Cub Counters (Terminal 4). This stretcher allows the PSM to accept 50 μ sec input pulses, standard on some Red Lion Controls' sensors and accessories, and expand it to the 100 μ sec pulse, as required by the Cub Counters. The Ditak output (Terminal 8) is not pulse stretched, allowing this output to continue functioning to the full 10 KHz limit of the Ditak.

SPECIFICATIONS

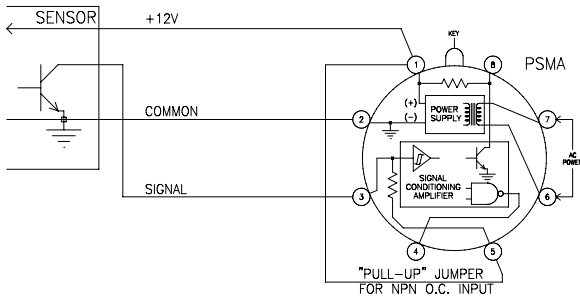
1. **POWER SOURCE:** 2 versions, for 115 VAC $\pm 10\%$ 50/60 Hz, or 230 VAC $\pm 10\%$ 50/60 Hz. (See Ordering Information.)
2. **POWER OUTPUT TO SENSORS OR ACCESSORIES:** 12 VDC regulated $\pm 5\%$, 100 mA max.
3. **INPUT SIGNAL:** (Terminal 3) NPN Open Collector (sink), PNP Open Collector (source), or 2-wire Input. Built-in 3.3 K resistor (Terminal 5) can be jumper connected for pull-up, pull-down, or left unconnected as required. Input Schmidt trigger levels as shown on BLOCK DIAGRAM.
4. **OUTPUTS:** (Terminal 4) Bi-polar drive to H.S. Input of Cub Counters supplies 100 μ sec negative going logic pulse (switches from +3 to 0 volts) in response to a trailing (negative going) edge of the input pulse. This output will drive up to 3 Cub Counters in parallel. (Terminal 8) NPN Loaded Collector to drive the input of Ditaks. The output voltage on this terminal is in phase with the input signal going into Terminal 3. The high level of this voltage will be clamped to 6.2V by the zener diode in the Ditak. This output can drive up to 3 Ditak units.
5. **OPERATING FREQUENCY:**
 - 0 to 5 KHz with Cub Counters;
 - 0 to 10 KHz with Ditaks.

BLOCK DIAGRAM (TOP VIEW OF SOCKET)

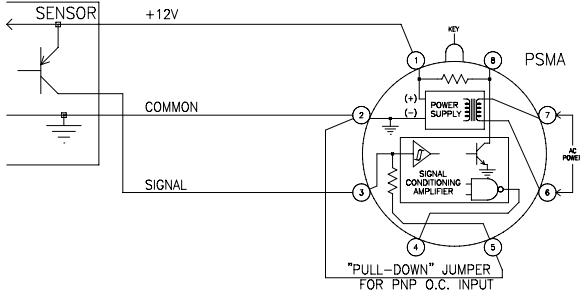


GENERAL CONNECTION DIAGRAMS

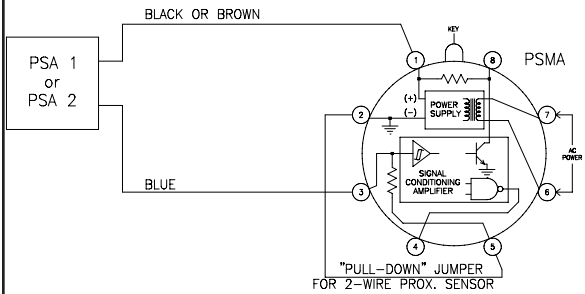
NPN OPEN COLLECTOR SINK INPUT



PNP OPEN COLLECTOR SOURCE INPUT



2-WIRE PROXIMITY SENSOR INPUT

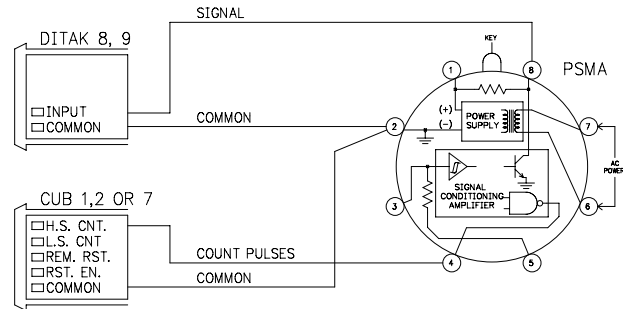


INPUT CONNECTION TABLE FOR RED LION CONTROLS' SENSORS

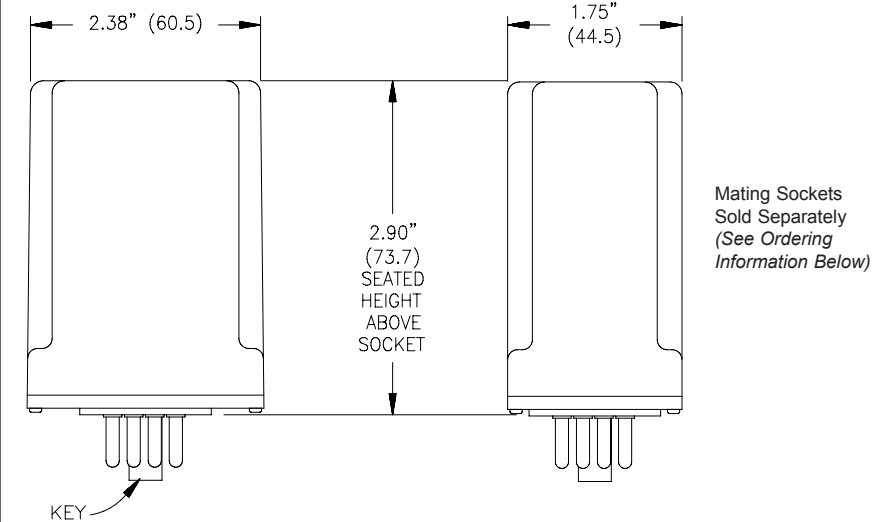
PSMA TERMINALS	1 (+12V)	2 (COMM.)	3 (INPUT)	
SENSOR OR ACCESSORY	CONNECT TO	CONNECT TO	CONNECT TO	JUMPER
NPN O.C. OUTPUTS LMPC LOGIC MAG. PICKUP PSAC PROXIMITY SENSOR * LSC LENGTH SENSOR RPGC ROTARY PULSE GEN. ASTC INLINE PREAMPLIFIER PSA6B, PSA7B, PSA8B	RED	BLACK	WHITE	JUMPER TERM 5 TO TERM 1 ON PSMA SOCKET
COS1 CLOCK OSCILLATOR	TERM #1	TERM #2	TERM #7/8	
NPN OUTPUT W/COLLECTOR LOADED TO +12V IN SENSOR RPGB ROTARY PULSE GEN. RPGH ROTARY PULSE GEN.	RED	BLACK	WHITE	NO JUMPER CONN.
2-WIRE PROXIMITY SENSORS PSA-1 or PSA-2	BLACK OR BROWN	NO CONN. TO SENSOR	BLUE	JUMPER 5 TO 2 ON PSMA SKT

* New PSAC: Brown = +12 V, Black = Input, Blue = Common

OUTPUT CONNECTIONS TO CUB COUNTERS & DITAK TACHOMETERS



DIMENSIONS In inches (mm)



ORDERING INFORMATION

MODEL NO.	DESCRIPTION	PART NUMBER
PSMA	Power Supply & Interface Module (less socket), 115 VAC	PSMA1000
PSMA	Power Supply & Interface Module (less socket), 230 VAC	PSMA2000
-	Base Mount, 8-Pin Octal Socket	SKT10000
-	Din Rail Mount, 8-Pin Octal Socket	SKTDIN00