



Chipsmall Limited consists of a professional team with an average of over 10 year of expertise in the distribution of electronic components. Based in Hongkong, we have already established firm and mutual-benefit business relationships with customers from,Europe,America and south Asia,supplying obsolete and hard-to-find components to meet their specific needs.

With the principle of "Quality Parts,Customers Priority,Honest Operation,and Considerate Service",our business mainly focus on the distribution of electronic components. Line cards we deal with include Microchip,ALPS,ROHM,Xilinx,Pulse,ON,Everlight and Freescale. Main products comprise IC,Modules,Potentiometer,IC Socket,Relay,Connector.Our parts cover such applications as commercial,industrial, and automotives areas.

We are looking forward to setting up business relationship with you and hope to provide you with the best service and solution. Let us make a better world for our industry!



Contact us

Tel: +86-755-8981 8866 Fax: +86-755-8427 6832

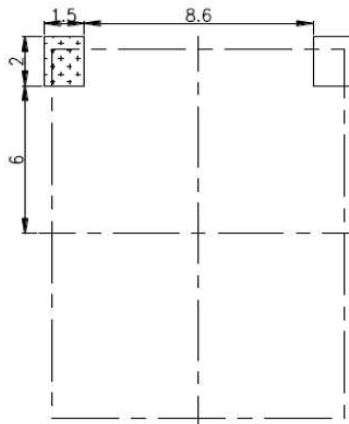
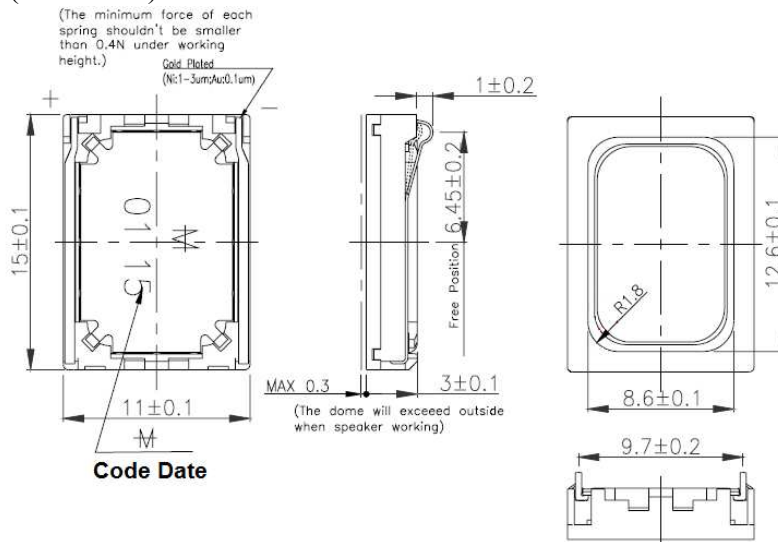
Email & Skype: info@chipsmall.com Web: www.chipsmall.com

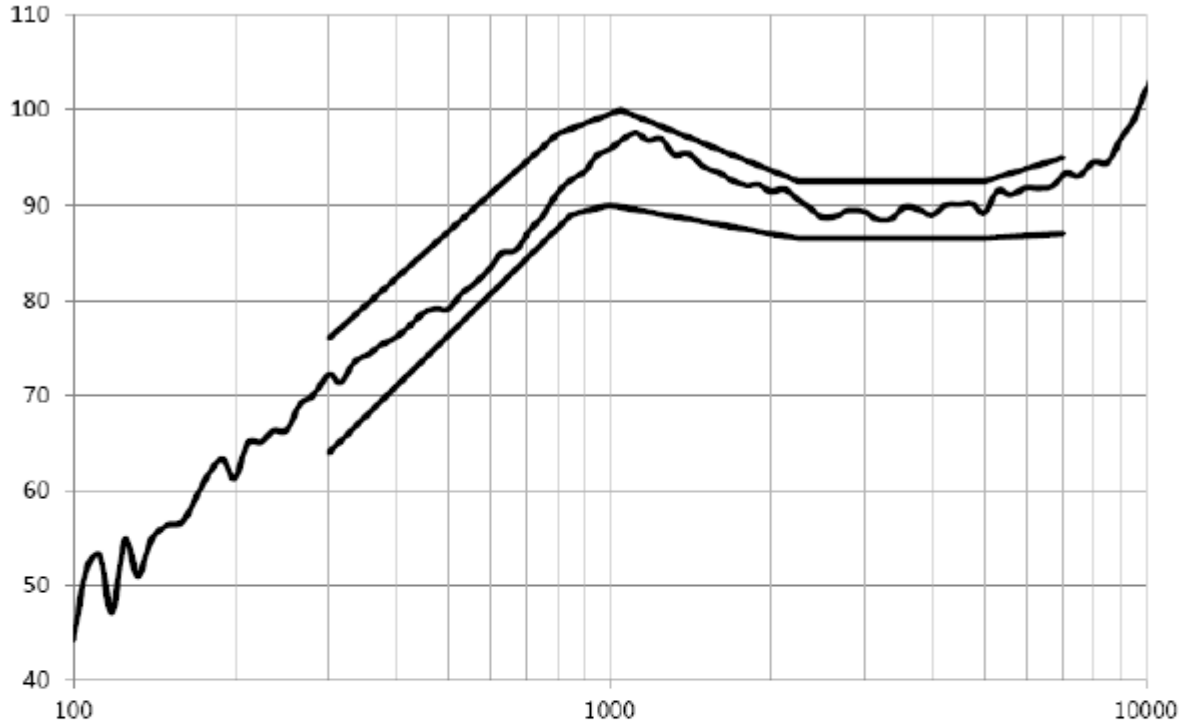
Address: A1208, Overseas Decoration Building, #122 Zhenhua RD., Futian, Shenzhen, China



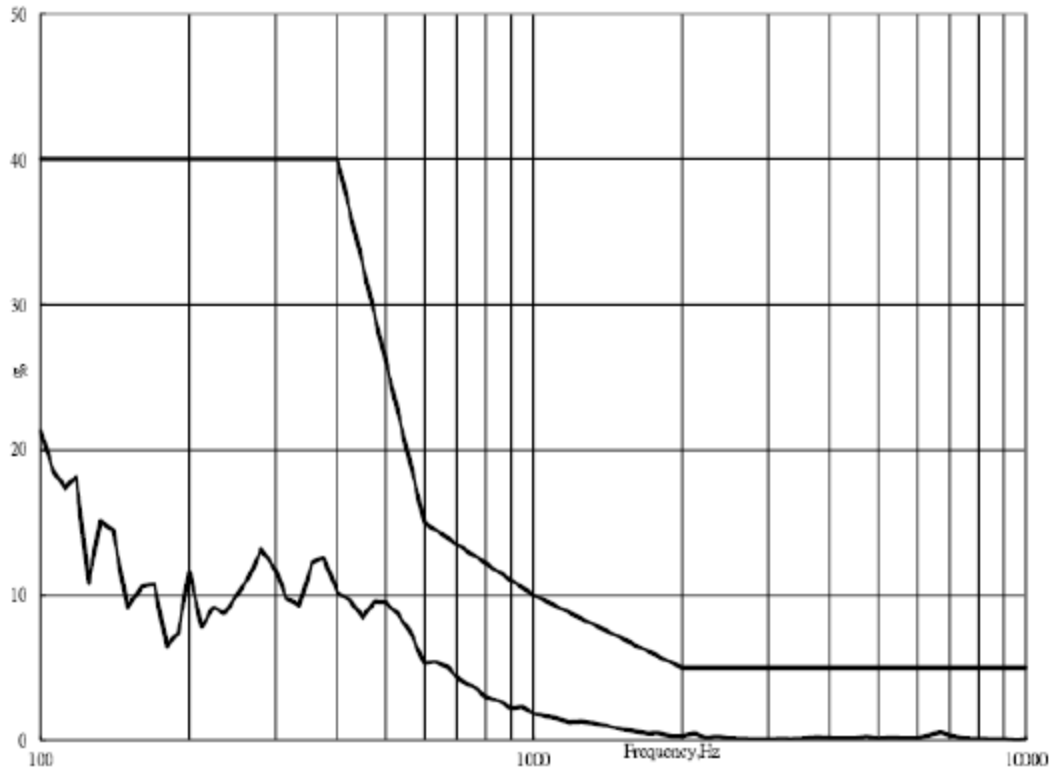
Specifications: NOT FOR NEW DESIGNS

Impedance (Ω)	$8 \pm 15\%$ at 2000 Hz at 1.0 V
Rated Power (W)	0.7
Max Power (W)	1.0
Resonance Freq Fo (Hz)	$500 \pm 20\%$ at 1.0V $830 \pm 15\%$ at 1.0V in 1cc closed box
Frequency Range (Hz)	Fo ~ 7000
Output S.P.L. (dB)	92 ± 3 at 0.7w/0.1m 3.0kHz in 1cc closed box 73 ± 3 at 1w/1m 3.0kHz in 1cc closed box
Magnet	Nd-Fe-B
Frame Material	PPA
Operating / Storage Temp	-20 to 60°C/ -40 to 85°C
Weight (g)	1.4
Options	For other options contact factory

Dimensions: ± 0.2 (units: mm)**ROHS Compliant****Recommended PCB Layout**

TYPICAL FREQUENCY RESPONSE CURVE**Table 1: Tolerance Limits Data for FR**

Frequency (Hz)	Upper Limits (dB)	Frequency (Hz)	Lower Limits (dB)
300	76	300	64
800	97.5	850	89
1050	100	1000	90
2250	92.5	2250	86.5
5000	92.5	5000	86.5
7000	95	7000	87

DISTORTION CURVE**Table 2: Limits Date for THD**

Frequency (Hz)	Limits (%)
100	40
400	40
600	15
1000	10
2000	5
10000	5