



Chipsmall Limited consists of a professional team with an average of over 10 year of expertise in the distribution of electronic components. Based in Hongkong, we have already established firm and mutual-benefit business relationships with customers from,Europe,America and south Asia,supplying obsolete and hard-to-find components to meet their specific needs.

With the principle of "Quality Parts,Customers Priority,Honest Operation,and Considerate Service",our business mainly focus on the distribution of electronic components. Line cards we deal with include Microchip,ALPS,ROHM,Xilinx,Pulse,ON,Everlight and Freescale. Main products comprise IC,Modules,Potentiometer,IC Socket,Relay,Connector.Our parts cover such applications as commercial,industrial, and automotives areas.

We are looking forward to setting up business relationship with you and hope to provide you with the best service and solution. Let us make a better world for our industry!



Contact us

Tel: +86-755-8981 8866 Fax: +86-755-8427 6832

Email & Skype: info@chipsmall.com Web: www.chipsmall.com

Address: A1208, Overseas Decoration Building, #122 Zhenhua RD., Futian, Shenzhen, China



ANGLED-PC F8 FIBRE OPTIC CONTACT



Angled Physical Contact F8 fibre optic contacts - offering a high quality solution

The F8 fibre optic contact is an APC (angle physical contact) that provides lower insertion loss and a very low back reflection. The ferrule's endface is polished to an 8° angle and offers an improved performance at the fibre/fibre interface. The exact alignment of the fibre is ensured by a precision alignment mechanism.

The F8 contact is a great solution for applications such as communication, broadcast or test & measurement. It fulfils the IEC 61753-1 part 1 standard regarding fibre optic contact performance under service environment.

The angled-PC F8 fibre optic contact is designed to fit into LEMO 2K and 3K Series connectors. These connectors are capable of handling cable diameters from 3.6 mm to 9.0 mm. Angled-PC F8 contact's main features are:

- low insertion loss
- high stability over repeated matings
- green colour identification
- single mode fibre
- high return loss
- easy cleaning of the contacts
- precision positioning guide

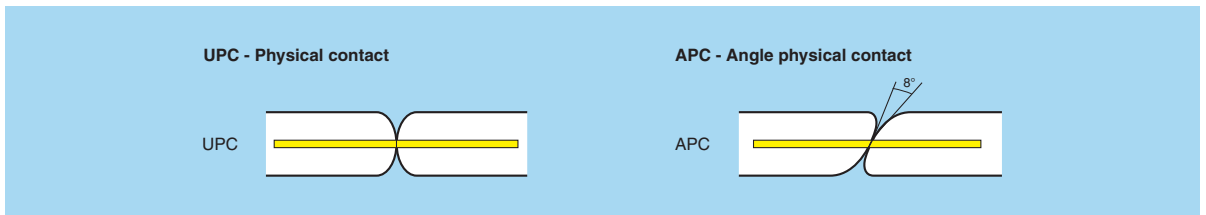
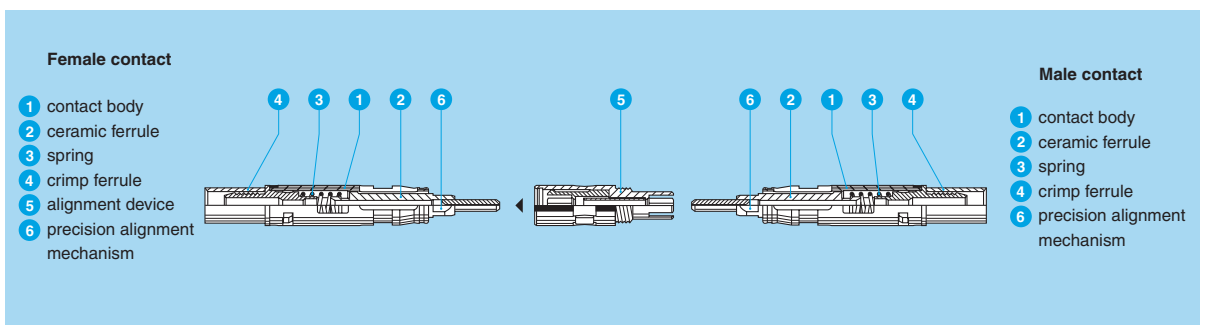
Technical Characteristics

Characteristics	Value	Standard
Mating durability	5000 cycles	IEC 61300-02-02
Damp heat steady state	up to 95% at -40° C	IEC 61300-02-19
High temperature	+85° C	IEC 61300-02-18
Low temperature	-40° C	IEC 61300-02-17
Cable retention	100 N	IEC 61300-02-04

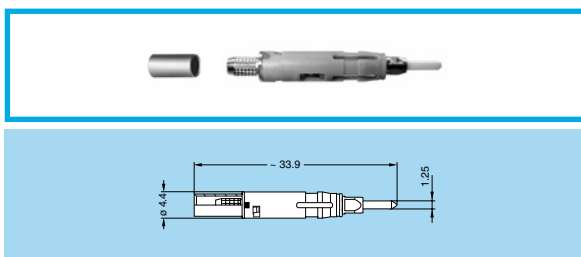
Optical

Characteristics	Value	Standard	Method
Average insertion loss fibre 9/125 µm	< 0.30 dB	IEC 61300-03-34	Method 1
Return loss fibre 9/125 µm (APC)	> 60 dB	IEC 61300-03-06	Coupler Method

Part Section Showing Internal Components

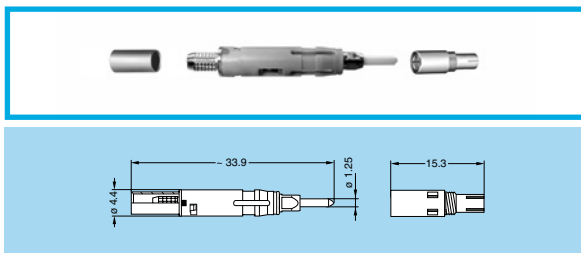


Models



FFS.F8 Male F8 fibre optic contact

Part Number	Ferrule hole dia. (µm)
FFS.F8.125.LCE30	125
FFS.F8.126.LCE30	126

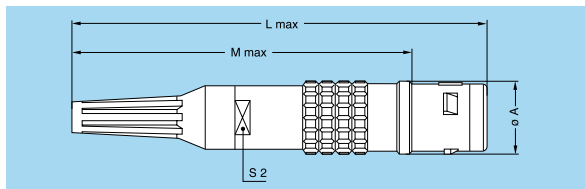



PSS.F8 Female F8 fibre optic contact

Part Number	Ferrule hole dia. (µm)
PSS.F8.125.LCE30	125
PSS.F8.126.LCE30	126

Note: all dimensions are in millimetre.

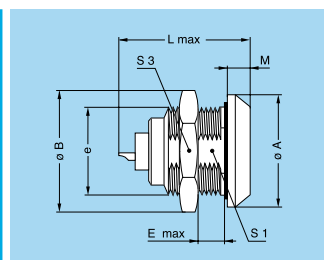
Connectors for F8 fibre optic contact



FGG Straight plug, key (G) or keys (A...F, L and R), cable adaptor and nut for fitting a bend relief

Reference		Dimensions (mm)			
Model	Series	A	L	M	S2
FGG	2K	16	101	85	12
FGG	3K	19	109	89	15

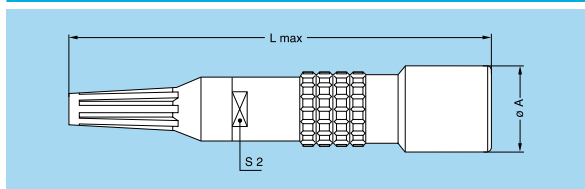

Note: The bend relief must be ordered separately. Two male fibre optic contacts FFS.F8.125.LCE30 (125µm) must be ordered separately



EGG Fixed socket, nut fixing, key (G) or keys (A...F, L and R)

Reference		Dimensions (mm)							
Model	Series	A	B	e	E	L	M	S1	S3
EGG	2K	25	27	M20x1	9	41.0	5	18.5	24
EGG	3K	31	34	M24x1	11	42.5	6	22.5	30

Note: The bend relief must be ordered separately. Two female fibre optic contacts PSS.F8.125.LCE30 (125µm) must be ordered separately



PHG Free socket, key (G) or keys (A...F, L and R), cable adaptor and nut for fitting a bend relief

Reference		Dimensions (mm)		
Model	Series	A	L	S2
PHG	2K	19	103	12
PHG	3K	23	113	15

Note: The bend relief must be ordered separately. Two female fibre optic contacts PSS.F8.125.LCE30 (125µm) must be ordered separately

Note: all models recommended with stainless steel outer shell.

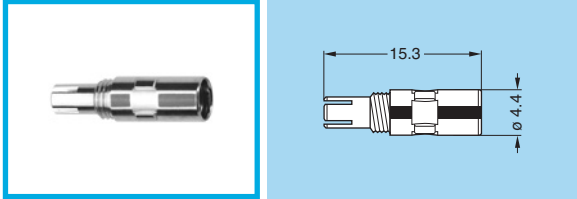
Contact configuration

	View from mating side	Reference	No of fibre optic contacts		Electrical contact	
			F8	F2	No	ø A (mm)
2K		9AA	1	-	2	0.9
		9AG	1	-	8	0.7
3K		0AA	2	-	-	-
		0BA	1	1 ¹⁾	-	-
		9AE	2	-	6	0.9
		9BE	1	1 ¹⁾	6	0.9
		9AT	1	-	18	0.7

Note: 1) for F2 fibre optic contact, see fibre optic catalogue.



Accessories




PSS Alignment device for F8 fibre optic contact

Part Number

PSS.F8.290.NZZ

Note: Alignment device should be ordered as replacement item.

Tools



DCS Polishing plate

Part Number

Polishing machine Seiko Type

DCS.91.F85.AF12512

OFL-12

DCS.91.F85.AF12515

OFL-15

Maintenance tools

DCS.F2.035.PN Alignment device tool



Simple tool with two threaded end for installation/ extraction of the F8 contact alignment device. (dimensions of the tool are the same as for the F2 contact).
For use with WST.KI.125.34 cleaning kit.

WST.KI.125.34 Cleaning kit F2 contact



Fibre optic cleaning kit of 2 cotton buds, 1 dry and 1 being soaked in IPA (Isopropyl Alcohol) used for cleaning the fibre optic contacts.

LEMO HEADQUARTERS

SWITZERLAND
LEMO SA

Chemin des Champs-Courbes 28 - P.O. Box 194 - CH-1024 Ecublens
Tel. (+41 21) 695 16 00 - Fax (+41 21) 695 16 02 - e-mail: info@lemo.com

www.lemo.com