



Chipsmall Limited consists of a professional team with an average of over 10 year of expertise in the distribution of electronic components. Based in Hongkong, we have already established firm and mutual-benefit business relationships with customers from,Europe,America and south Asia,supplying obsolete and hard-to-find components to meet their specific needs.

With the principle of "Quality Parts,Customers Priority,Honest Operation,and Considerate Service",our business mainly focus on the distribution of electronic components. Line cards we deal with include Microchip,ALPS,ROHM,Xilinx,Pulse,ON,Everlight and Freescale. Main products comprise IC,Modules,Potentiometer,IC Socket,Relay,Connector.Our parts cover such applications as commercial,industrial, and automotives areas.

We are looking forward to setting up business relationship with you and hope to provide you with the best service and solution. Let us make a better world for our industry!



Contact us

Tel: +86-755-8981 8866 Fax: +86-755-8427 6832

Email & Skype: info@chipsmall.com Web: www.chipsmall.com

Address: A1208, Overseas Decoration Building, #122 Zhenhua RD., Futian, Shenzhen, China





Features

- Carbon element
- Metal housing
- 45-100 mm travel
- Single and dual gang
- Dust cover option
- RoHS compliant*



PTB Series - Low Profile Slide Potentiometer

Electrical Characteristics

Taper..... Linear, audio
 Standard Resistance Range
5K ohms to 200K ohms
 Standard Resistance Tolerance.....±20 %
 Residual Resistance
500 ohms or 1 % max.
 Insulation Resistance
 Min. 100 megohms at 250 V DC

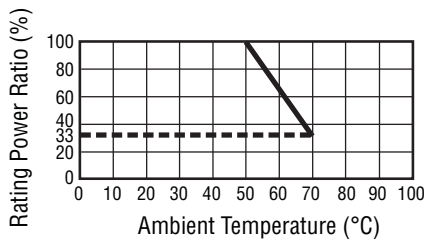
Environmental Characteristics

Operating Temperature
-10 °C to +60 °C
 Power Rating, Linear
 45 mm0.125 W (0.06 W Dual Gang)
 60 mm 0.25 W (0.125 W)
 100 mm 0.5 W (0.5 W)
 Power Rating, Audio
 45 mm ..0.025 W (0.015 W Dual Gang)
 60 mm 0.25 W (0.125 W)
 100 mm 0.25 W (0.25 W)
 Maximum Operating Voltage - Linear
 45 mm 350 VDC
 60-100 mm 500 VDC
 Maximum Operating Voltage - Audio
 45 mm 250 VDC
 60-100 mm Travel 350 VDC
 Withstand Voltage, Audio
 1 Min. at 500 V AC
 Tracking Error 3 dB at 50 % of travel

Mechanical Characteristics

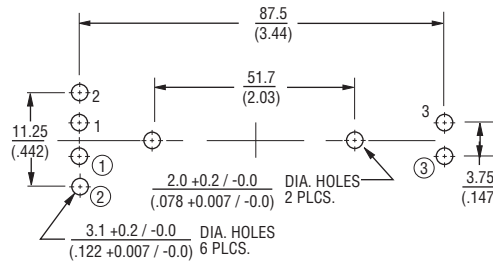
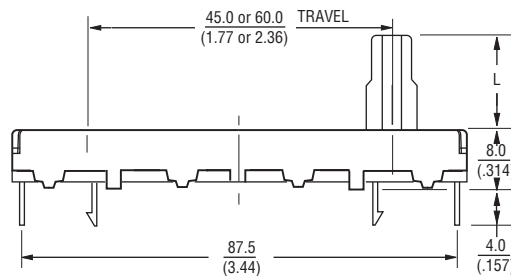
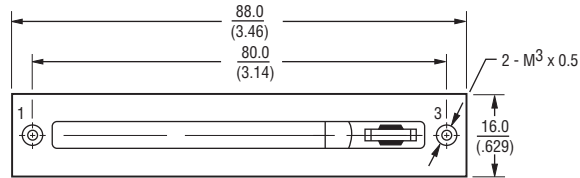
Operating Force 10 to 100 g-cm
 Stop Strength 5 kg-cm min.
 Sliding Life 15,000 cycles
 Soldering Condition
 300°C max. within 3 seconds
 Travel 45, 60, 100mm

Derating Curve



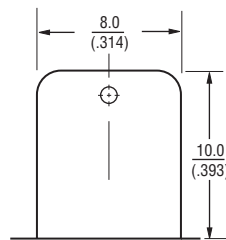
Product Dimensions

PTB45 and PTB60



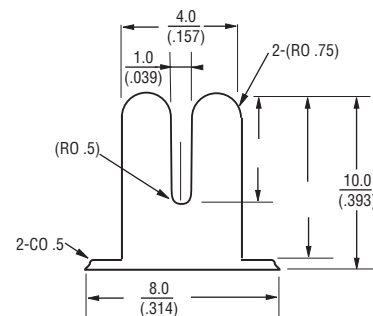
Numbers ①, ② and ③ for Dual Gang Versions

Lever Style
BP Metal Lever



Thickness = 1.2 mm

AP Metal Lever



Thickness = 1.2 mm

DIMENSIONS: $\frac{\text{MM}}{\text{(INCHES)}}$

*RoHS Directive 2002/95/EC Jan. 27, 2003 including annex and RoHS Recast 2011/65/EU June 8, 2011.
 Specifications are subject to change without notice.

The device characteristics and parameters in this data sheet can and do vary in different applications and actual device performance may vary over time.
 Users should verify actual device performance in their specific applications.

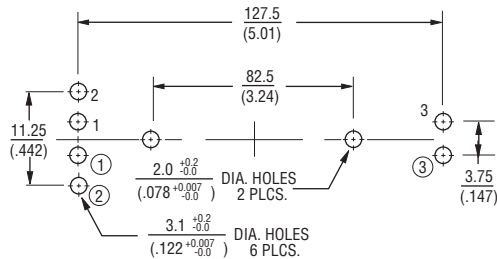
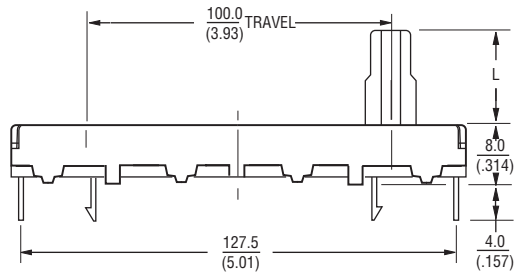
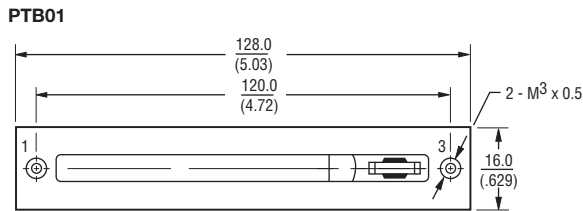
Applications

- Audio/TV sets
- Car radio
- Amplifiers/mixers/drum machines/synthesizers
- PCs/monitors
- Appliances

PTB Series - Low Profile Slide Potentiometer

BOURNS®

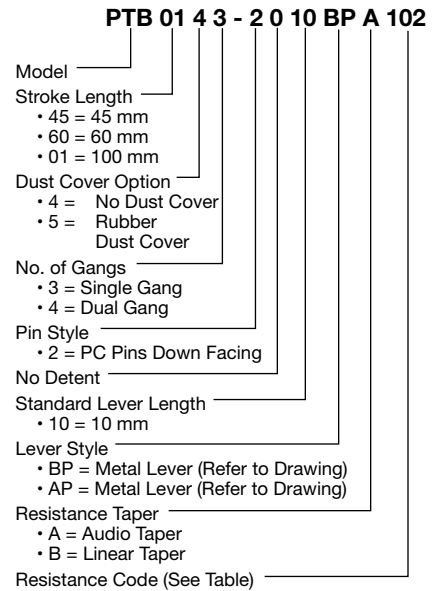
Product Dimensions



Numbers ①, ② and ③ for Dual Gang Versions

DIMENSIONS: $\frac{\text{MM}}{\text{(INCHES)}}$

How To Order



Other styles available.

Standard Resistance Table

Resistance (Ohms)	Resistance Code
5,000	502
10,000	103
20,000	203
50,000	503
100,000	104
200,000	204

REV. 01/14

Specifications are subject to change without notice.

The device characteristics and parameters in this data sheet can and do vary in different applications and actual device performance may vary over time. Users should verify actual device performance in their specific applications.