



Chipsmall Limited consists of a professional team with an average of over 10 year of expertise in the distribution of electronic components. Based in Hongkong, we have already established firm and mutual-benefit business relationships with customers from,Europe,America and south Asia,supplying obsolete and hard-to-find components to meet their specific needs.

With the principle of "Quality Parts,Customers Priority,Honest Operation,and Considerate Service",our business mainly focus on the distribution of electronic components. Line cards we deal with include Microchip,ALPS,ROHM,Xilinx,Pulse,ON,Everlight and Freescale. Main products comprise IC,Modules,Potentiometer,IC Socket,Relay,Connector.Our parts cover such applications as commercial,industrial, and automotives areas.

We are looking forward to setting up business relationship with you and hope to provide you with the best service and solution. Let us make a better world for our industry!



Contact us

Tel: +86-755-8981 8866 Fax: +86-755-8427 6832

Email & Skype: info@chipsmall.com Web: www.chipsmall.com

Address: A1208, Overseas Decoration Building, #122 Zhenhua RD., Futian, Shenzhen, China



Trimmer Potentiometers



Lead Sealed Type Multiturn PV12 Series

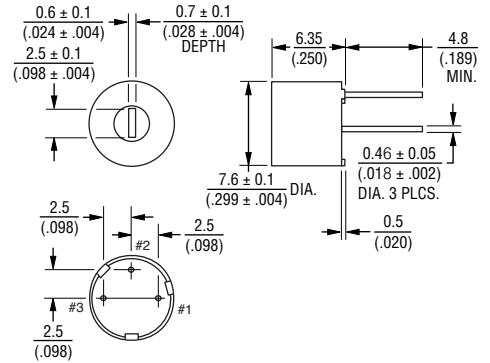
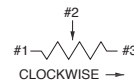
PV12 Series

Features

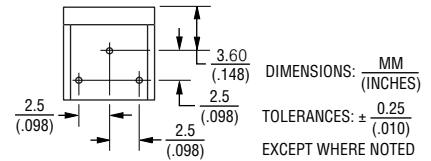
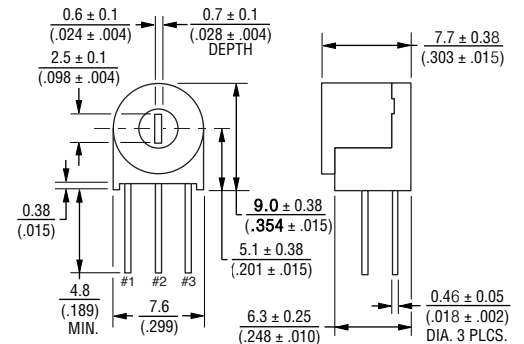
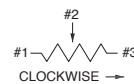
1. Multiturn / Cermet / Sealed
2. Available in both top and side adjustment
3. RoHS compliant*
4. For trimmer applications/processing guidelines, [click here](#)



PV12P



PV12T



Top Adjustment

Part Number	Power Rating (W)	Number of Turns (Effective Rotation Angle)	Total Resistance Value	TCR (ppm/°C)
PV12P100A01B00	0.5 (70 °C)	4	10 ohm ± 10 %	±100
PV12P200A01B00	0.5 (70 °C)	4	20 ohm ± 10 %	±100
PV12P500A01B00	0.5 (70 °C)	4	50 ohm ± 10 %	±100
PV12P101A01B00	0.5 (70 °C)	4	100 ohm ± 10 %	±100
PV12P201A01B00	0.5 (70 °C)	4	200 ohm ± 10 %	±100
PV12P501A01B00	0.5 (70 °C)	4	500 ohm ± 10 %	±100
PV12P102A01B00	0.5 (70 °C)	4	1k ohm ± 10 %	±100
PV12P202A01B00	0.5 (70 °C)	4	2k ohm ± 10 %	±100
PV12P502A01B00	0.5 (70 °C)	4	5k ohm ± 10 %	±100
PV12P103A01B00	0.5 (70 °C)	4	10k ohm ± 10 %	±100
PV12P203A01B00	0.5 (70 °C)	4	20k ohm ± 10 %	±100
PV12P253A01B00	0.5 (70 °C)	4	25k ohm ± 10 %	±100
PV12P503A01B00	0.5 (70 °C)	4	50k ohm ± 10 %	±100
PV12P104A01B00	0.5 (70 °C)	4	100k ohm ± 10 %	±100
PV12P204A01B00	0.5 (70 °C)	4	200k ohm ± 10 %	±100
PV12P254A01B00	0.5 (70 °C)	4	250k ohm ± 10 %	±100
PV12P504A01B00	0.5 (70 °C)	4	500k ohm ± 10 %	±100
PV12P105A01B00	0.5 (70 °C)	4	1M ohm ± 10 %	±100

Operating Temperature Range: -55 to +125 °C
Soldering Method: Wave (Single and Dual)



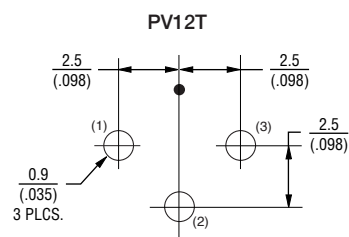
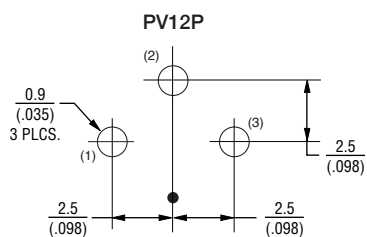
*RoHS Directive 2002/95/EC Jan. 27, 2003 including annex and RoHS Recast 2011/65/EU June 8, 2011. Specifications are subject to change without notice. The device characteristics and parameters in this data sheet can and do vary in different applications and actual device performance may vary over time. Users should verify actual device performance in their specific applications.

Side Adjustment

Part Number	Power Rating (W)	Number of Turns (Effective Rotation Angle)	Total Resistance Value	TCR (ppm/°C)
PV12T100A01B00	0.5 (70°C)	4	10 ohm ± 10 %	±100
PV12T200A01B00	0.5 (70°C)	4	20 ohm ± 10 %	±100
PV12T500A01B00	0.5 (70°C)	4	50 ohm ± 10 %	±100
PV12T101A01B00	0.5 (70°C)	4	100 ohm ± 10 %	±100
PV12T201A01B00	0.5 (70°C)	4	200 ohm ± 10 %	±100
PV12T501A01B00	0.5 (70°C)	4	500 ohm ± 10 %	±100
PV12T102A01B00	0.5 (70°C)	4	1k ohm ± 10 %	±100
PV12T202A01B00	0.5 (70°C)	4	2k ohm ± 10 %	±100
PV12T502A01B00	0.5 (70°C)	4	5k ohm ± 10 %	±100
PV12T103A01B00	0.5 (70°C)	4	10k ohm ± 10 %	±100
PV12T203A01B00	0.5 (70°C)	4	20k ohm ± 10 %	±100
PV12T503A01B00	0.5 (70°C)	4	50k ohm ± 10 %	±100
PV12T104A01B00	0.5 (70°C)	4	100k ohm ± 10 %	±100
PV12T204A01B00	0.5 (70°C)	4	200k ohm ± 10 %	±100
PV12T254A01B00	0.5 (70°C)	4	250k ohm ± 10 %	±100
PV12T504A01B00	0.5 (70°C)	4	500k ohm ± 10 %	±100
PV12T105A01B00	0.5 (70°C)	4	1M ohm ± 10 %	±100

Operating Temperature Range: -55 to +125 °C
Soldering Method: Wave (Single and Dual)

Standard Mounting Holes



DIMENSIONS: $\frac{\text{MM}}{\text{(INCHES)}}$
TOLERANCES: $\pm \frac{0.1}{(.004)}$
EXCEPT WHERE NOTED

BOURNS®

■ Characteristics

Temperature Cycle	Δ TR : $\pm 2\%$ Δ V.S.S.: $\pm 1\%$
Humidity	Δ TR : $\pm 2\%$ IR : 100M ohm min.
Vibration (20G)	Δ TR : $\pm 1\%$ Δ V.S.S.: $\pm 1\%$
Shock (100G)	Δ TR : $\pm 1\%$ Δ V.S.S.: $\pm 1\%$
Temperature Load Life	Δ TR : $\pm 3\%$ Δ V.S.S.: $\pm 2\%$
Low Temperature Exposure	Δ TR : $\pm 3\%$ Δ V.S.S.: $\pm 1.5\%$
High Temperature Exposure	Δ TR : $\pm 3\%$ Δ V.S.S.: $\pm 1.5\%$
Rotational Life	Δ TR : $\pm 3\%$ (200 cycles)

Δ TR : Total Resistance Change
 Δ V.S.S.: Voltage Setting Stability
 IR : Insulation Resistance

■ Typical Part Marking

3-Digit Date Code and Manufacturing Code

- First digit indicates year of manufacture;
- Last two digits indicate week of manufacture;
- 4th digit is suffix for manufacturing location:
C = Costa Rica

Example:

604C = Manufactured in 2016, week 4, Costa Rica

Resistance Code

- Resistance code marking as shown in the *Part Numbering Resistance Table*.

■ Part Numbering

PV 12 P 103 A01 B00

Product ID _____
PV = Trimming Potentiometer

Series _____
12 = Lead Sealed 7 mm Round, 4-Turns

Adjustment Direction/Lead Type _____
P = Top, Triangle
T = Side, Triangle

Total Resistance _____
Expressed by three figures.
The first and second figures are significant digits;
the third figure expresses the number of zeros
that follow.

Resistance (Ohms)	Resistance Code
10	100
20	200
50	500
100	101
200	201
500	501
1,000	102
2,000	202
5,000	502
10,000	103
20,000	203
25,000	253
50,000	503
100,000	104
200,000	204
250,000	254
500,000	504
1,000,000	105

Popular distribution resistance values listed in boldface. Special resistances available.

Individual Specification _____
A01 = Standard Type

Packaging _____
B00 = Tube (50 pcs. per tube)

BOURNS®