



Chipsmall Limited consists of a professional team with an average of over 10 year of expertise in the distribution of electronic components. Based in Hongkong, we have already established firm and mutual-benefit business relationships with customers from,Europe,America and south Asia,supplying obsolete and hard-to-find components to meet their specific needs.

With the principle of "Quality Parts,Customers Priority,Honest Operation,and Considerate Service",our business mainly focus on the distribution of electronic components. Line cards we deal with include Microchip,ALPS,ROHM,Xilinx,Pulse,ON,Everlight and Freescale. Main products comprise IC,Modules,Potentiometer,IC Socket,Relay,Connector.Our parts cover such applications as commercial,industrial, and automotives areas.

We are looking forward to setting up business relationship with you and hope to provide you with the best service and solution. Let us make a better world for our industry!



Contact us

Tel: +86-755-8981 8866 Fax: +86-755-8427 6832

Email & Skype: info@chipsmall.com Web: www.chipsmall.com

Address: A1208, Overseas Decoration Building, #122 Zhenhua RD., Futian, Shenzhen, China



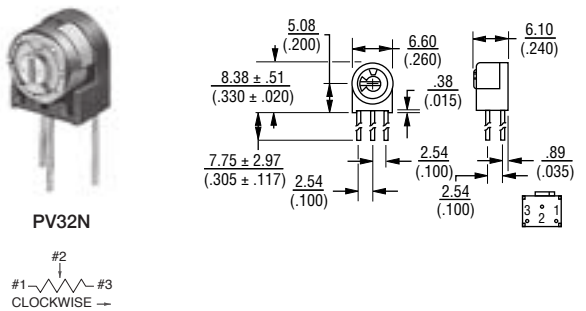
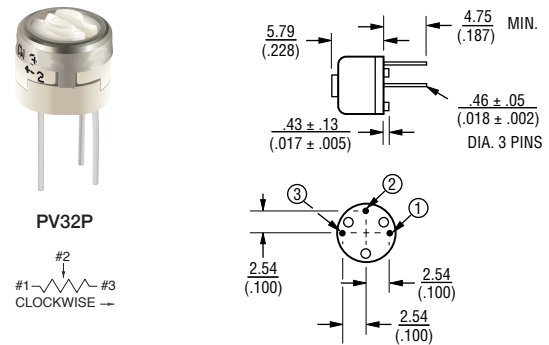
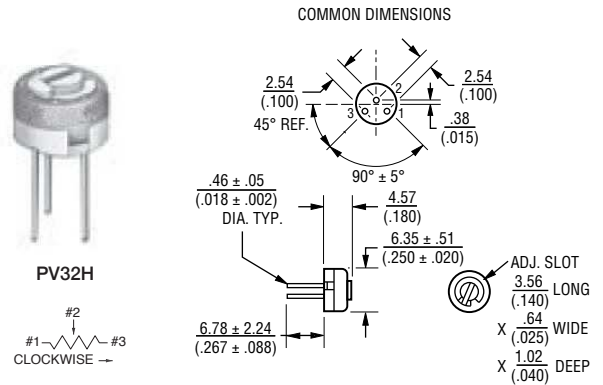
Trimmer Potentiometers



Lead Sealed Type Single-turn PV32 Series

■ Features

1. 1/4 " Round / Single-turn / Cermet / Sealed
2. Flammability: UL 94V-0
3. RoHS compliant*
4. For trimmer applications/processing guidelines, [click here](#)



DIMENSIONS: $\frac{\text{MM}}{\text{(INCHES)}}$
TOLERANCES: ± $\frac{0.25}{(.010)}$ EXCEPT WHERE NOTED



*RoHS Directive 2002/95/EC Jan. 27, 2003 including annex and RoHS Recast 2011/65/EU June 8, 2011.
Specifications are subject to change without notice.
The device characteristics and parameters in this data sheet can and do vary in different applications and actual device performance may vary over time.
Users should verify actual device performance in their specific applications.

Top Adjustment

Part Number	Power Rating (W)	Number of Turns (Effective Rotation Angle)	Mechanical Rotation Angle	Total Resistance Value	TCR (ppm/°C)
PV32H100A0xB00	0.5 (70 °C)	1 (240 ° ±5°)	260 ° ±5 °	10 ohm ±20 %	±100
PV32H200A0xB00	0.5 (70 °C)	1 (240 ° ±5°)	260 ° ±5 °	20 ohm ±20 %	±100
PV32H500A0xB00	0.5 (70 °C)	1 (240 ° ±5°)	260 ° ±5 °	50 ohm ±20 %	±100
PV32H101A0xB00	0.5 (70 °C)	1 (240 ° ±5°)	260 ° ±5 °	100 ohm ±20 %	±100
PV32H201A0xB00	0.5 (70 °C)	1 (240 ° ±5°)	260 ° ±5 °	200 ohm ±20 %	±100
PV32H251A0xB00	0.5 (70 °C)	1 (240 ° ±5°)	260 ° ±5 °	250 ohm ±20 %	±100
PV32H501A0xB00	0.5 (70 °C)	1 (240 ° ±5°)	260 ° ±5 °	500 ohm ±20 %	±100
PV32H102A0xB00	0.5 (70 °C)	1 (240 ° ±5°)	260 ° ±5 °	1k ohm ±20 %	±100
PV32H202A0xB00	0.5 (70 °C)	1 (240 ° ±5°)	260 ° ±5 °	2k ohm ±20 %	±100
PV32H252A0xB00	0.5 (70 °C)	1 (240 ° ±5°)	260 ° ±5 °	2.5k ohm ±20 %	±100
PV32H502A0xB00	0.5 (70 °C)	1 (240 ° ±5°)	260 ° ±5 °	5k ohm ±20 %	±100
PV32H103A0xB00	0.5 (70 °C)	1 (240 ° ±5°)	260 ° ±5 °	10k ohm ±20 %	±100
PV32H203A0xB00	0.5 (70 °C)	1 (240 ° ±5°)	260 ° ±5 °	20k ohm ±20 %	±100
PV32H253A0xB00	0.5 (70 °C)	1 (240 ° ±5°)	260 ° ±5 °	25k ohm ±20 %	±100
PV32H503A0xB00	0.5 (70 °C)	1 (240 ° ±5°)	260 ° ±5 °	50k ohm ±20 %	±100
PV32H104A0xB00	0.5 (70 °C)	1 (240 ° ±5°)	260 ° ±5 °	100k ohm ±20 %	±100
PV32H204A0xB00	0.5 (70 °C)	1 (240 ° ±5°)	260 ° ±5 °	200k ohm ±20 %	±100
PV32H254A0xB00	0.5 (70 °C)	1 (240 ° ±5°)	260 ° ±5 °	250k ohm ±20 %	±100
PV32H504A0xB00	0.5 (70 °C)	1 (240 ° ±5°)	260 ° ±5 °	500k ohm ±20 %	±100
PV32H105A0xB00	0.5 (70 °C)	1 (240 ° ±5°)	260 ° ±5 °	1M ohm ±20 %	±100

PV32P100A0xB00	0.5 (70 °C)	1 (240 ° ±5°)	260 ° ±5 °	10 ohm ±20 %	±100
PV32P200A0xB00	0.5 (70 °C)	1 (240 ° ±5°)	260 ° ±5 °	20 ohm ±20 %	±100
PV32P500A0xB00	0.5 (70 °C)	1 (240 ° ±5°)	260 ° ±5 °	50 ohm ±20 %	±100
PV32P101A0xB00	0.5 (70 °C)	1 (240 ° ±5°)	260 ° ±5 °	100 ohm ±20 %	±100
PV32P201A0xB00	0.5 (70 °C)	1 (240 ° ±5°)	260 ° ±5 °	200 ohm ±20 %	±100
PV32P251A0xB00	0.5 (70 °C)	1 (240 ° ±5°)	260 ° ±5 °	250 ohm ±20 %	±100
PV32P501A0xB00	0.5 (70 °C)	1 (240 ° ±5°)	260 ° ±5 °	500 ohm ±20 %	±100
PV32P102A0xB00	0.5 (70 °C)	1 (240 ° ±5°)	260 ° ±5 °	1k ohm ±20 %	±100
PV32P202A0xB00	0.5 (70 °C)	1 (240 ° ±5°)	260 ° ±5 °	2k ohm ±20 %	±100
PV32P252A0xB00	0.5 (70 °C)	1 (240 ° ±5°)	260 ° ±5 °	2.5k ohm ±20 %	±100
PV32P502A0xB00	0.5 (70 °C)	1 (240 ° ±5°)	260 ° ±5 °	5k ohm ±20 %	±100
PV32P103A0xB00	0.5 (70 °C)	1 (240 ° ±5°)	260 ° ±5 °	10k ohm ±20 %	±100
PV32P203A0xB00	0.5 (70 °C)	1 (240 ° ±5°)	260 ° ±5 °	20k ohm ±20 %	±100
PV32P253A0xB00	0.5 (70 °C)	1 (240 ° ±5°)	260 ° ±5 °	25k ohm ±20 %	±100
PV32P503A0xB00	0.5 (70 °C)	1 (240 ° ±5°)	260 ° ±5 °	50k ohm ±20 %	±100
PV32P104A0xB00	0.5 (70 °C)	1 (240 ° ±5°)	260 ° ±5 °	100k ohm ±20 %	±100
PV32P204A0xB00	0.5 (70 °C)	1 (240 ° ±5°)	260 ° ±5 °	200k ohm ±20 %	±100
PV32P254A0xB00	0.5 (70 °C)	1 (240 ° ±5°)	260 ° ±5 °	250k ohm ±20 %	±100
PV32P504A0xB00	0.5 (70 °C)	1 (240 ° ±5°)	260 ° ±5 °	500k ohm ±20 %	±100
PV32P105A0xB00	0.5 (70 °C)	1 (240 ° ±5°)	260 ° ±5 °	1M ohm ±20 %	±100

Operating Temperature Range: -55 to 125 °C

Soldering Method: Wave (Single and Dual)

BOURNS®

Specifications are subject to change without notice.

The device characteristics and parameters in this data sheet can and do vary in different applications and actual device performance may vary over time.

Users should verify actual device performance in their specific applications.

Side Adjustment

Part Number	Power Rating (W)	Number of Turns (Effective Rotation Angle)	Mechanical Rotation Angle	Total Resistance Value	TCR (ppm/°C)
PV32N100A0xB00	0.5 (70 °C)	1 (240 ° ±5°)	260 ° ±5 °	10 ohm ±20 %	±100
PV32N200A0xB00	0.5 (70 °C)	1 (240 ° ±5°)	260 ° ±5 °	20 ohm ±20 %	±100
PV32N500A0xB00	0.5 (70 °C)	1 (240 ° ±5°)	260 ° ±5 °	50 ohm ±20 %	±100
PV32N101A0xB00	0.5 (70 °C)	1 (240 ° ±5°)	260 ° ±5 °	100 ohm ±20 %	±100
PV32N201A0xB00	0.5 (70 °C)	1 (240 ° ±5°)	260 ° ±5 °	200 ohm ±20 %	±100
PV32N251A0xB00	0.5 (70 °C)	1 (240 ° ±5°)	260 ° ±5 °	250 ohm ±20 %	±100
PV32N501A0xB00	0.5 (70 °C)	1 (240 ° ±5°)	260 ° ±5 °	500 ohm ±20 %	±100
PV32N102A0xB00	0.5 (70 °C)	1 (240 ° ±5°)	260 ° ±5 °	1k ohm ±20 %	±100
PV32N202A0xB00	0.5 (70 °C)	1 (240 ° ±5°)	260 ° ±5 °	2k ohm ±20 %	±100
PV32N252A0xB00	0.5 (70 °C)	1 (240 ° ±5°)	260 ° ±5 °	2.5k ohm ±20 %	±100
PV32N502A0xB00	0.5 (70 °C)	1 (240 ° ±5°)	260 ° ±5 °	5k ohm ±20 %	±100
PV32N103A0xB00	0.5 (70 °C)	1 (240 ° ±5°)	260 ° ±5 °	10k ohm ±20 %	±100
PV32N203A0xB00	0.5 (70 °C)	1 (240 ° ±5°)	260 ° ±5 °	20k ohm ±20 %	±100
PV32N253A0xB00	0.5 (70 °C)	1 (240 ° ±5°)	260 ° ±5 °	25k ohm ±20 %	±100
PV32N503A0xB00	0.5 (70 °C)	1 (240 ° ±5°)	260 ° ±5 °	50k ohm ±20 %	±100
PV32N104A0xB00	0.5 (70 °C)	1 (240 ° ±5°)	260 ° ±5 °	100k ohm ±20 %	±100
PV32N204A0xB00	0.5 (70 °C)	1 (240 ° ±5°)	260 ° ±5 °	200k ohm ±20 %	±100
PV32N254A0xB00	0.5 (70 °C)	1 (240 ° ±5°)	260 ° ±5 °	250k ohm ±20 %	±100
PV32N504A0xB00	0.5 (70 °C)	1 (240 ° ±5°)	260 ° ±5 °	500k ohm ±20 %	±100
PV32N105A0xB00	0.5 (70 °C)	1 (240 ° ±5°)	260 ° ±5 °	1M ohm ±20 %	±100

Operating Temperature Range: -55 to 125 °C

Soldering Method: Wave (Single and Dual)

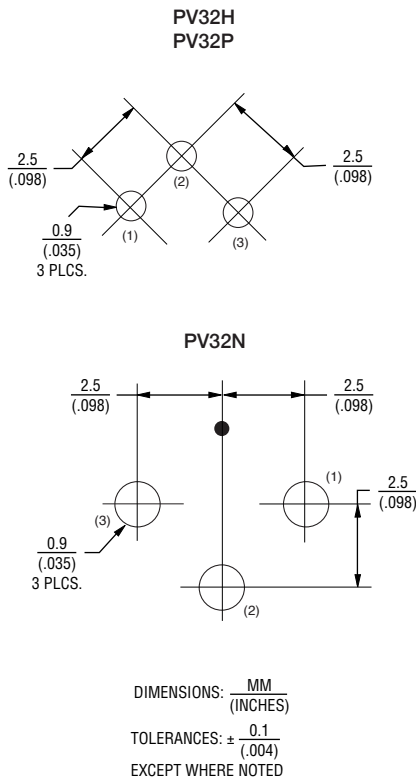
BOURNS®

Specifications are subject to change without notice.

The device characteristics and parameters in this data sheet can and do vary in different applications and actual device performance may vary over time.

Users should verify actual device performance in their specific applications.

Standard Mounting Holes



Typical Part Marking

3-Digit Date Code and Manufacturing Code

- First digit indicates year of manufacture;
- Last two digits indicate week of manufacture;
- 4th digit is suffix for manufacturing location:
C = Costa Rica

Example:

604C = Manufactured in 2016, week 4,
Costa Rica

Resistance Code

- Resistance code marking as shown in the *Part Numbering Resistance Table*.

Part Numbering

Product ID **PV 32 P 103 A01 B00**
 PV = Trimming Potentiometer
 Series 32 = Lead Sealed 6 mm Round Single-turn
 Adjustment Direction/Lead Type
 H = Top, Triangle
 P = Top, Triangle
 N = Side, Triangle
 Total Resistance
 Expressed by three figures.
 The first and second figures are significant digits;
 the third figure expresses the number of zeros
 that follow.

Resistance (Ohms)	Resistance Code
10	100
20	200
50	500
100	101
200	201
250	251
500	501
1,000	102
2,000	202
2,500	252
5,000	502
10,000	103
20,000	203
25,000	253
50,000	503
100,000	104
200,000	204
250,000	254
500,000	504
1,000,000	105

Popular distribution resistance values listed in boldface. Special resistances available.

Individual Specification

- A01 = Standard Type
- A02 = 10 % Resistance Tolerance

Packaging

- B00 = Tube (50 pcs. per tube)

BOURNS®