



Chipsmall Limited consists of a professional team with an average of over 10 year of expertise in the distribution of electronic components. Based in Hongkong, we have already established firm and mutual-benefit business relationships with customers from,Europe,America and south Asia,supplying obsolete and hard-to-find components to meet their specific needs.

With the principle of “Quality Parts,Customers Priority,Honest Operation,and Considerate Service”,our business mainly focus on the distribution of electronic components. Line cards we deal with include Microchip,ALPS,ROHM,Xilinx,Pulse,ON,Everlight and Freescale. Main products comprise IC,Modules,Potentiometer,IC Socket,Relay,Connector.Our parts cover such applications as commercial,industrial, and automotives areas.

We are looking forward to setting up business relationship with you and hope to provide you with the best service and solution. Let us make a better world for our industry!



Contact us

Tel: +86-755-8981 8866 Fax: +86-755-8427 6832

Email & Skype: info@chipsmall.com Web: www.chipsmall.com

Address: A1208, Overseas Decoration Building, #122 Zhenhua RD., Futian, Shenzhen, China



Series PVA33

Microelectronic Power IC
 BOSFET® Photovoltaic Relay
 Single-Pole, 130mA, 0-300V AC/DC

General Description

The Photovoltaic AC Relay (PVA) is a single-pole, normally open solid state replacement for electro-mechanical relays used for general purpose switching of analog signals. It utilizes as an output switch a unique bidirectional (AC or DC) MOSFET power IC termed a BOSFET. The BOSFET is controlled by a photovoltaic generator of novel construction, which is energized by radiation from a dielectrically isolated light emitting diode (LED).

The PVA overcomes the limitations of both conventional and reed electromechanical relays by offering the solid state advantages of long life, high operating speed, low pick-up power, bounce-free operation, low thermal voltages and miniaturization. These advantages allow product improvement and design innovations in many applications such as process control, multiplexing, telecommunications, automatic test equipment and data acquisition.

The PVA can switch analog signals from thermocouple level to 300 volts peak AC or DC polarity. Signal frequencies into the RF range are easily controlled and switching rates up to 5kHz are achievable. The extremely small thermally generated offset voltages allow increased measurement accuracies.

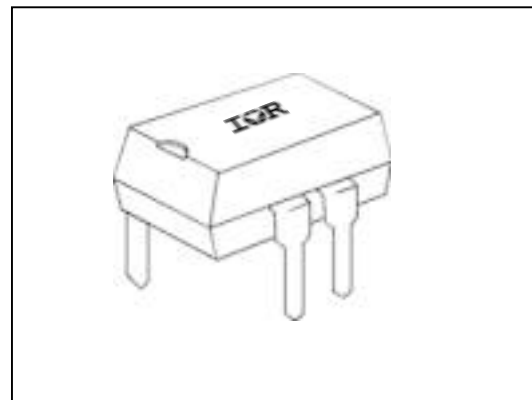
Unique silicon technology developed by International Rectifier forms the heart of the PVA. The monolithic BOSFET contains a bidirectional N-channel power MOSFET output structure. In addition, this power IC chip has input circuitry for fast turn-off and gate protection functions. This section of the BOSFET chip utilizes both bipolar and MOS technology to form NPN transistors, P-channel MOSFETs, resistors, diodes and capacitors.

The photovoltaic generator similarly utilizes a unique International Rectifier alloyed multijunction structure. The excellent current conversion efficiency of this technique results in the very fast response of the PVA microelectronic power IC relay.

This advanced semiconductor technology has created a radically new control device. Designers can now develop switching systems to new standards of electrical performance and mechanical compactness.

Features

- BOSFET Power IC ■
- 10¹⁰ Operations ■
- 100µsec Operating Time ■
- 0.2µVolt Thermal Offset ■
- 3 milliwatts Pick-Up Power ■
- 1000V/µsec dv/dt ■
- Bounce-Free ■
- 8-pin DIP Package ■
- 40°C to 85°C ■
- UL recognized ■



Part Identification

Part Number	Operating Voltage (AC/DC)	Sensitivity	Off-State Resistance
PVA2352	0 - 200V	5mA	10 ⁸ Ohms
PVA3324	0 - 300V	2 mA	10 ¹⁰ Ohms
PVA3354		5mA	

(BOSFET is a trademark of International Rectifier)

Electrical Specifications ($-40^{\circ}\text{C} \leq T_A \leq +85^{\circ}\text{C}$ unless otherwise specified)

INPUT CHARACTERISTICS	PVA2352	PVA3324	PVA3354	Units
Minimum Control Current (see figures 1 and 2)				DC
For 20mA Continuous Load Current	2.0	1.0	2.0	mA@25°C
For 100mA Continuous Load Current	5.0	2.0	5.0	mA@25°C
For 10mA Continuous Load Current	5.0	2.0	5.0	mA@85°C
Maximum Control Current for Off-State Resistance at 25°C	10			μA(DC)
Control Current Range (Caution: current limit input LED. See figure 6)	2.0 to 25			mA(DC)
Maximum Reverse Voltage	7.0			V(DC)

OUTPUT CHARACTERISTICS	PVA2352	PVA3324	PVA3354	Units
Operating Voltage Range	0 to ± 200	0 to ± 300		V _(PEAK)
Maximum Load Current 40°C (see figures 1 and 2)	130			mA(DC)
Max. On-state Resistance 25°C (Pulsed) (fig. 4) 50 mA Load, 5mA Control	24			Ω
Min. Off-state Resistance @ 25°C (see figure 5)	10 ⁸ @160VDC	10 ¹⁰ @ 240VDC		Ω
Response Time @25°C (see figures 7 and 8)				
Max. T _(on) @ 12mA Control, 50 mA Load, 100 VDC	100			μs
Max. T _(off) @ 12mA Control, 50 mA Load, 50 VDC	50			μs
Max. Thermal Offset Voltage @ 5.0mA Control	0.2			μvolts
Min. Off-State dv/dt	1000			V/μs
Output Capacitance (see figure 10)	12			pF @ 50VDC

GENERAL CHARACTERISTICS (PVA2352, PVA3324 and PVA3354)		Units
Dielectric Strength: Input-Output	2500	V _{RMS}
Insulation Resistance: Input-Output @ 90V _{DC}	10 ¹² @ 25°C - 50% RH	Ω
Maximum Capacitance: Input-Output	1.0	pF
Max. Pin Soldering Temperature (1.6mm below seating plane, 10 seconds max.)	+260	°C
Ambient Temperature Range:		
Operating	-40 to +85	
Storage	-40 to +100	

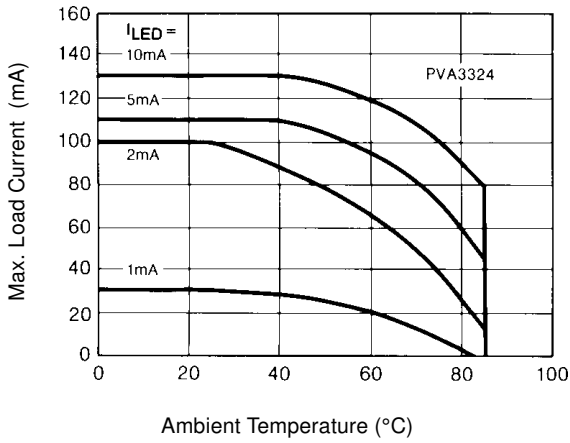


Figure 1. Current Derating Curves

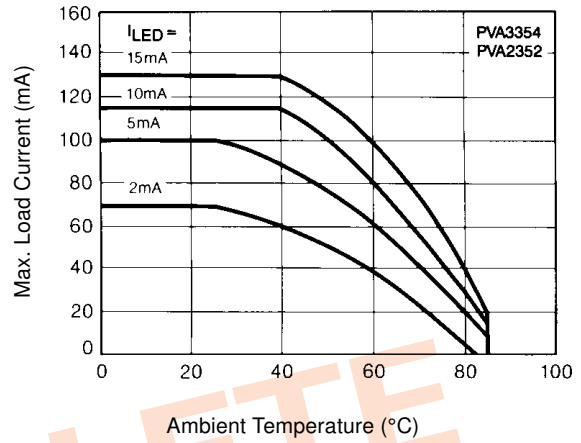


Figure 2. Current Derating Curves

OBSOLETE

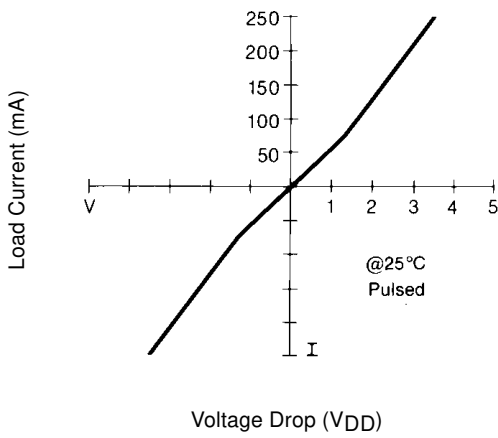


Figure 3. Typical On Characteristics

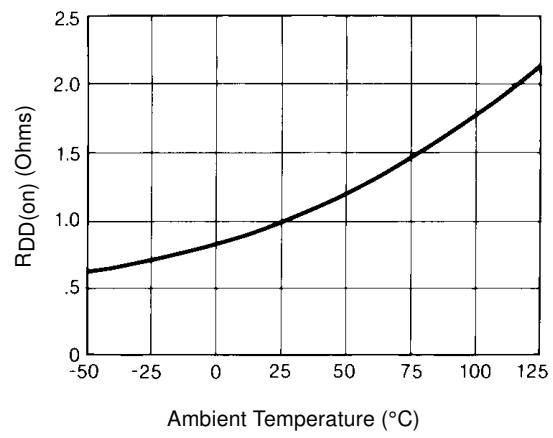


Figure 4. Typical On-Resistance

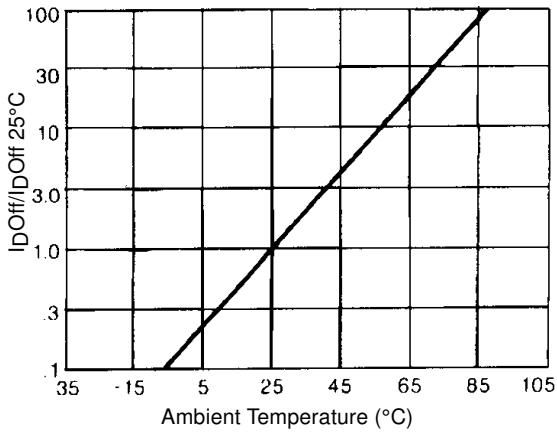


Figure 5. Normalized Off-State Leakage

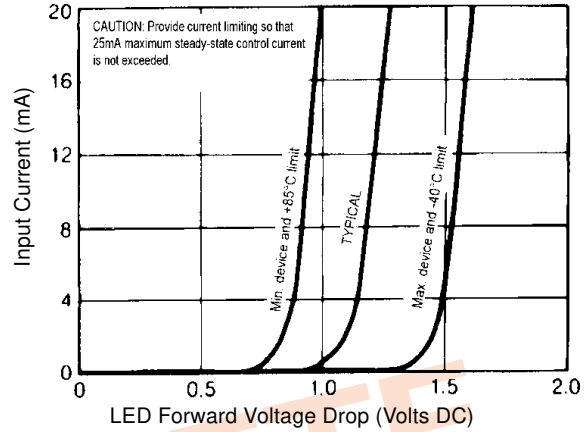


Figure 6. Input Characteristics
 (Current Controlled)

OBSOLETE

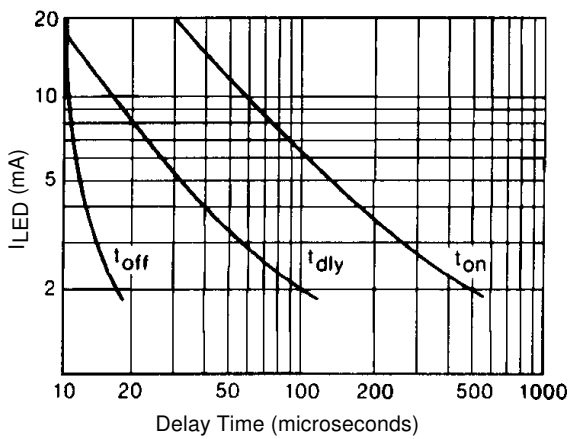


Figure 7. Typical Delay Times

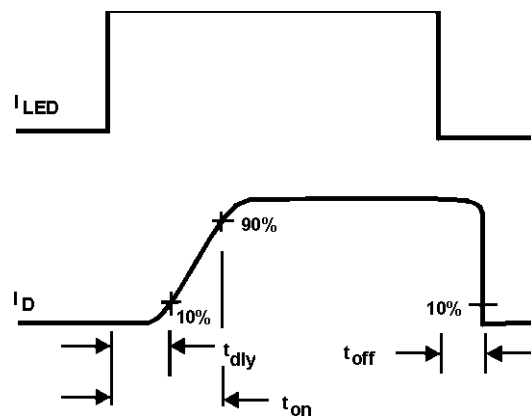


Figure 8. Delay Time Definitions

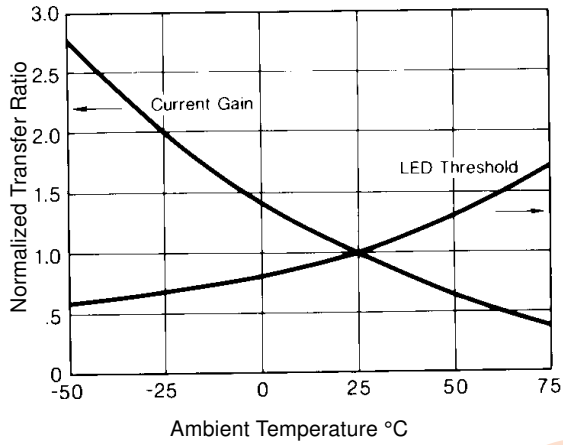


Figure 9. Typical Control Threshold and Transfer Ratio

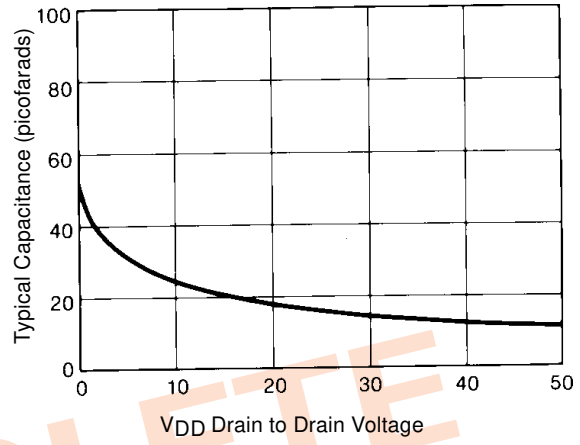


Figure 10. Typical Output Capacitance

OBSOLETE

Wiring Diagram

