



Chipsmall Limited consists of a professional team with an average of over 10 year of expertise in the distribution of electronic components. Based in Hongkong, we have already established firm and mutual-benefit business relationships with customers from,Europe,America and south Asia,supplying obsolete and hard-to-find components to meet their specific needs.

With the principle of “Quality Parts,Customers Priority,Honest Operation,and Considerate Service”,our business mainly focus on the distribution of electronic components. Line cards we deal with include Microchip,ALPS,ROHM,Xilinx,Pulse,ON,Everlight and Freescale. Main products comprise IC,Modules,Potentiometer,IC Socket,Relay,Connector.Our parts cover such applications as commercial,industrial, and automotives areas.

We are looking forward to setting up business relationship with you and hope to provide you with the best service and solution. Let us make a better world for our industry!



Contact us

Tel: +86-755-8981 8866 Fax: +86-755-8427 6832

Email & Skype: info@chipsmall.com Web: www.chipsmall.com

Address: A1208, Overseas Decoration Building, #122 Zhenhua RD., Futian, Shenzhen, China



PVO402P

Microelectronic Power IC
HEXFET® Power MOSFET Relay
Single Pole, Normally Open + Ring Detector
0-400V, 120mA AC/DC

General Description

The PVO402P Photovoltaic Relay is a dual-pole, normally open solid-state relay plus ring detector. By integrating these two functions in one package it can replace two discrete components, i.e., a relay and an AC-input opto-coupler. The relay portion of PVO402P utilizes International Rectifier's HEXFET power MOSFET as the output switch, driven by an integrated circuit photovoltaic generator of novel construction. The output switch is controlled by radiation from a GaAlAs light emitting diode (LED) which is optically isolated from the photovoltaic generator. The ring detector portion of PVO402P has two LEDs in inverse parallel connection as the input sensing element and a silicon NPN photo-transistor as the output switch.

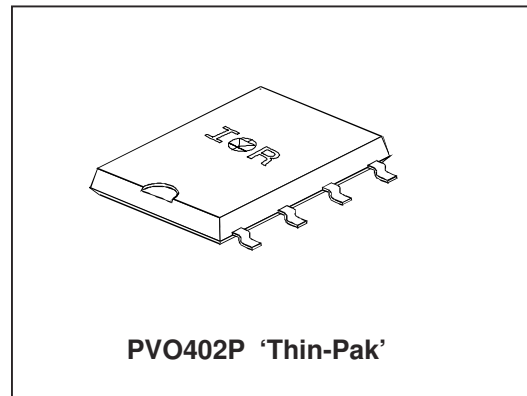
PVO402P is ideally suited for PCMCIA fax/modem cards. Its extremely low profile allows it to be used in Type II cards whose outer shells are only 5mm thick. PVO402P Relays are packaged in an 8-pin, molded 'Thin-Pak' DIP package with 'gull-wing' surface mount terminals. It is available in plastic shipping tubes or on tape-and-reel. Please refer to Part Identification (opposite) for details.

Applications

- On/Off Hook switch
- Dial pulsing
- Ringer injection
- Ring detection
- Loop current detection

Features

- HEXFET Power MOSFET output
- Bounce-free operation
- 3,750 V_{RMS} I/O Isolation
- Linear AC/DC operation
- Solid-State reliability
- UL recognized and BAPT certified



Part Identification

PVO402P surface-mount, plastic shipping tube
PVO402P-T surface-mount, tape and reel

(HEXFET is the registered trademark for International Rectifier Power MOSFETs)

Electrical Specifications (-40°C ≤ T_A ≤ +85°C unless otherwise specified)**RELAY**

INPUT CHARACTERISTICS	Limits	Units
Minimum Control Current (see figure 1)	3.0	mA
Maximum Control Current for Off-State Resistance @T _A =+25°C	0.4	mA
Control Current Range (Caution: current limit input LED, see figure 6)	3.0 to 25	mA
Maximum Reverse Voltage	6.0	V
OUTPUT CHARACTERISTICS	Limits	Units
Operating Voltage Range	0 to ±400	V _(DC or AC peak)
Maximum Load Current @ T _A =+40°C 5mA Control (see figure 1)	120	mA
Maximum On-State Resistance @T _A =+25°C For 50mA pulsed load, 5mA Control (see figure 4)	35	Ω
Maximum Off-State Leakage @T _A =+25°C, ±400V (see figure 5)	1.0	μA
Maximum Turn-On Time @T _A =+25°C (see figure 7) For 50mA, 100 V _{DC} Load, 5mA Control	2.0	ms
Maximum Turn-Off Time @T _A =+25°C (see figure 7) For 50mA, 100 V _{DC} Load, 5mA Control	0.5	ms
Maximum Output Capacitance @ 50V _{DC}	12	pF

DETECTOR

INPUT CHARACTERISTICS	Limits	Units
Minimum Control Current @ I _C = 2mA, V _{CE} = 0.5V	6.0	mA
Maximum Control Current for Off-State Leakage I _C =1μA, V _{CE} =5V @T _A =+25°C	5	μA
Control Current Range (Caution: current limit input LED, see figure 6)	6.0 to 25	mA
OUTPUT CHARACTERISTICS	Limits	Units
Minimum Collector-Emitter Breakdown Voltage @ I _C = 10μA	20	V _{DC}
Minimum Current Transfer Ratio @ I _{LED} = 6mA, V _{CE} = 5V (see figure 9)	33	%
Maximum Saturation Voltage @ I _{LED} = 16mA, I _C = 2mA	0.5	V
Maximum Leakage Current @ I _{LED} =0mA, V _{CE} = 5V	500	nA
Maximum Power Dissipation @T _A =+25°C (derate linearly 2.0mW/°C)	150	mW

COMBINED

GENERAL CHARACTERISTICS	Limits	Units
Minimum Dielectric Strength, Input-Output	3750	V _{RMS}
Minimum Dielectric Strength, Relay-Detector	1000	V _{DC}
Minimum Insulation Resistance, Input-Output @T _A =+25°C, 50%RH, 100V _{DC}	10 ¹²	Ω
Maximum Capacitance, Input-Output	3.0	pF
Maximum Pin Soldering Temperature (10 seconds maximum)	+260	
Ambient Temperature Range:	Operating	°C
	Storage	

International Rectifier does not recommend the use of this product in aerospace, avionics, military or life support applications. Users of this International Rectifier product in such applications assume all risks of such use and indemnify International Rectifier against all damages resulting from such use.

Connection Diagram

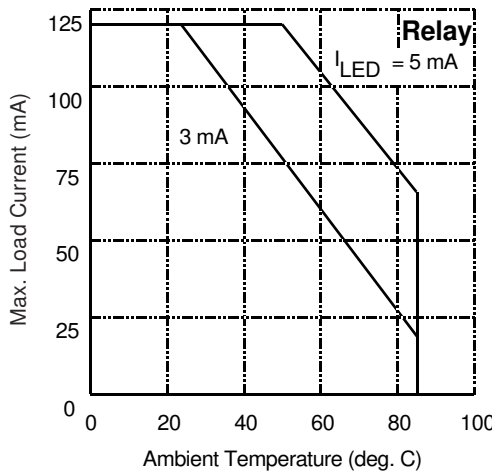
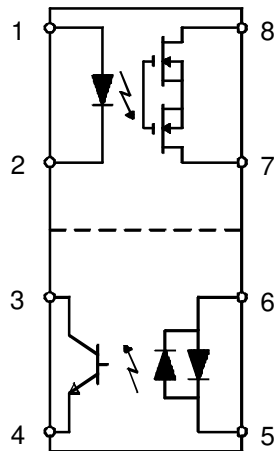


Figure 1. Current Derating Curve

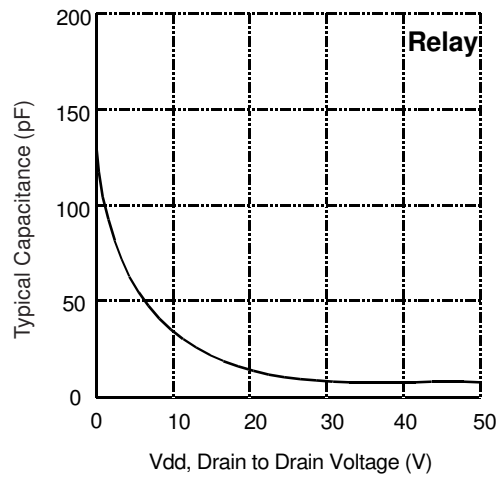


Figure 2. Typical Output Capacitance

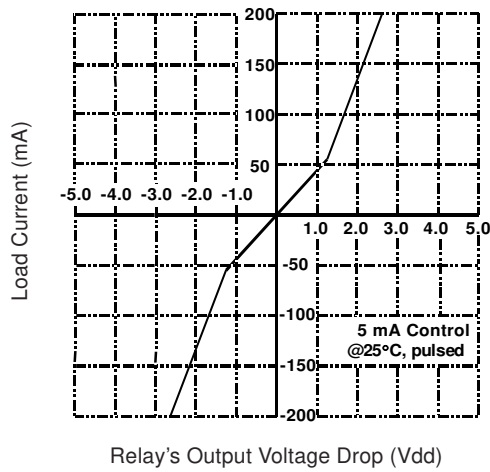


Figure 3. Linearity Characteristics

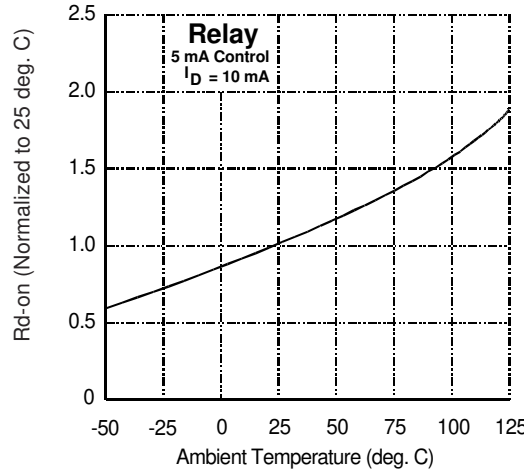


Figure 4. Typical Normalized On-Resistance

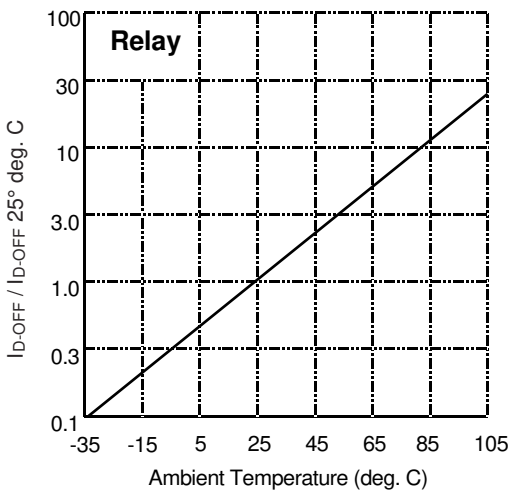


Figure 5. Typical Normalized Off-State Leakage

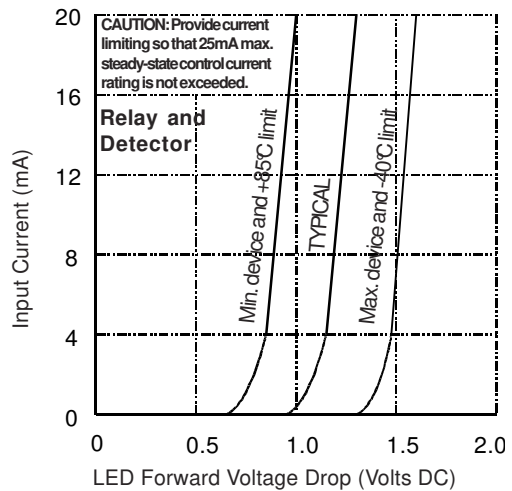


Figure 6. Input Characteristics (Current Controlled)

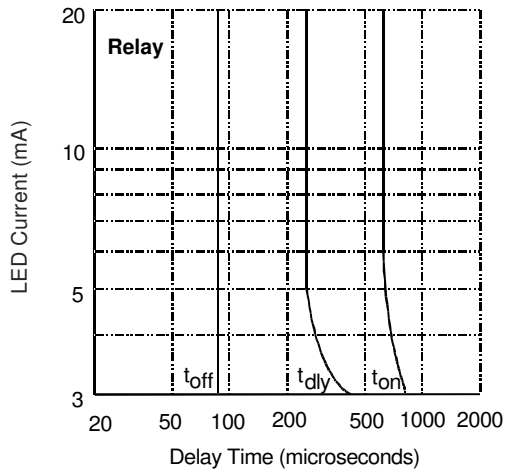


Figure 7. Typical Delay Times

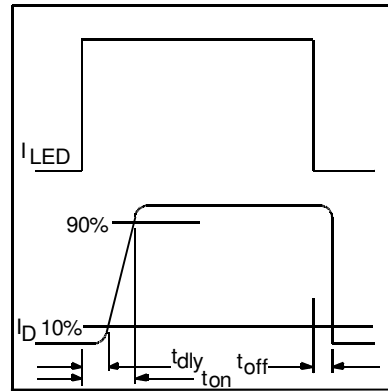


Figure 8. Delay Time Definitions

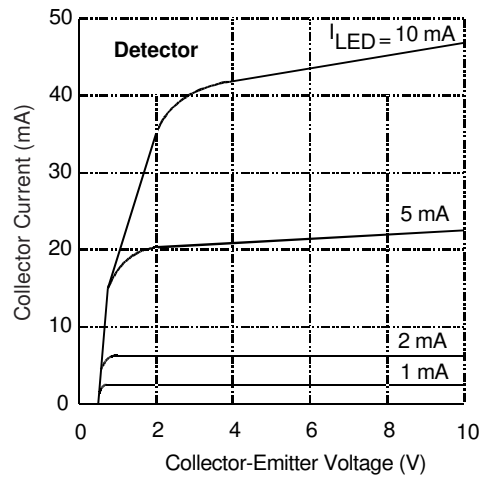


Figure 9. Typical Transfer Characteristics

Case Outline

