



Chipsmall Limited consists of a professional team with an average of over 10 year of expertise in the distribution of electronic components. Based in Hongkong, we have already established firm and mutual-benefit business relationships with customers from,Europe,America and south Asia,supplying obsolete and hard-to-find components to meet their specific needs.

With the principle of "Quality Parts,Customers Priority,Honest Operation,and Considerate Service",our business mainly focus on the distribution of electronic components. Line cards we deal with include Microchip,ALPS,ROHM,Xilinx,Pulse,ON,Everlight and Freescale. Main products comprise IC,Modules,Potentiometer,IC Socket,Relay,Connector.Our parts cover such applications as commercial,industrial, and automotives areas.

We are looking forward to setting up business relationship with you and hope to provide you with the best service and solution. Let us make a better world for our industry!



Contact us

Tel: +86-755-8981 8866 Fax: +86-755-8427 6832

Email & Skype: info@chipsmall.com Web: www.chipsmall.com

Address: A1208, Overseas Decoration Building, #122 Zhenhua RD., Futian, Shenzhen, China



10. 外形图/Outline Drawing

Q6DL2AQ140001

技术要求/Technical requirement

- 1.额定电压/Rated voltage:1.3V
- 2.空载电流/Non load current:33mA Max
- 3.空载转速/Non load speed:14,000 ± 2000rpm
- 4.堵转电流/Stall current:155mA Max
- 5.端子阻抗/Terminal resistance:10.5Ω(±20%)
- 6.起动电压/Starting voltage:0.8V Max
- 7.导线规格/Lead wire spec: AWG30 UL1571
- 8.未注线性公差为/Unmarked tolerance: ± 0.1mm
- 9.A向压力/Pressure along A direction :20N Max
- 10.端盖颜色: 黑色/Theenet covers colour:Black

2008.12.05

说明书/Specification

编号/No K0TL-B-S979

代码/code:0

8/9

A向

(16 REF.)

4±0.3

12±0.2

27±2

0.35

1.5±0.5

∅0.8⁰_{-0.005}

∅2

红/Red (+)

黑/Black (-)

C.W.

∅6

浸锡/Tinned

						金龙机电股份有限公司		
						外形图		
标记	处数	分区	更改文件号	签名	日期	阶段标记	重量	比例
设计	郭梦秋	2008.12.05	标准化	张其泰	2008.12.05			5:1
校对	杨兰	2008.12.05						
审核	陈文茶	2008.12.05						
工艺	刘林兵	2008.12.05	批准	项瑞莹	2008.12.05	共 页	第 页	

借 (通) 用件登记

描 图

描 校

底图总号

签 字

日 期

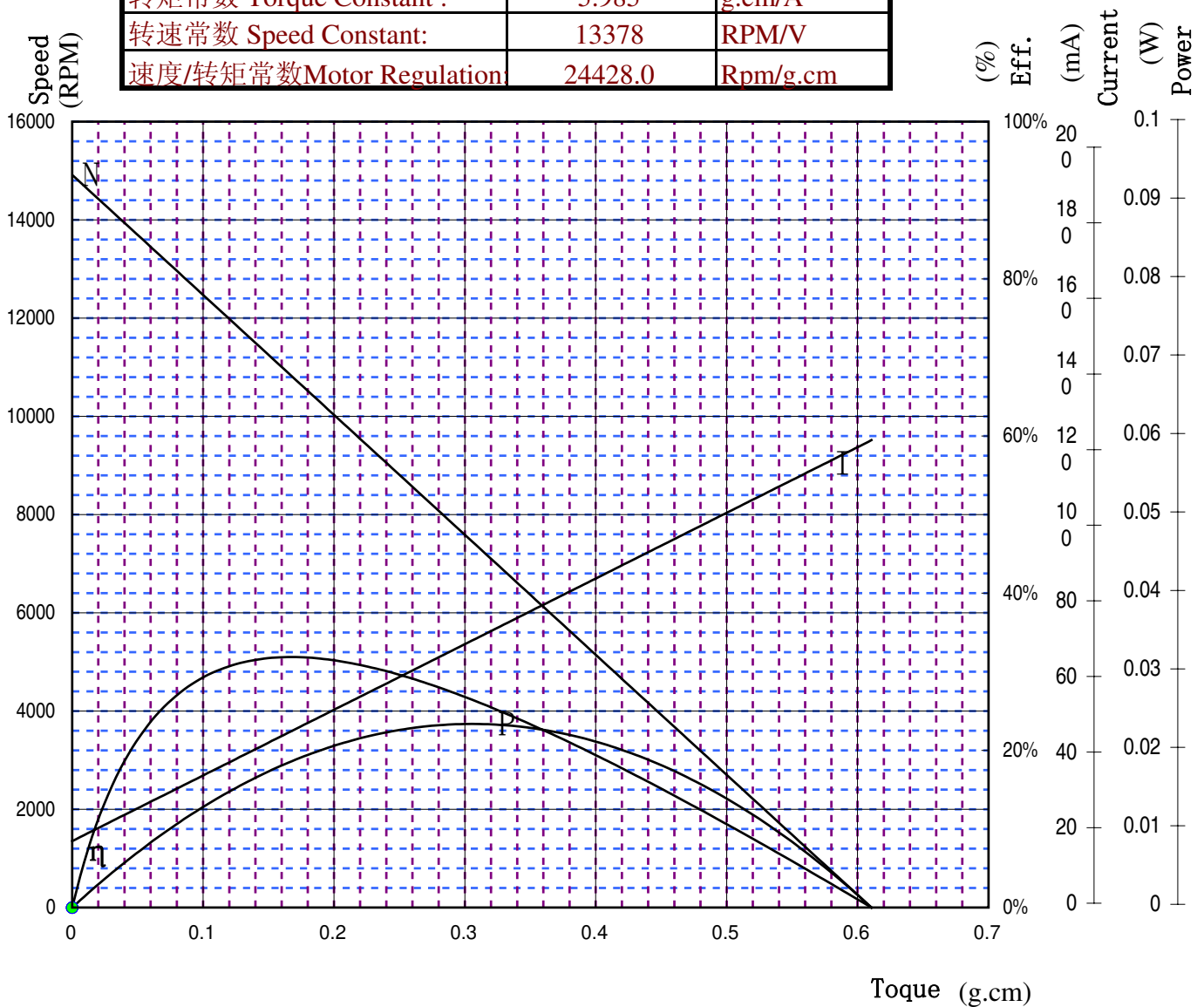
MOTOR PERFORMANCE CURVE

电机性能曲线

客户名称 Customer 0 额定电压 Rated Voltage 1.3 V/DC
 电机型号 Motor Model Q6DL2AQ140001 额定负荷 Rated Load 模拟负载
 测试日期 Test Date 20170728

Parameters Table 性能参数表		F/L 空载	Eff (max) 最大效率点	P (max) 最大功率点	Stall 堵转点
转矩 Torque :	g.cm	0	0.17	0.31	0.61
转速 Speed :	RPM	14917	10832	7458	0
电流 Current :	mA	16.91666667	44.9	67.9	118.9
输出 Output :	W	0	0.02	0.02	0
效率 Efficiency :	%	0	31.9%	26.5%	0

特征参数 Parameters		
转矩常数 Torque Constant :	5.985	g.cm/A
转速常数 Speed Constant:	13378	RPM/V
速度/转矩常数 Motor Regulation:	24428.0	Rpm/g.cm



NOTES: Performance (In an ambient temperature of 25 -30°C)
 Motor tested rapidly to prevent significant temperature rise.

备注: 电机测试环境温度: 常温25 -30°C
 电机测试迅速, 以防止温度显著上升。

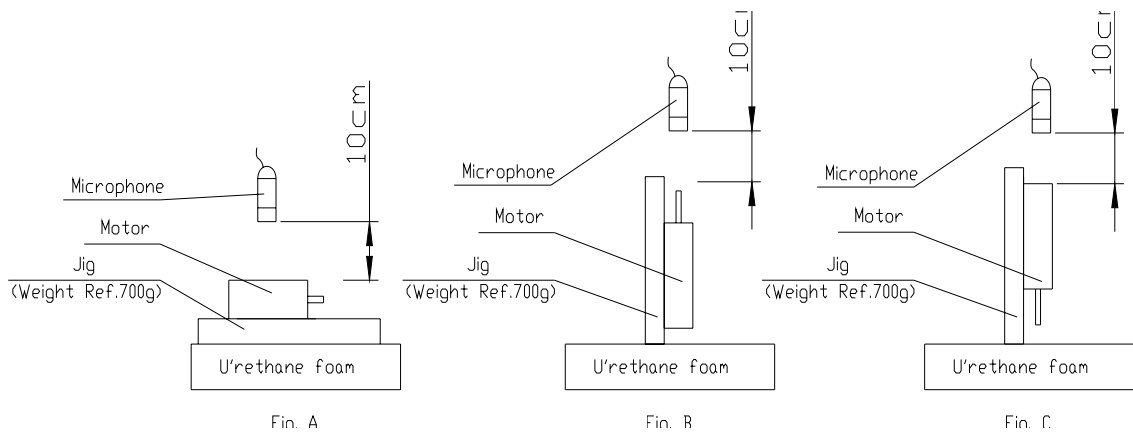
2008.12.05	规格书/Specification	编号/No KOTL-B-S979	代码/code:0	3/9																																			
型号/Part No.		Q6DL2AQ140001																																					
<p>1. 适用范围/ General Scope 本规格书适用于圆筒式永磁直流电机 Q6DL2AQ140001 型 This specification applies to cylindrical permanent-magnetic motors DC model : Q6DL2AQ140001</p>																																							
<p>2. 使用条件/ Operating Conditions</p> <table border="1"> <thead> <tr> <th colspan="2">项目/Item</th> <th>规格/Specifications</th> <th colspan="2">条件·备注/Conditions & Remarks</th> </tr> </thead> <tbody> <tr> <td>2-1</td> <td>额定电压 Rated voltage</td> <td>1.3V DC</td> <td colspan="2"></td> </tr> <tr> <td>2-2</td> <td>旋转方向 Rotation</td> <td>C.W. (Clockwise)</td> <td colspan="2"></td> </tr> <tr> <td>2-3</td> <td>马达位置 Motor position</td> <td>全方位 All position</td> <td colspan="2"></td> </tr> <tr> <td>2-4</td> <td>使用电压范围 Operating voltage</td> <td>0.9~1.6V DC</td> <td colspan="2"></td> </tr> <tr> <td>2-5</td> <td>使用环境 Operating environment</td> <td>-20~60℃ 10~90% RH</td> <td colspan="2"></td> </tr> <tr> <td>2-6</td> <td>保存环境 Storage environment</td> <td>-40~80℃, 5~95% RH</td> <td colspan="2">无水气凝结 No condensation of moisture</td> </tr> </tbody> </table>					项目/Item		规格/Specifications	条件·备注/Conditions & Remarks		2-1	额定电压 Rated voltage	1.3V DC			2-2	旋转方向 Rotation	C.W. (Clockwise)			2-3	马达位置 Motor position	全方位 All position			2-4	使用电压范围 Operating voltage	0.9~1.6V DC			2-5	使用环境 Operating environment	-20~60℃ 10~90% RH			2-6	保存环境 Storage environment	-40~80℃, 5~95% RH	无水气凝结 No condensation of moisture	
项目/Item		规格/Specifications	条件·备注/Conditions & Remarks																																				
2-1	额定电压 Rated voltage	1.3V DC																																					
2-2	旋转方向 Rotation	C.W. (Clockwise)																																					
2-3	马达位置 Motor position	全方位 All position																																					
2-4	使用电压范围 Operating voltage	0.9~1.6V DC																																					
2-5	使用环境 Operating environment	-20~60℃ 10~90% RH																																					
2-6	保存环境 Storage environment	-40~80℃, 5~95% RH	无水气凝结 No condensation of moisture																																				
<p>3. 测定条件/ Measuring Conditions</p> <table border="1"> <thead> <tr> <th colspan="2">项目/Item</th> <th>规格/Specifications</th> <th colspan="2">条件·备注/Conditions & Remarks</th> </tr> </thead> <tbody> <tr> <td>3-1</td> <td>温度 Temperature</td> <td>20±2℃</td> <td colspan="2"></td> </tr> <tr> <td>3-2</td> <td>湿度 Humidity</td> <td>65±5% RH</td> <td colspan="2"></td> </tr> <tr> <td>3-3</td> <td>位置 Motor position</td> <td>轴向水平 Motor shaft horizontal</td> <td colspan="2">将马达固定在试验台上 Lock the motor in a test fixture</td> </tr> </tbody> </table> <p>标准测试条件为温度 20℃，湿度 65%。如无疑异，也可在温度 5~35℃、湿度 45~85%的条件下测试。 马达测试时，放置方向为轴向水平。/The measurement at 20℃ & 65%RH is standard. If the judgment is not questionable, recognize measurement at 5℃ to 35℃ & relative humidity 45% to 85%. Direction of motor is shaft horizontal.</p>					项目/Item		规格/Specifications	条件·备注/Conditions & Remarks		3-1	温度 Temperature	20±2℃			3-2	湿度 Humidity	65±5% RH			3-3	位置 Motor position	轴向水平 Motor shaft horizontal	将马达固定在试验台上 Lock the motor in a test fixture																
项目/Item		规格/Specifications	条件·备注/Conditions & Remarks																																				
3-1	温度 Temperature	20±2℃																																					
3-2	湿度 Humidity	65±5% RH																																					
3-3	位置 Motor position	轴向水平 Motor shaft horizontal	将马达固定在试验台上 Lock the motor in a test fixture																																				
<p>4. 机械要求/ Mechanical Specifications</p> <table border="1"> <thead> <tr> <th colspan="2">项目/Item</th> <th>规格/Specifications</th> <th colspan="2">条件·备注/Conditions & Remarks</th> </tr> </thead> <tbody> <tr> <td>4-1</td> <td>结构 Configuration</td> <td>见 10. 外形图 As specified in 10. Outline Drawing</td> <td colspan="2">Outline drawing No: Q6DL2AQ140001</td> </tr> <tr> <td>4-2</td> <td>外观 Appearance</td> <td>不含有机机械损坏及不适当的浸蚀等。 There shall be no evidence of mechanical damage and shall not have inadequate corrosion and so on</td> <td colspan="2">目测（容许范围根据样品外形） Visual examination(allowable extent is based on boundary sample)</td> </tr> <tr> <td>4-3</td> <td>轴向间隙 Shaft end play</td> <td>0.05mm~0.3mm</td> <td colspan="2"></td> </tr> </tbody> </table>					项目/Item		规格/Specifications	条件·备注/Conditions & Remarks		4-1	结构 Configuration	见 10. 外形图 As specified in 10. Outline Drawing	Outline drawing No: Q6DL2AQ140001		4-2	外观 Appearance	不含有机机械损坏及不适当的浸蚀等。 There shall be no evidence of mechanical damage and shall not have inadequate corrosion and so on	目测（容许范围根据样品外形） Visual examination(allowable extent is based on boundary sample)		4-3	轴向间隙 Shaft end play	0.05mm~0.3mm																	
项目/Item		规格/Specifications	条件·备注/Conditions & Remarks																																				
4-1	结构 Configuration	见 10. 外形图 As specified in 10. Outline Drawing	Outline drawing No: Q6DL2AQ140001																																				
4-2	外观 Appearance	不含有机机械损坏及不适当的浸蚀等。 There shall be no evidence of mechanical damage and shall not have inadequate corrosion and so on	目测（容许范围根据样品外形） Visual examination(allowable extent is based on boundary sample)																																				
4-3	轴向间隙 Shaft end play	0.05mm~0.3mm																																					

5.性能特征/Performance and characteristics

项目/Item		规格/Specifications	条件·备注/Conditions & Remarks
5-1	空载转速 Non load speed	14000±2000rpm	在额定电压下。 At rated voltage.
5-2	空载电流 Non load current	33 mA Max	
5-3	堵转电流 Stall current	155 mA Max	在额定电压下。 At rated voltage
5-4	起动电压 Starting voltage	0.8V DC Max	在额定负载（无振子）下电枢的任意位置。 At rated load (non vibration weight) any position of rotor.
5-5	绝缘电阻 Insulation resistance	1MΩ Min	在 100V 直流下，端子和机壳间 At DC 100V between Terminal and case.
5-6	端子阻抗 Terminal resistance	10.5Ω (±20%)	在 20℃ 下 At 20℃
	机械噪音 Mechanical noise	50dB(A) Max	

在额定电压、额定负载（振子）下
背景噪音：不大于 28dB.A 计权
测试仪器：B&k
夹具重量：700g
At rated voltage and rated load (Counterweight).
Back ground noise 28dB(A) Max
Measuring instruments: B&k
Weight of jig:700g

5-7



2008.12.05		规格书/Specification		编号/No KOTL-B-S979		代码/code:0		5/9	
6. 可靠性/Reliability									
项目/Item		规格/ Specifications				判定标准/Judgment			
6-1		低温放置 Low temp exposure		温度 /Temperature : $-40\pm 2^{\circ}\text{C}$ 时间 /Time : 96h		在常温常湿下放置 2h 后, 马达应符合项 7-1 的要求。 After 2 hours exposure in ordinary temperature and humidity, Motors shall be approved as specified in item 7-1.			
6-2		高温放置 High temp. Exposure		温度 /Temperature : $60\pm 2^{\circ}\text{C}$ 时间 /Time : 96h					
6-3		湿度放置 Humidity exposure		温度 /Temperature : $40\pm 2^{\circ}\text{C}$ 湿度 /Humidity : 90~95%RH 放置时间 /Exposure time : 96h 无水气凝结/No condensation of moisture					
6-4		振动 Vibration		全振幅 /Displacement : 1.5mm (p-p) 频率 /Frequency: 10 ~ 55Hz 加速度 /Acceleration: 22m/s^2 周期 /Period: 20min 完成 10~55~10Hz /20 Minutes log sweep10~55~10Hz 方向 /Direction: x, y, z 时间 /Time: 每个方向 2h /Each 2 hours		测试结果应符合项 7-1 的要求。 After the test motors shall be approved as specified in item 7-1.			
6-5		自然跌落 Free fall		试验状态/Test state:将马达固定在约 75 克(包括马达本身)的物体上, 落向水泥地面。 Set the motor to the approximately 100g (include the motor) weight of block drop the motor on the concrete floor. 高度 /Height: 1.5m 方向 /Direction: 6 个面 / 6 faces 次数 /Number of times: 每个面 2 次/ Twice 2 each		测试结果应符合项 7-1 的要求。 After the test motors shall be approved as specified in item 7-1.			

7. 要求/Requirements

项目/Item		判定基准 / Requirements
7-1	表 B Table B	1) 额定转速/Rated speed: 不大于初始值±30%/Initial data±30% max 2) 额定电流/Rated current: 不大于初始值±30%/Initial data±30% max 3) 起动电压/Starting voltage: 1.0V DC Max

8. 使用时注意事项/ attentions

8-1 电机在运输过程中应小心轻放，避免严重碰撞敲击引起的电机机身和性能受损。(Please lay the motors carefully in transportation to avoid any serious damage to the motor body or its electric function because of collision.)

8-2 请按照规格书中规定的第 2 条(使用条件)来使用和存储电机，否则会影响电机性能。(Please use and storage motors according to N0.2 item (Operating Conditions) in specification, or else motor characteristics would be affected.)

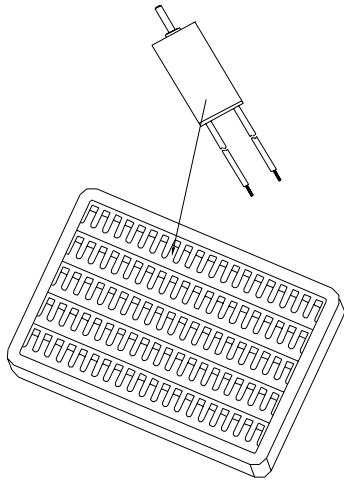
8-3 请在 6 个月内使用。在使用和打开马达外包装时请避免水气凝结。(Make arrangement to limit the storage period to 6 months or less. Condensation of atmosphere must be avoided in motor usage or opening the packaging of the motor.)

8-4 马达应适当的操作、储存和运转环境中均不可存在腐蚀性气体。例如：H₂S、SO₂、NO₂、CL₂等。另外存储环境中不可有诸如硅、氰、甲醛水和苯酚等能放射出腐蚀性气体的物质，在电机的机械构造或装置中，如果存在腐蚀性气体，那么这会引起马达不运转。(For proper operation. storage and operating environment must not contain corrosive gases. For example H₂S. SO₂. NO₂. CL₂. etc. In addition storage environment must not have materials that emit corrosive gases especially from silicon. cyanic. formalin and phenol group. In the mechanism or the set. existence of corrosive gases may cause no rotation in motor.)

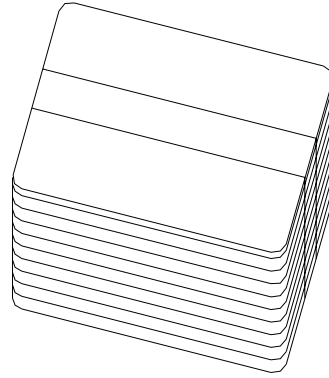
8-5 请通电后不要长时间堵住机轴。(Please don't stall the shaft for a long time after powering.)

8-6 马达轴向间隙处不应有杂物（如颗粒、纤维物、头发、胶带、胶水等）(There should be no sundries (such as grain, fibre, hair, small tape, glue etc.) in the shaft end play.)

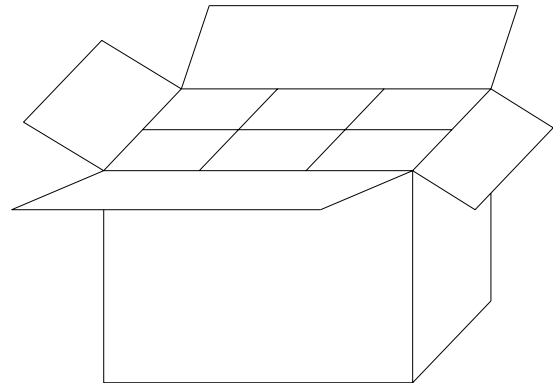
(Q6D型) 圆柱马达包装
Packaging drawing of Q6D cylindrical motor



100PCS (1 tray) × 10



1000PCS (1 bundle) × 6



包装试验要求

1. 标准

- (1) 整箱重量小于等于9kg的, 跌落高度设定为75cm.
- (2) 整箱重量大于9kg但小于等于23kg的, 跌落高度设定为60cm.

2. 试验方法:

跌落要求为六面三棱一角.

- (1) 六面: 先从最大两面跌, 然后是中间大小的两面, 最后跌最小的两面, 一共六次.
- (2) 三棱: 指任选三条同一角的棱, 跌落秩序: 最长棱, 中间长度, 最短的, 一共三次.
- (3) 一角: 指上一步三条棱所组成的角, 跌落一次.

3. 判定基准

经过跌落试验后, 产品外观、性能无不良.

Package Test Requirement:

1. Criteria

- (1) The weight of the whole carton less than 9kg, the dropping height is 75cm.
- (2) The weight of the whole carton more than 9kg and less than 23kg, the dropping height is 60cm.

2. Test Methods:

Dropping requirement is 6 faces, 3 arris, 1 angle.

- (1) 6 faces: First dropping with two biggest faces, then dropping with another two middle faces, at last dropping with two smallest faces, once per face, total 6 faces.
- (2) 3 arris: Choose any 3 arris which make up of the same the angle, the dropping sequence is the longest arris, middle arris, shortest arris. Total 3 times.
- (3) 1 angle: Point to the angle which is made up with the 3 arris in the above step. Dropping for 1 time.

3. Judgement Criterion

After drop test, no evidence of damage on the appearance and performance.

Remarks:

- 1000PCS/CTN: 24cm × 17.5cm × 27.5cm
- 2000PCS/CTN: 34cm × 24cm × 27.5cm
- 4000PCS/CTN: 47cm × 34cm × 27.5cm
- 6000PCS/CTN: 51cm × 47cm × 27.5cm

OPP TAPE

